

**SINGER**  
**103K2**

ILLUSTRATED  
PRICE LIST OF PARTS

FOR

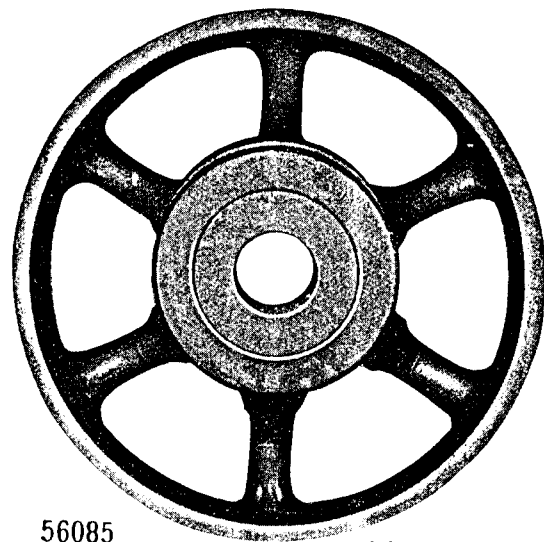
**Machine No. 103K2**

---

THE SINGER MANUFACTURING COMPANY

1914

56017



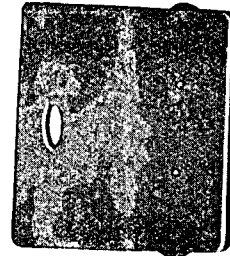
56085



56016



56019



2824



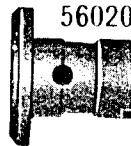
256

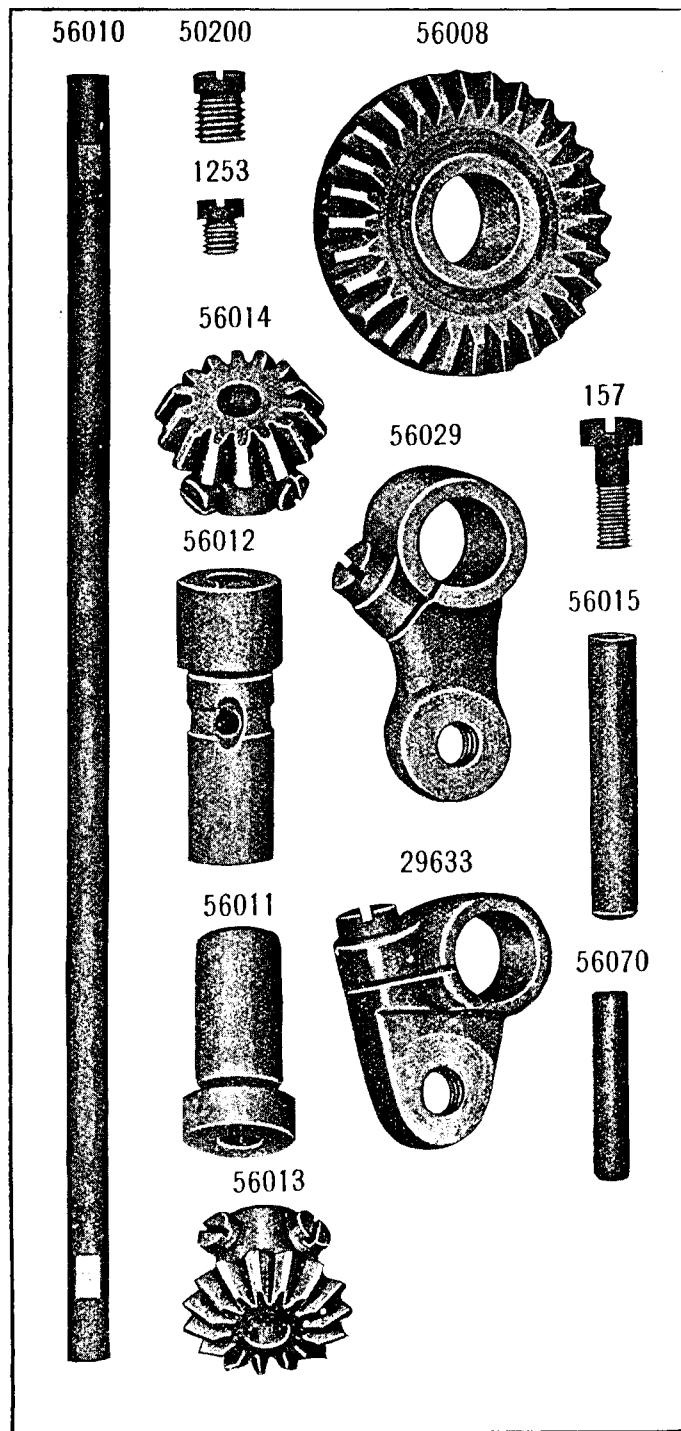
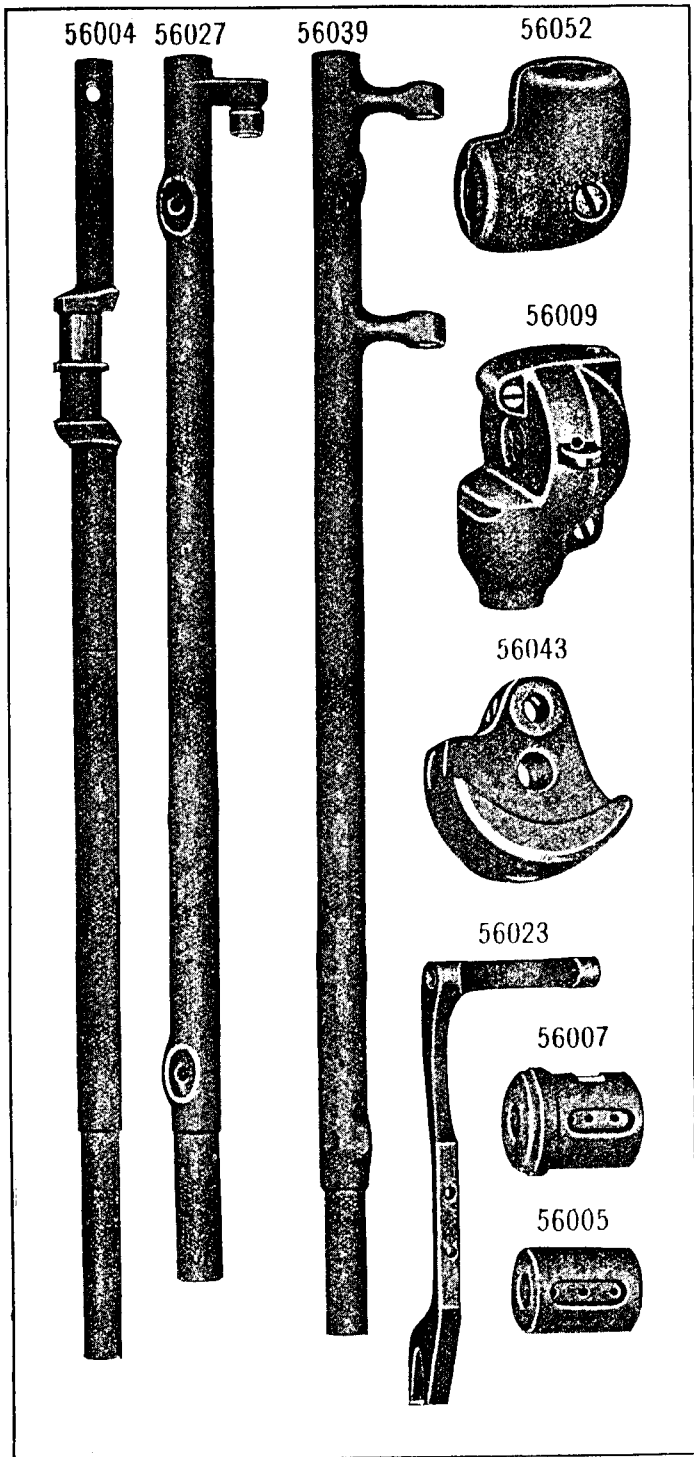


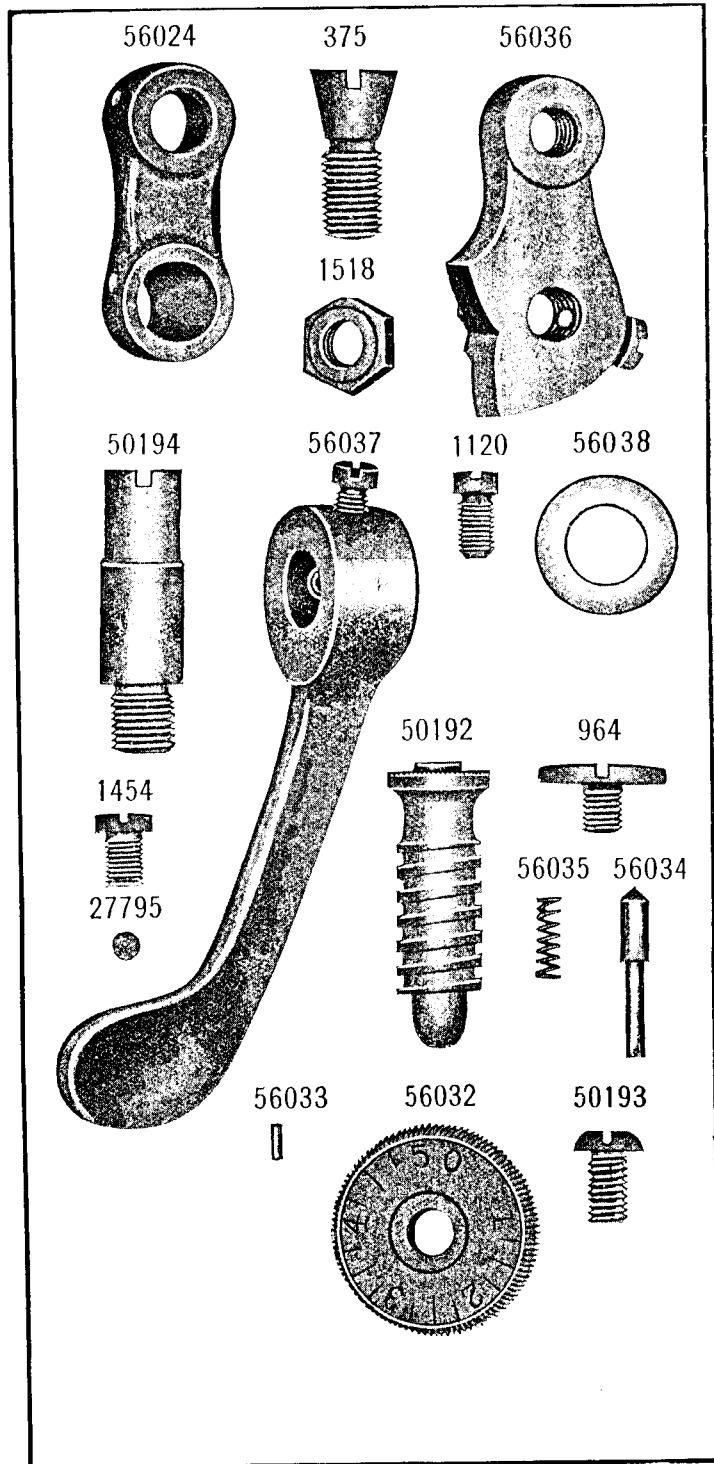
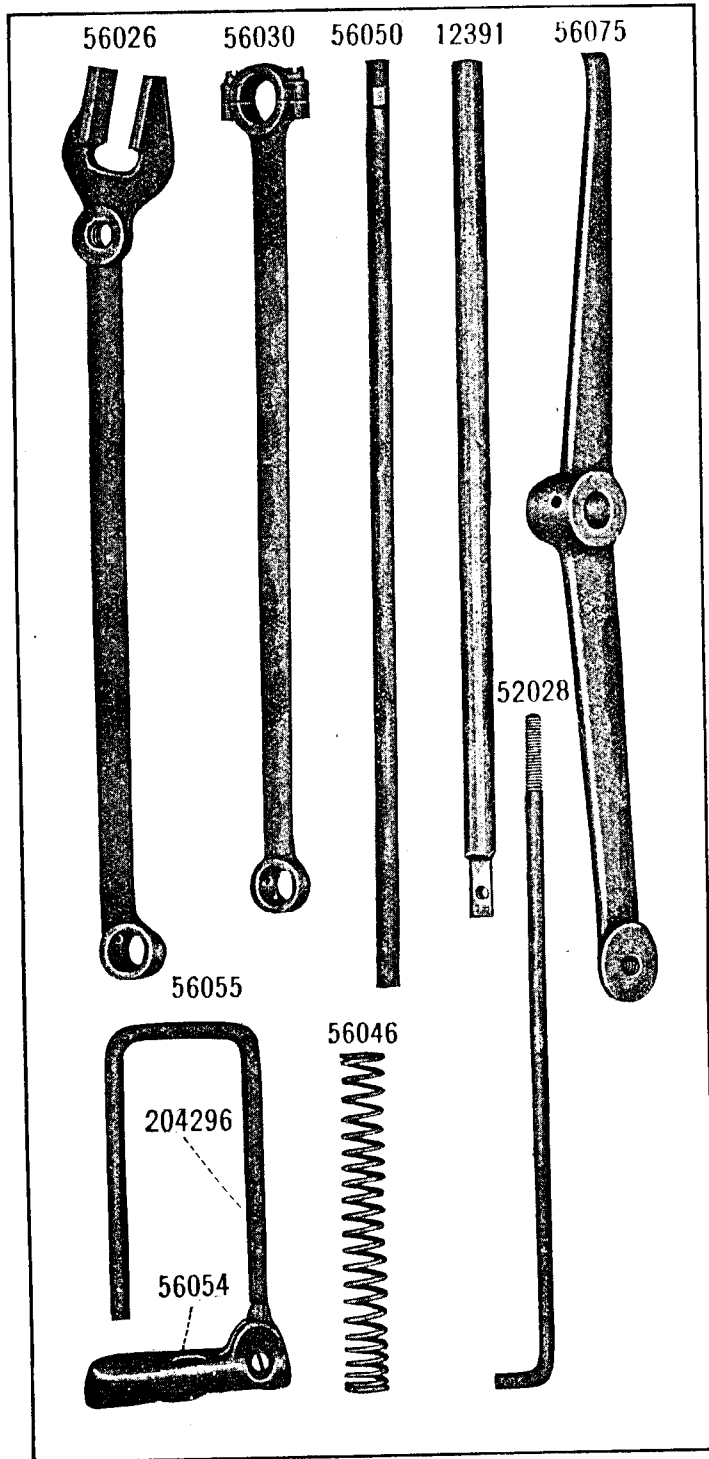
2020

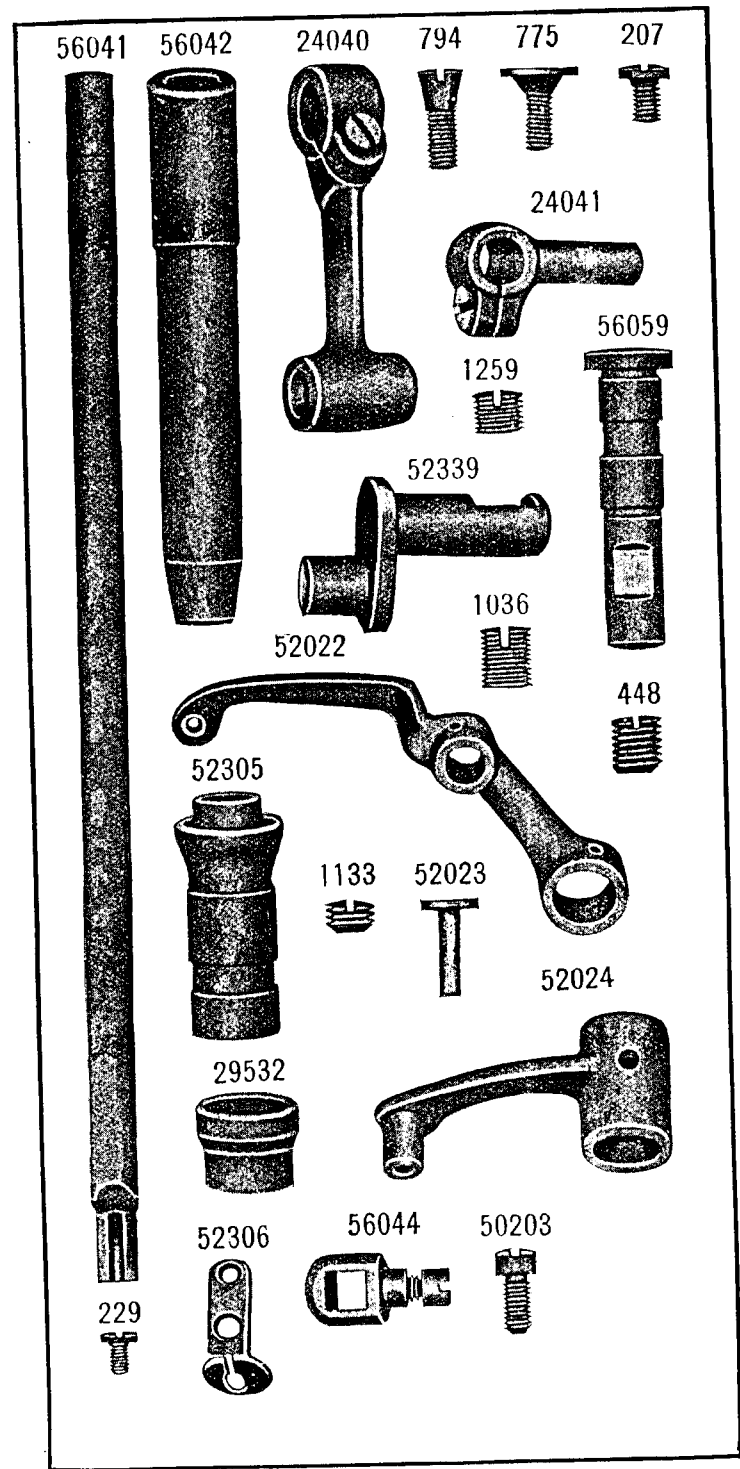
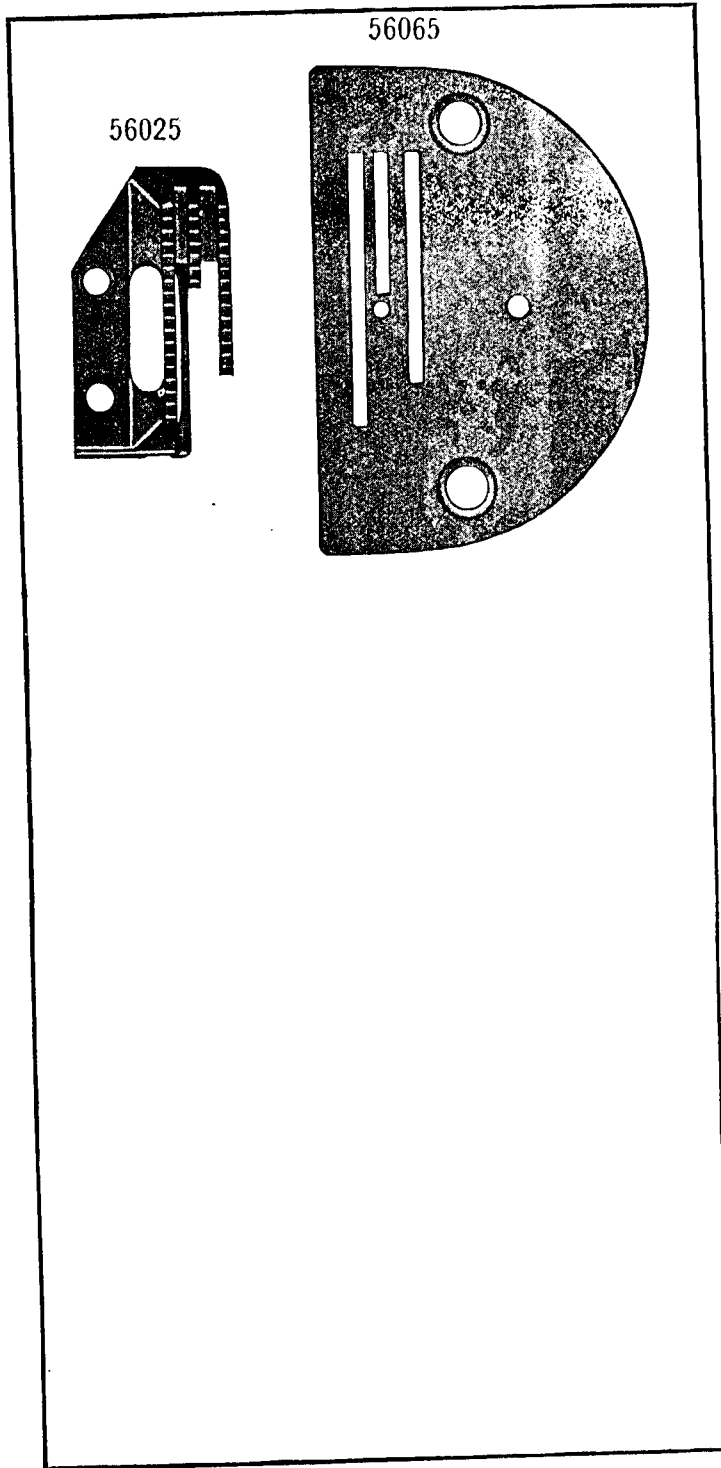


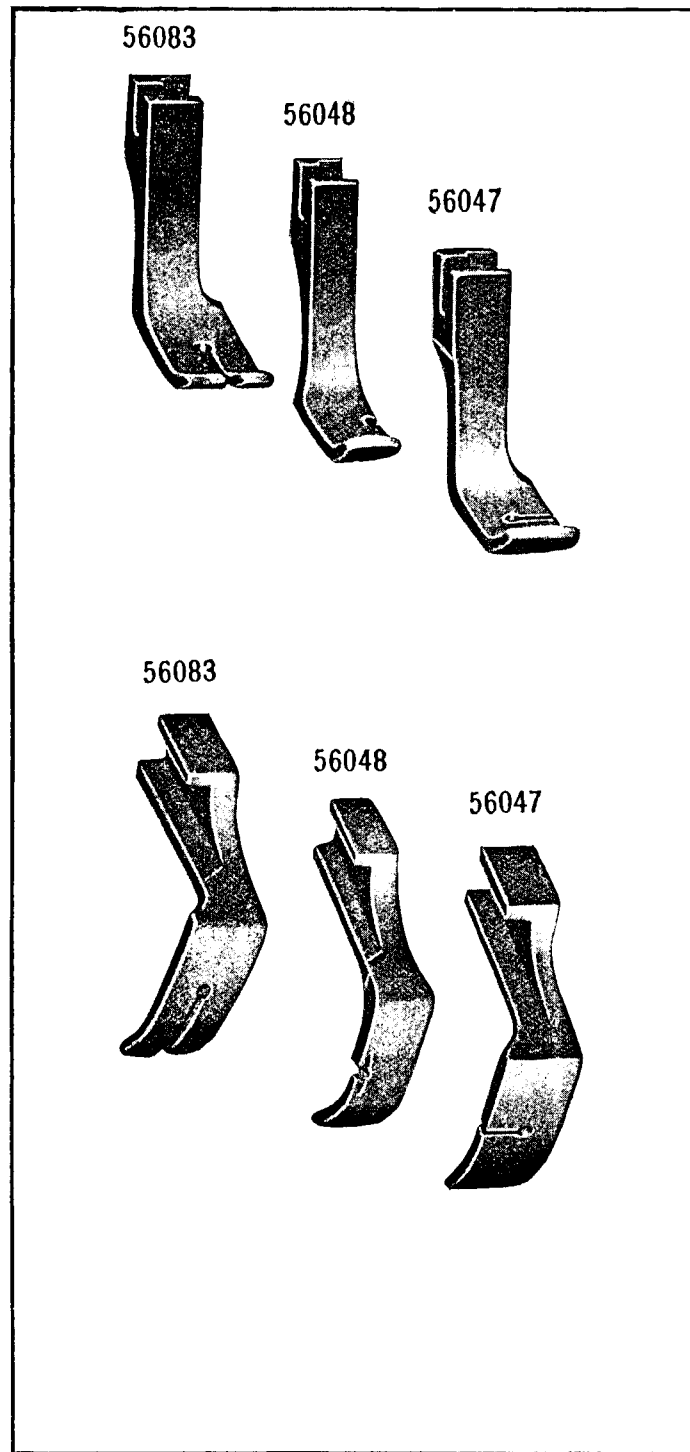
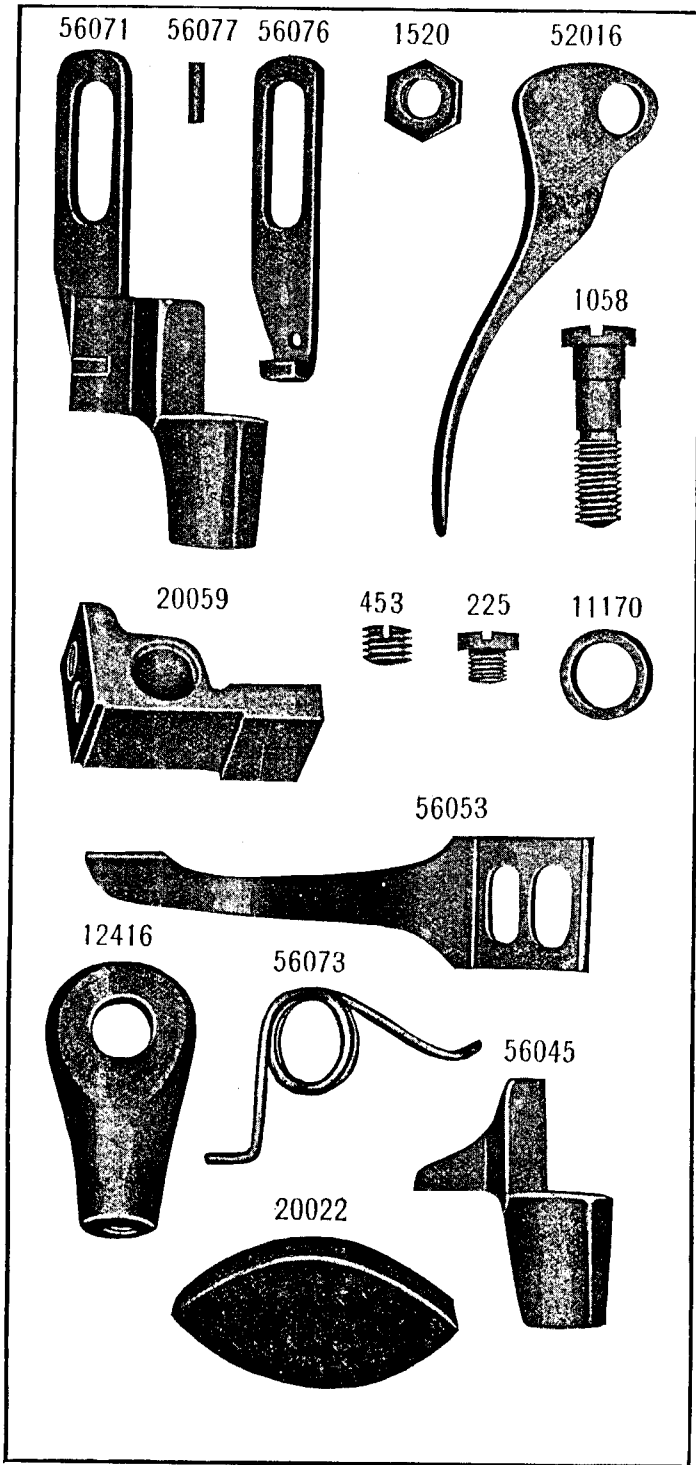
56020

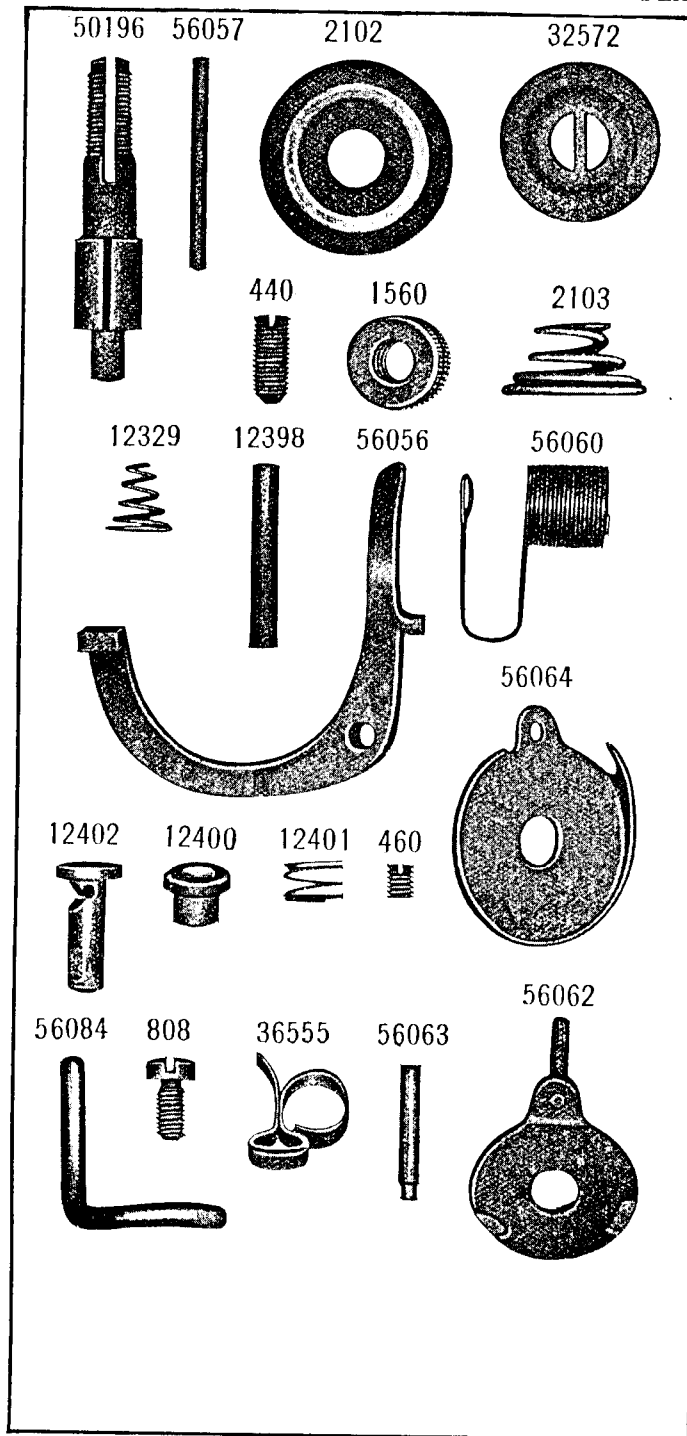
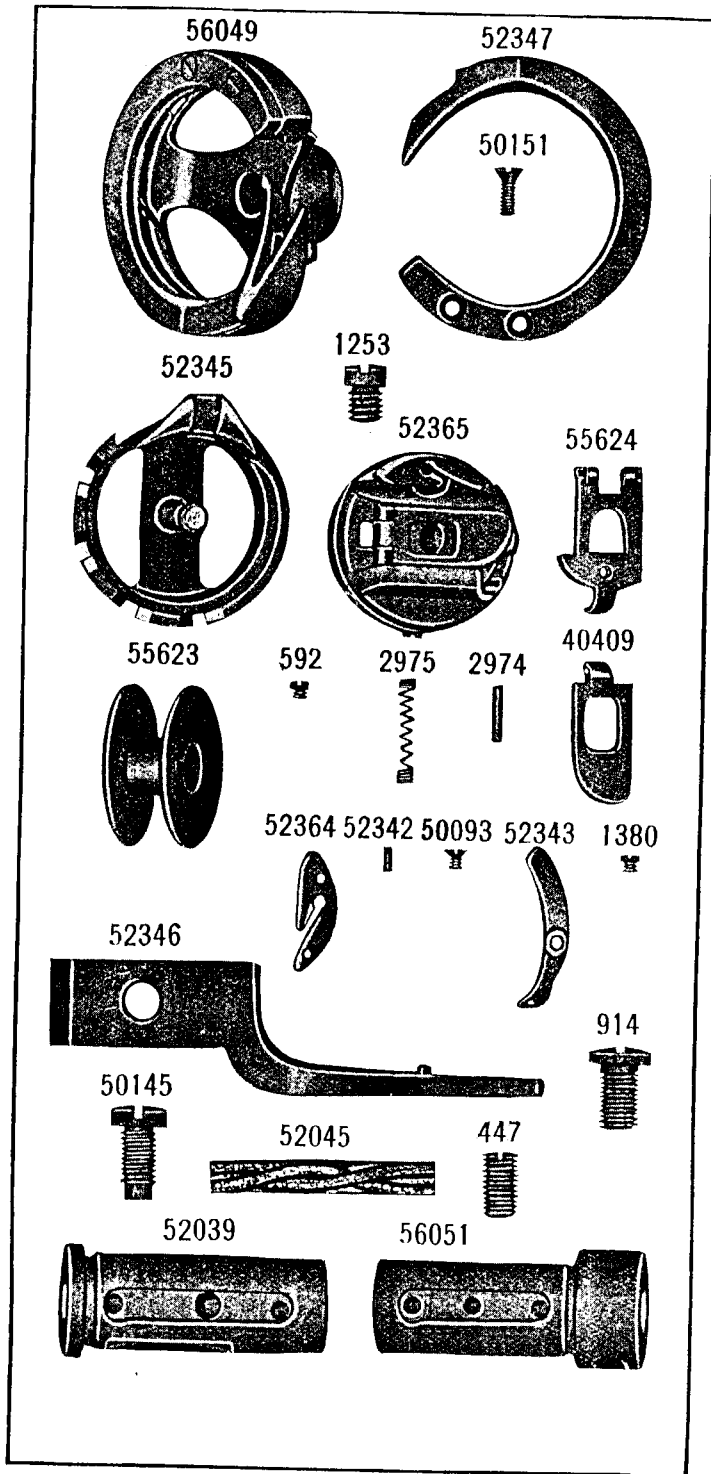





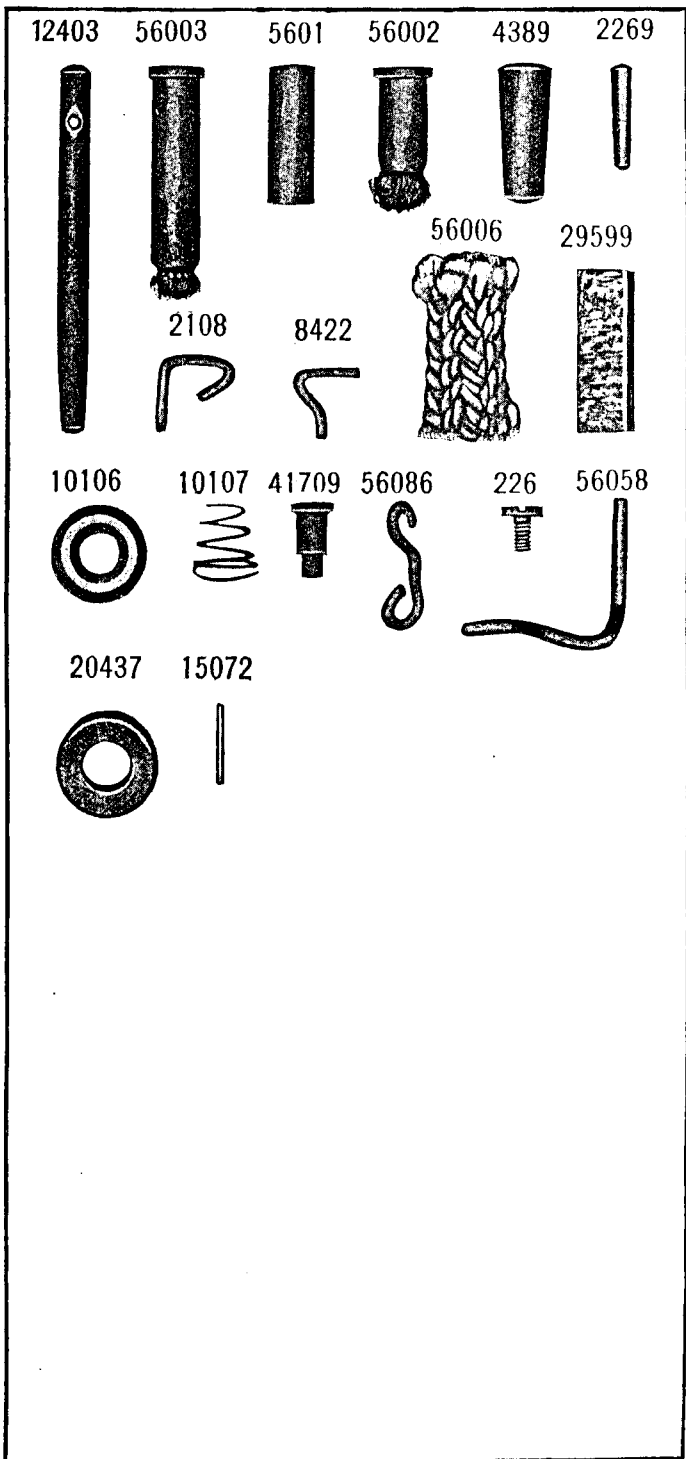


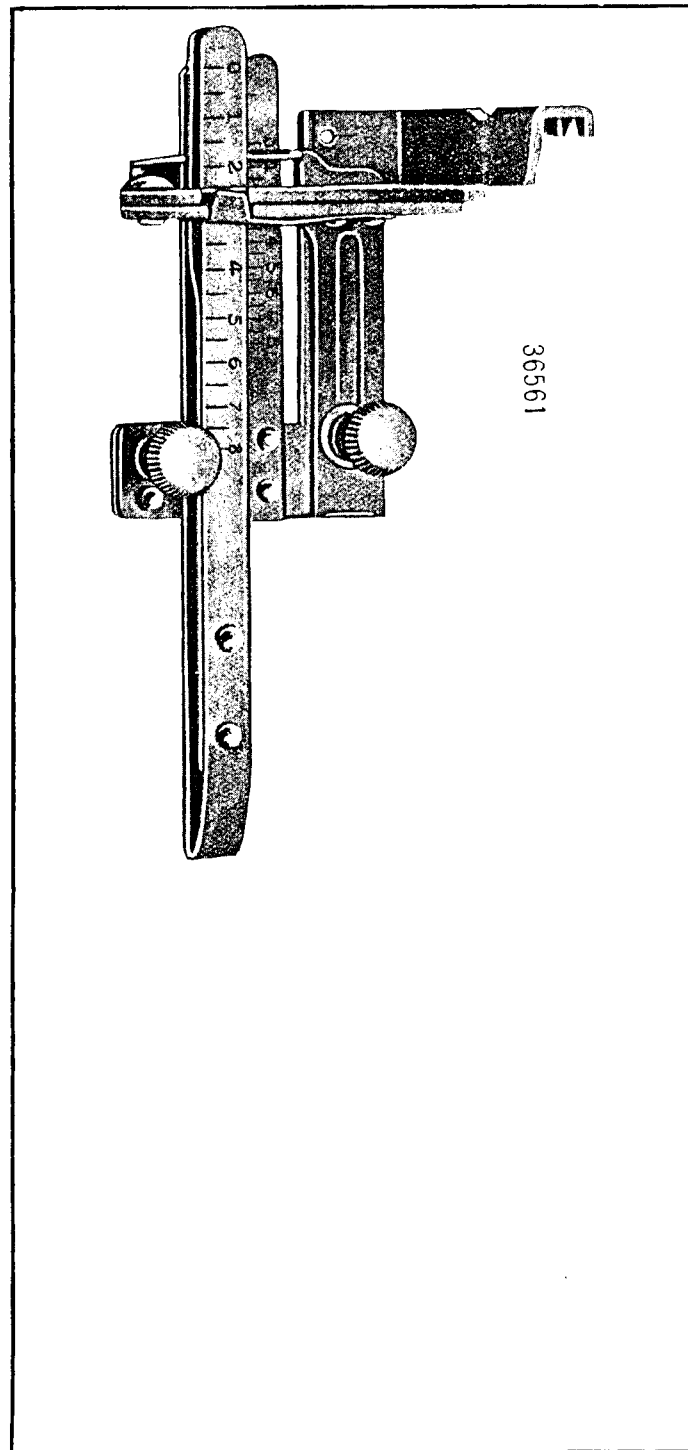





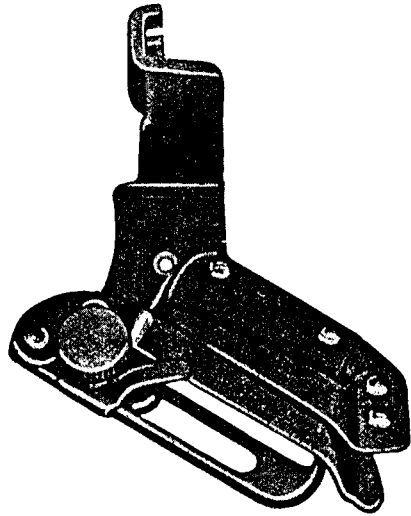









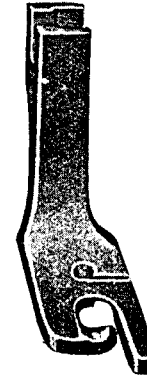
36559



36560



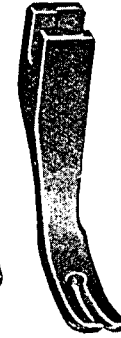
36546




36547



36554



36546



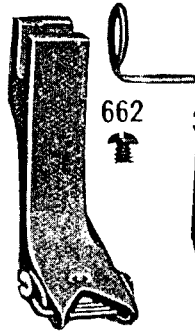
36547



36554

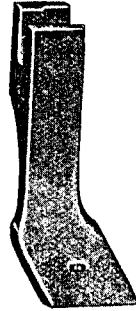


36549 36550



662

36551



36552



36549



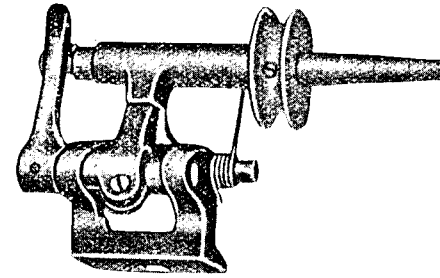
36551



36552



41706



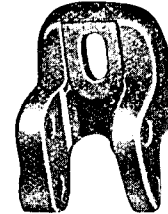
41701




41702



41697



41698



41700



34105



41705



41704



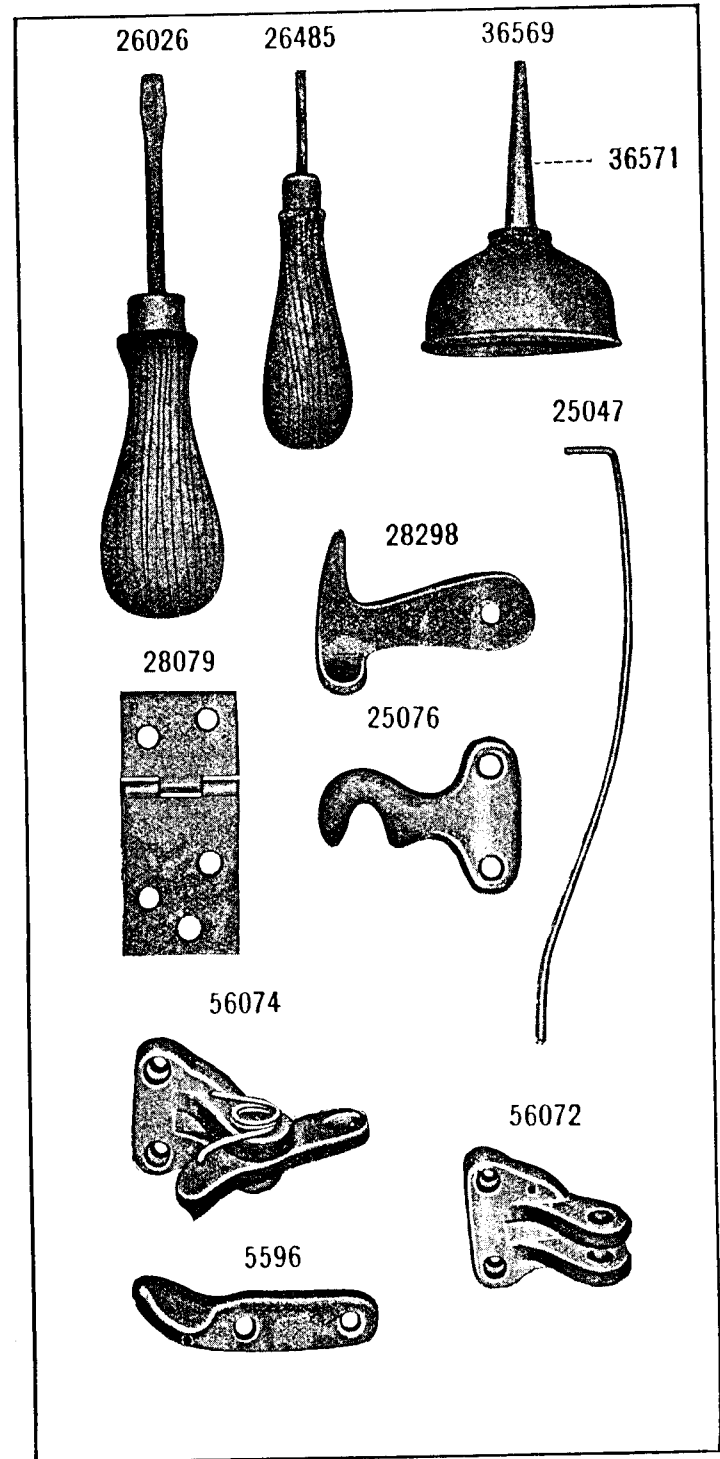
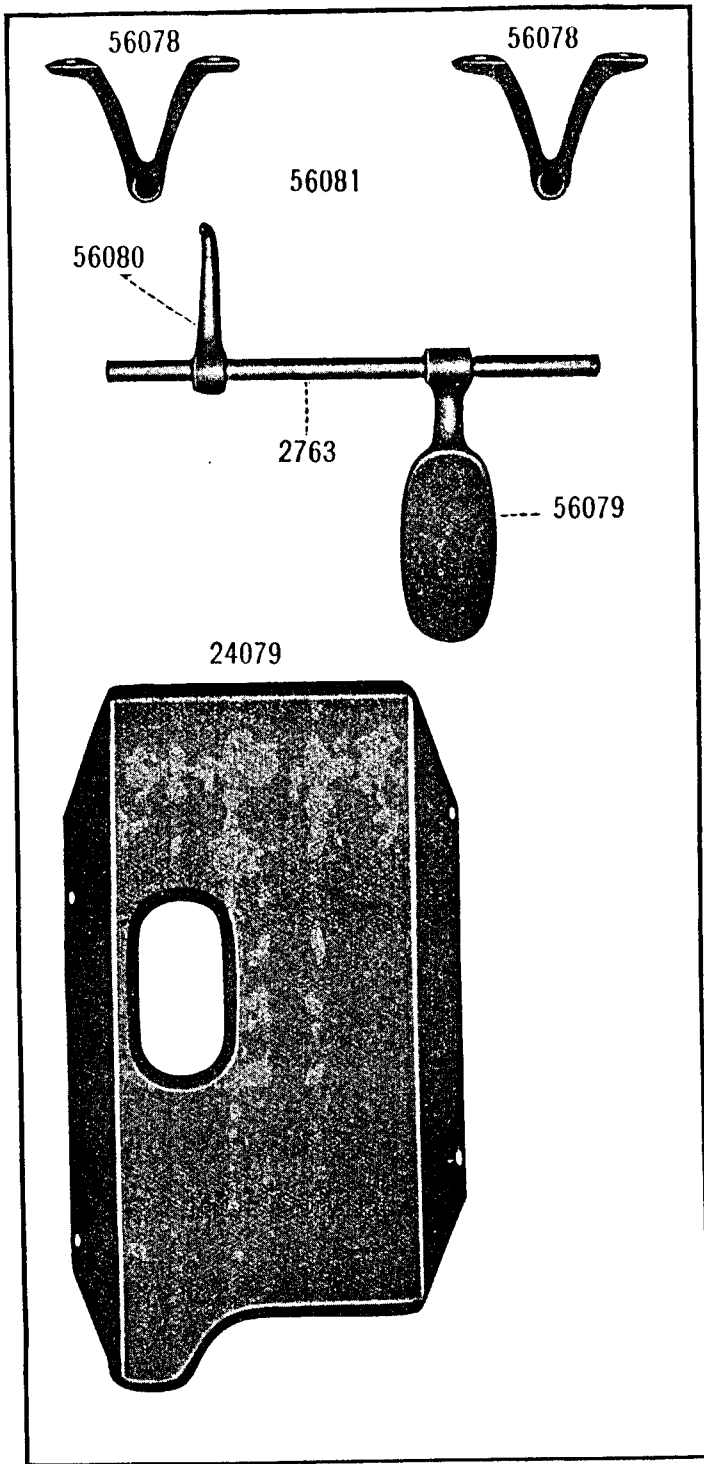
41699



41708



41707



56022



**NEEDLES BEST ADAPTED**  
**FOR**  
**Machine No. 103K2**

MACHINES.	NEEDLES.	REMARKS.
103K2	16 × 231	

## CONTENTS

	PAGES
Parts, complete ... ..	33-38
Accessories ... ..	39
Attachments ... ..	39
Presser Feet ... ..	39
Bobbin Winder ... ..	40
Knee Lifter ... ..	41
Stand ... ..	41
Table ... ..	41
Cover ... ..	42
Obsolete Parts ... ..	42
Numerical List of Parts ... ..	43-52

# ILLUSTRATED PRICE LIST OF PARTS

FOR

## Machine No. 103K2

In ordering from this List, the prefix and affix letters with the part number **MUST BE** quoted exactly as they are shown in the first column.

A number always indicates the same part in whatever List it may appear, or for whatever machine.

The prefix *SS* indicates Screws made only at Singer.

" " *NN* " Nuts made only at Singer.

" " *RR* " Rollers and Studs made only at Singer.

The affix letters (where shown) indicate the style of finish, as follows:—

- A. Hardened, Polished and Plated.
- B. Polished and Plated.
- C. Hardened only.
- D. Polished only.
- E. Soft, not Polished.
- F. Hardened and Polished.
- H. Blued.
- J. Plated only.
- K. Hardened and Plated.
- L. Brass or Gilt.
- M. Oxidized.

In this series

1 to 1500 and 50001 to 51500 are Screw Numbers.

1501 " 1800 are Nut Numbers.

1801 " 2000 are Roller Numbers.

2001 " 50000 are numbers of machine parts, etc.

80001 " 100000 are numbers of machine parts, etc.,  
made only at Singer.

*Parts marked with asterisk (\*) are furnished only when the repairs are made at Factory.*

# PARTS COMPLETE

FOR

## MACHINE No. 103K2

FOR GENERAL WORK IN CLOTH, ROTATING HOOK DRIVEN BY  
GEARS, DROP FEED, REVERSIBLE, C. S. M. DISTANCE FROM  
NEEDLE TO BASE OF ARM  $22\frac{1}{2}$ "<sub>m</sub>. LENGTH OF  
STITCH ADJUSTABLE FROM  $1$ "<sub>m</sub> TO  $5$ "<sub>m</sub>.  
FOR HOME MANUFACTURING.

No.	Plate		Price
*56001	...	Arm ... ..	17 9
1389	6447	" Dowel Pin ... ..	1
56002	6447	" Oil Tube with 29599 for oiling 52022 ... ..	3
56003	6447	" " " " 29599 " " 52024 ... ..	3
29599	6447	" " " Packing (Felt), ... .. per 100	1 0
118c	6448	" Screw ... ..	4
56096	...	" Shaft (horizontal) ... ..	8 4
56005	6437	" " ( " ) Bushing (back) ... ..	1 5
56006	6447	" " ( " ) " ( " ) Oil Pad (braided cotton) ... ..	$\frac{1}{2}$
146c	6448	" " ( " ) " ( " ) Set Screw ... ..	$1\frac{1}{2}$
56007	6437	" " ( " ) Flanged Bushing (front) ... ..	2 0
56006	6447	" " ( " ) " " ( " ) Oil Pad (braided cotton) ... ..	$\frac{1}{2}$
435c	6448	" " ( " ) " Bushing (front) Set Screw ... ..	2
56097	...	" " ( " ) Gear with two 1036c... ..	5 7
56098	...	" " ( " ) " Case (two pieces) with two 647c ... ..	3 0
56070	6438	" " ( " ) " " Position Pin ... ..	$\frac{1}{2}$
647c	6448	" " ( " ) " " Screw ... ..	$1\frac{1}{2}$
1036c	6442	" " ( " ) " Set Screw ... ..	$1\frac{1}{2}$
56010	6438	" " (upright) ... ..	2 0
56099	...	" " ( " ) Bushing (lower) ... ..	1 5
56100	...	" " ( " ) " (upper) ... ..	2 0
56013	6438	" " ( " ) Gear (lower) with two 1253c ... ..	3 0
1253c	6438	" " ( " ) " ( " ) Set Screw ... ..	$1\frac{1}{2}$
56101	...	" " ( " ) " (upper) with two 1253c ... ..	3 0
1253c	6438	" " ( " ) " ( " ) Set Screw... ..	$1\frac{1}{2}$
56015	6438	" " ( " ) Oil Tube (lower) ... ..	$2\frac{1}{2}$
56015	6438	" " ( " ) " " (upper) ... ..	$2\frac{1}{2}$



No.	Plate		Price
56016	6436	<b>Arm Side Cover</b> ... ..	7½
50053b	6448	" " " Thumb Screw ... ..	5
12403	6447	" Spool Pin and Thread Eyelet ... ..	2½
56017	6436	<b>Balance Wheel, 2½" Pulley</b> ... ..	3 4
*56018		<b>Bed</b> ... ..	18 9
56067b		" Slide ... ..	1 0
56019b	6436	<b>Bed Slide, complete, Nos. 2824, 56067b and two 725j</b> ...	1 5
2824	6436	<b>Bed Slide Spring</b> ... ..	2½
725j	6448	" " " Screw ... ..	1
256b	6436	<b>Clamp Stop Motion Clamp Screw</b> ... ..	1 3
248a	6448	" " " " Stop Screw ... ..	1
2020	6436	" " " " Washer ... ..	2½
56020	6436	" " " Flanged Bushing ... ..	1 5
50189c	6448	" " " " " Set Screw ... ..	2½
56021		<b>Clamp Stop Motion, complete, Nos. 248a, 256b, 2020, 50189c and 56020</b> ... ..	3 0
56085	6436	<b>Face Plate with 226d and 56086</b> ... ..	2 6
190b	6448	" " Screw ... ..	1½
56086	6447	" " Thread Guard ... ..	1
226d	6447	" " " " Screw ... ..	1
50190b	6448	" " Thumb Screw ... ..	5
56023	6437	<b>Feed Bar</b> ... ..	1 8
313c	6448	" " Screw Centre ... ..	2
1519c	6448	" " " " Nut ... ..	1½
56102		" Cam and Lifting Eccentric with two 448c ... ..	
448c	6442	" " " " " Set Screw ... ..	1½
56024	6440	" Connecting Link ... ..	10
375c	6440	" " " Hinge Screw ... ..	6
1518c	6440	" " " " " Nut ... ..	2
56025	6441	" Dog ... ..	1 8
56088		" " for Collars and Cuffs ... ..	1 8
56090		" " " " " " ... ..	1 8
NOTE. No. 56025 is supplied with this machine unless other Feed Dog is specified on order.			
50117c	6448	<b>Feed Dog Screw</b> ... ..	1
56103		" Forked Connection ... ..	3 0
375c	6440	" " " Hinge Screw ... ..	6
1518c	6440	" " " " " Nut ... ..	2
56027	6437	<b>Feed Lifting Rock Shaft with 1813</b> ... ..	2 6
56028		<b>Feed Lifting Rock Shaft, complete, Nos. 56027 and 56029</b> ... ..	3 6

No.	Plate		Price
56029	6438	<b>Feed Lifting Rock Shaft Crank with 157c</b> ... ..	1 0
157c	6438	" " " " " Clamping Screw ... ..	2
56104		" " " " " Connecting Rod with 56105 and two 171c ... ..	2 8
*56105		<b>Feed Lifting Rock Shaft Crank Connecting Rod Cap</b> ... ..	
171c	6448	" " " " " " " " " Screw ... ..	1½
375c	6440	" " " " " " " " " Hinge Screw ... ..	6
1518c	6440	" " " " " " " " " Hinge Screw Nut ... ..	2
1813	6448	" " " " " Roller and Stud ... ..	10
50191c	6448	" " " " " Screw Centre ... ..	3
1513c	6448	" " " " " " " " Nut ... ..	2½
50192c	6440	<b>Feed Regulating Stud</b> ... ..	2 0
56032	6440	" " " " " Head with 56033 ... ..	1 3
50193j	6440	" " " " " Cap Screw ... ..	2½
56033	6440	" " " " " Stop Pin, ... per 100 ... ..	5
56034	6440	" " " " " Lock Pin ... ..	1½
56035	6440	" " " " " " " Spring ... ..	1
56036	6440	" Regulator ... ..	3 0
50194e	6440	" " " Screw Stud ... ..	7½
1454e	6440	" " " " " Set Screw ... ..	1½
27795	6440	" " " " " " " Washer (Brass), per 100 ... ..	1 0
56037	6440	<b>Feed Reverse Lever with two 1120c</b> ... ..	1 0
964d	6440	" " " " " Cap Screw ... ..	3½
56038	6440	" " " " " Friction Washer ... ..	1
1120c	6440	" " " " " Set Screw ... ..	1½
56039	6437	<b>Feed Rock Shaft...</b> ... ..	1 8
56040		<b>Feed Rock Shaft, complete, Nos. 29633 and 56039</b> ... ..	2 8
29633	6438	<b>Feed Rock Shaft Crank with 157d</b> ... ..	1 0
157c	6438	" " " " " Clamping Screw ... ..	2
50191c	6448	" " " " " Screw Centre ... ..	3
1513c	6448	" " " " " " " Nut ... ..	2½
36546	6452	<b>Feller (foot)</b> ... ..	1 5
50190b	6448	" Thumb Screw ... ..	5
25878	6449	<b>Guide</b> ... ..	7½
732b	6448	" Thumb Screw ... ..	5
36547	6452	<b>Hemmer (foot) ¼" hem</b> ... ..	3 0
36548		" ( " ) ⅜" hem ... ..	3 0
50190c	6448	" Thumb Screw ... ..	5

No.	Plate		Price
56041	6442	<b>Needle Bar</b> ... ..	3 0
52305	6442	" " Bushing (lower) with 29532 ... ..	3 4
1133e	6442	" " " ( " ) Set Screw ... ..	1
56042	6442	" " " (upper) ... ..	3 4
1133e	6442	" " " ( " ) Set Screw ... ..	1
24040	6442	" " Connecting Link with 794e ... ..	2 0
794e	6442	" " " " Adjusting Screw ... ..	2 1/2
775e	6442	" " Connecting Link Cap Screw ... ..	3
24041	6442	" " " Stud with 207e ... ..	1 5
207e	6442	" " " " Clamping Screw ... ..	1
56043	6437	" " Crank with 858e, 1036e, 1259e and 50195e	3 4
50195e	6448	" " " Position Screw ... ..	4
858e	6448	" " " Set Screw ... ..	1 1/2
29532	6442	" " Oil Cup ... ..	1 1/2
52306	6442	" " Thread Guard ... ..	5
229d	6442	" " " " Screw ... ..	1
56044	6442	" " Clamp with 50203f ... ..	1 0
50203f	6442	" " Screw ... ..	1 1/2
12391	6439	<b>Presser Bar</b> (hollow) ... ..	3 4
20059	6443	" " Guide Bracket with 453e ... ..	1 5
453e	6443	" " " " Set Screw ... ..	1
52016	6443	" " Lifter ... ..	10
1058c	6443	" " " Screw ... ..	5
1520e	6443	" " " Nut ... ..	1 1/2
56045	6443	" " Lifting and Releasing Lever Bracket ... ..	2 0
56046	6439	" " Spring ... ..	2 1/2
11170	6443	" " " Washer ... ..	1/2
56047	6444	" " Foot for general work ... ..	1 10
56083	6444	" " (double toe) for general work ... ..	1 10
56048	6444	" " for edge stitching ... ..	1 8
50190e	6448	" " Thumb Screw ... ..	5
NOTE: No. 56047 is sent with this Machine unless other Presser Foot is specified on order.			
1082e	6448	<b>Pressure Regulating Thumb Screw</b> ... ..	10
56049	6445	<b>Rotating Hook</b> with 52347 and two each 1253e and 50151d	10 4
55623	6445	" " Bobbin ... ..	2 1/2
55624	6445	" " " Case Latch ... ..	5
40409	6445	" " " " " Lever ... ..	5
2974	6445	" " " " " Fulcrum Pin, per 100	5
2975	6445	" " " " " Spring ... ..	1
592e	6445	" " " " " Stop Screw ... ..	1
52312	-	" " " " Hinge, Nos. 2974, 40409 and 55624	1 0
52364	6445	" " " " Delivery Eye Thread Guard	5

No.	Plate		Price
52342	6445	<b>Rotating Hook</b> Bobbin Case Delivery Eye Thread Guard Rivet	1/2
50093f	6445	" " " " Tension Regulating Screw	1
52343	6445	" " " " " Spring ... ..	5
1380f	6445	" " " " " Screw ... ..	1
52365	6445	<b>Rotating Hook Bobbin Case</b> , complete, Nos. 592e, 1380f, 2975, 50093f, 52312, 52343, 52364 and two 52342 ... ..	3 0
52345	6445	<b>Rotating Hook</b> Bobbin Case Holder ... ..	7 3
52346	6445	" " " " " Position Bracket ... ..	2 6
914f	6445	" " " " " " " Screw	2
52347	6445	" " Section ... ..	3 0
50151d	6445	" " " Screw ... ..	1
1253e	6445	" " Set Screw ... ..	1 1/2
56050	6439	" " Shaft ... ..	2 6
56106	-	" " " Bushing (back) ... ..	2 0
52045	6445	" " " " ( " ) Packing (cotton)	1/2
447e	6445	" " " " ( " ) Set Screw ... ..	1 1/2
56107	-	" " " " (front) ... ..	2 0
52045	6445	" " " " (front) Packing (cotton)	1/2
50145e	6445	" " " " (front) Set Screw ... ..	2 1/2
56013	6438	" " " Gear with two 1253e ... ..	3 0
56108	-	" " " Case (two pieces) with 121e	1 5
121e	6448	" " " " Screw ... ..	3
1253e	6438	" " " Set Screw ... ..	1 1/2
56053	6443	<b>Slack Thread Regulator</b> ... ..	1 3
225f	6443	" " " Adjusting Screw ... ..	1 1/2
56054	6439	<b>Spool Holder Base</b> ... ..	7 1/2
389d	6448	" " " Screw ... ..	2
204296	6439	" " " Wire ... ..	5
200079c	6448	" " " " Hinge Screw ... ..	1
56055	6439	<b>Spool Holder</b> , complete, Nos. 56054, 200079c and 204296	1 0
2102	6446	<b>Tension Disc</b> ... ..	2 1/2
1560b	6446	" Regulating Thumb Nut ... ..	2
32572	6446	" Releasing Disc ... ..	2 1/2
56056	6446	" " Lever ... ..	10
12398	6446	" " " Hinge Pin ... ..	1/2
12329	6446	" " " Spring ... ..	1
56057	6446	" " Pin ... ..	1 1/2
2103	6446	" Spring ... ..	1 1/2
50196c	6446	" Stud ... ..	6
440c	6446	" " Set Screw ... ..	1 1/2

No.	Plate		Price
36555	6446	<b>Thread Cutter and Holder</b> ... ..	2½
56084	6446	" Guard (front of arm) ... ..	1½
808f	6446	" " Set Screw ... ..	1½
12400	6446	" Retainer Sleeve ... ..	2½
12401	6446	" " Spring ... ..	½
12402	6446	" " Stud ... ..	3½
460c	6446	" " " Set Screw ... ..	1
12399	---	<b>Thread Retainer, complete, Nos. 12400 to 12402</b> ... ..	7½
52339	6442	<b>Thread Take-up Crank</b> ... ..	3 4
1036c	6442	" " " Position Screw ... ..	1½
1259c	6442	" " " Set Screw ... ..	1½
52022	6442	" " Lever ... ..	1 8
52023	6442	" " " Hinge Pin ... ..	2½
52024	6442	" " " Link ... ..	1 0
56059	6442	" " " " Hinge Pin ... ..	7½
448c	6442	" " " " " Set Screw ... ..	1½
56060	6446	" " Spring ... ..	1½
56061	---	" " " Disc ... ..	1½
56062	6446	" " " " 56061 with 56063 ... ..	2½
56063	6446	" " " " Steady Pin ... ..	1
56064	6446	" " " Thread Guard ... ..	2½
56065	6441	<b>Throat Plate, large needle hole, for 56025</b> ... ..	2 0
56066	---	" " " small needle hole, for 56025 ... ..	2 0
56089	---	" " " for 56088 ... ..	2 0
56091	---	" " " small needle hole for 56090 ... ..	2 0
56092	---	" " " large needle hole for 56090 ... ..	2 0
691a	6448	" " " Screw ... ..	2
NOTE.—Nos. 56065 and 56066 are supplied with this Machine unless other Throat Plates are specified on order.			
56087	6455	<b>Drip Pan</b> ... ..	1 0

## ACCESSORIES

No.	Plate		Price
20022	6443	Machine Rest (felt) (4) ... ..	1
---	---	" " Nails (4) ... ..	---
55623	6445	Bobbin (5) ... ..	2½
36569	6457	Oiler with 36571 ... ..	2½
36570	---	" 36569, filled with oil ... ..	4
36571	6457	" Spout, 1¾" long ... ..	½
25537	---	Screw Driver (large) ... ..	2
25538	---	" " (small) ... ..	2

## ATTACHMENTS

No.	Plate		Price
36559	6451	Hemmer (adjustable) ... ..	4 2
36554	6452	Presser Foot (narrow) ... ..	1 10
36560	6451	Ruffler ... ..	3 6
36561	6450	Tucker ... ..	4 2

## PRESSER FEET

No.	Plate		Price
36549	6453	Presser Foot with two each 662d and 36550 for braiding ... ..	2 3
36550	6453	" " Braid Guide ... ..	1
662d	6453	" " " " Screw ... ..	1
36551	6453	" " for cording ... ..	3 0
36552	6453	" " " gathering ... ..	4 2

# BOBBIN WINDER

(Swinging Automatic, Left Hand)

No.	Plate		Price
41728	6454	<b>Base</b> ... ..	1 5
15072	6447	<b>Bobbin Position Pin,</b> ... .. per 100	5
41698	6454	<b>Frame with 465c</b> ... ..	1 0
34105	6454	" Hinge Pin ... ..	2½
465c	6448	" " " Set Screw ... ..	1
41699	6454	" Spring ... ..	2½
41700	6454	<b>Pulley with 447c</b> ... ..	7½
447c	6445	" Set Screw ... ..	1½
41701	6454	<b>Spindle with 15072 for bobbin</b> ... ..	7½
41702	6454	" for Cloth... ..	5
41703		" 41701 with 41702 ... ..	1 0
41729		<b>Stop Latch</b> ... ..	5
34105	6454	" " Hinge Pin ... ..	2½
2269	6447	" " Pin ... ..	½
41730		" " Tripping Arm with 171d ... ..	5
171d	6448	" " " Clamping Screw ... ..	1½
41731	6454	<b>Bobbin Winder for 41732, Nos. 2269, 41698 to 41700, 41703, 41728 to 41730 and two 34105</b> ... ..	5 7
41707	6454	<b>Tension Bracket</b> ... ..	5
41708	6454	<b>Tension Bracket, complete, Nos. 8422, 10107, 41707, 41709 and two 10106...</b> ... ..	10
219f	6448	<b>Tension Bracket Screw</b> ... ..	1
10106	6447	" Disc ... ..	1½
10107	6447	" Spring ... ..	½
41709	6447	" Stud ... ..	1½
8422	6447	" Thread Guide ... ..	½
41732		<b>Bobbin Winder (swinging automatic, left hand), complete, Nos. 41708 and 41731</b> ... ..	6 5
135d	6448	<b>Bobbin Winder Screw</b> ... ..	2½
20437	6447	" " " Washer ... ..	1½

# KNEE LIFTER PARTS

No.	Plate		Price
5596	6457	<b>Bell Crank</b> ... ..	2½
56072	6457	" " Bracket ... ..	4
178c	6448	" " " Screw ... ..	1½
5601	6447	" " Hinge Pin ... ..	½
56073	6443	" " Spring ... ..	1
56074	6457	<b>Bell Crank, complete, Nos. 5596, 5601, 56072 and 56073</b> ... ..	10
56075	6439	<b>Lifting Lever</b> ... ..	10
52028	6439	" " Connecting Rod ... ..	5
12416	6443	" " " " Joint ... ..	4
76d	6448	" " " " Hinge Screw ... ..	3
1521c	6448	" " " " Lock Nut ... ..	1½
802d	6448	" " Hinge Screw ... ..	5
56076	6443	" " Link ... ..	5
56077	6443	" " " Rivet, ... .. per 100	5
56071	6443	<b>Presser Bar Lifting and Releasing Lever Bracket with 56076 and 56077</b> ... ..	2 6
2763	6455	<b>Rock Shaft</b> ... ..	5
56078	6455	" " Hanger with two Wood Screws, 1" No. 10 ... ..	4
56079	6455	" " Knee Arm with 356c ... ..	2 6
356c	6448	" " " Set Screw ... ..	3
56080	6455	" " Lifting Arm with 356c ... ..	7½
356c	6448	" " " Set Screw ... ..	3
56081	6455	<b>Rock Shaft, complete, Nos. 2763, 56079, 56080 and two 56078</b> ... ..	2 11
56082		<b>Knee Lifter, complete, Nos. 76d, 802d, 1521c, 12416, 52028, 56071, 56074, 56075, 56081 and two 178c</b> ... ..	6 5

## STAND

The Stand for this machine is No. 83042 and details of same can be found in Form K1312 (T.M.S. List)

## TABLE

83380 | D.L. 1-Dr. Table, complete, 44" x 16½" x 1½"

## COVER

83305 | Round Top Cover, 18 $\frac{1}{8}$ " x 8 $\frac{1}{2}$ " x 11"

## OBSOLETE PARTS

No.	Plate		Price.
56004	6437	Arm Shaft (horizontal) ... ..	8 4
56008	6438	" " ( " ) Gear with two 1036c ...	5 7
56009	6437	" " ( " ) " Case (two pieces) with two 647c	3 0
56011	6438	" " (upright) Bushing (lower) ... ..	1 5
56012	6438	" " ( " ) " (upper) ... ..	2 0
56014	6438	" " ( " ) Gear ( " ) with two 1253c...	3 0
56022	6458	Face Plate with 2108 ... ..	2 6
2108	6447	" " Thread Guard ... ..	$\frac{1}{2}$
56026	6439	Feed Fork Connection ... ..	3 0
56030	6439	Feed Lifting Rock Shaft Crank Connecting Rod with 56031 and two 171e ... ..	2 8
56031	—	Feed Lifting Rock Shaft Crank Connecting Rod Cap ... ..	—
56051	6445	Rotating Hook Shaft Bushing (back) ... ..	2 0
52039	6445	" " " " (front) cast iron ... ..	2 0
56052	6437	" " " Gear Case (two pieces) with 121e	1 5
56058	6447	Thread Guard (front of arm) ... ..	$\frac{1}{2}$

## NUMERICAL LIST OF PARTS

No.	Plate		Price
76d	6448	Lifting Lever Connecting Rod Joint Hinge Screw for 56082 ... ..	3
118e	6448	Arm Screw ... ..	4
121e	6448	Rotating Hook Shaft Gear Case Screw for 56052 ... ..	3
135d	6448	Bobbin Winder Screw for 41732 ... ..	2 $\frac{1}{2}$
157e	6438	Feed Lifting Rock Shaft Crank Clamping Screw for 56029 ... ..	2
157e	6438	Feed Rock Shaft Crank Clamping Screw for 29633 ... ..	2
171d	6448	Bobbin Winder Stop Latch Tripping Arm Clamping Screw for 41730... ..	1 $\frac{1}{2}$
171e	6448	Feed Lifting Rock Shaft Crank Con- necting Rod Cap Screw for 56030	1 $\frac{1}{2}$
178c	6448	Bell Crank Bracket Screw for 56082	1 $\frac{1}{2}$
190b	6448	Face Plate Screw ... ..	1 $\frac{1}{2}$
207e	6442	Needle Bar Connecting Stud Clamp- ing Screw for 24041 ... ..	1
219f	6448	Bobbin Winder Tension Bracket Screw for 41708 ... ..	1
225f	6443	Slack Thread Regulator Adjusting Screw ... ..	1 $\frac{1}{2}$
226d	6447	Face Plate Thread Guard Screw for 56085 ... ..	1
229d	6442	Needle Bar Thread Guard Screw ... ..	1
248a	6448	Clamp Stop Motion Clamp Stop Screw for 56021 ... ..	1
256b	6436	Clamp Stop Motion Clamp Screw for 56021 ... ..	1 3
313c	6448	Feed Bar Screw Centre ... ..	2
356c	6448	Rock Shaft Knee Arm Set Screw for 56079 ... ..	3
356c	6448	Rock Shaft Lifting Arm Set Screw for 56080 ... ..	3
375c	6440	Feed Connecting Link Hinge Screw	6
375c	6440	Feed Forked Connection Hinge Screw	6
375c	6440	Feed Lifting Rock Shaft Crank Con- necting Rod Hinge Screw ... ..	6
389d	6448	Spool Holder Base Screw ... ..	2
435c	6448	Arm Shaft (horizontal) Flanged Bushing (front) Set Screw ... ..	2
440c	6446	Tension Stud Set Screw ... ..	1 $\frac{1}{2}$
446c	6448	Arm Shaft (horizontal) Bushing (back) Set Screw ... ..	1 $\frac{1}{2}$
447c	6445	Bobbin Winder Pulley Set Screw for 41700 ... ..	1 $\frac{1}{2}$
447c	6445	Rotating Hook Shaft Bushing (back) Set Screw ... ..	1 $\frac{1}{2}$