

SINGER
150W104

LIST OF PARTS



MACHINE No. 150w104

THE SINGER MANUFACTURING COMPANY

Copyright, U. S. A., 1922, 1925, 1935,
1936 and 1938
by The Singer Manufacturing Co.
All Rights Reserved for all Countries

INDEX

	Page
Accessories	11
Robbin Winder	11
Feed Dogs	12
Hemmer Feet	13
Knee Lifter	12
Machine No.150w104	5
Miscellaneous Parts	15
Numerical List of Parts	17
Presser Feet	13
Thread Unwinder	15
Throat Plates	13

INSTRUCTIONS FOR ORDERING

In ordering from this list, use ONLY the PART number in the FIRST column.

The number stamped on a Sewing Machine Part is the number of the Single Part only, except when the part includes Set Screws, Clamping Screws, Studs and Rollers Spun on, Small Wires riveted, or Parts soldered together, etc., which it is necessary to furnish in combination.

Every combination of parts sent out has its specific number which, although not stamped on Parts (except in above case), must be used when ordering the combination.

Each number always indicates the SAME PART in whatever list it appears, or for whatever Machine.

The letters after some of the numbers indicate the style of finish only, as follows:

- A. Hardened, Polished, Nickel Plated and Buffed.
- B. Polished, Nickel Plated and Buffed.
- C. Hardened only.
- D. Polished only.
- E. Soft, not polished.
- F. Hardened and Polished.
- H. Blued.
- J. Nickel Plated only.
- R. Merlized.
- X. Black Oxide.
- XC. Hardened and Black Oxide.
- Y. Blade Nickel only.

These letters MUST BE USED when they appear in the list and AFTER the number, as in the list.

In this series


200001 to 201500 and 350001 to 351500 are Screw Numbers.
 201501 to 201800 and 351501 to 351800 are Nut Numbers.
 201801 to 202000 and 351801 to 352000 are Roller Numbers.
 202001 to 350000 are Numbers of Machine Parts.

The figures in the second column refer only to the plate in which the illustration of the part is shown and are NOT TO BE USED in ordering.

Two or more numbers over a cut indicate that the difference between such parts is not visible in an illustration.

Parts marked with an asterisk (*) are furnished only when repairs are made at the factory.

LIST OF PARTS COMPLETE FOR



MACHINE No. 150w104

HIGH SPEED. LOCK STITCH.
BALL BEARING.

For Tailoring, Overalls, Canvas, Tennis Shoes, Knit Goods, etc. Maximum Stitch Five to the inch.

No.	Plate	Name
*263151	-----	Arm with 203135 and 263003
244070	15941	" Cap with two 244071
244071	-----	" " Oil Wick
200278H	15326	" " Screw
202248	15326	" " " Washer
263003	15931	" Oil Cup
204235	15326	" Position Pin (2)
200010E	15326	" Screw (3)
202005	15326	" " Washer (3)
263152	15917	" Shaft with 200357E and 224392
263005	15941	" " Ball Bearing
*263006	-----	" " " " Collar with 200352C and 201007C
263007	15941	Arm Shaft Ball Bearing Collar 263006 with 263005
200352C	15931	Arm Shaft Ball Bearing Collar Position Screw
201007C	15931	Arm Shaft Ball Bearing Collar Set Screw

PARTS FOR MACHINE No. 150w104

No.	Plate	Name
263008	15941	Arm Shaft Ball Bearing Retainer
200098E	15931	" " " " " Screw (3)
263096	15941	" " Bushing (front) with 223847
223847	-----	" " " " Oil Packing (wick)
200502B	15326	" " " " " " Thumb Screw
204329	-----	Arm Shaft Bushing (front) Oil Pad
200338C	16501	" " " " Set Screw
263105	15917	" " Connection Belt
263009	15941	" " " " Pulley with 200327C, 200602E and two 202253
263160	-----	Arm Shaft Connection Belt Pulley 263009 with 263094, 263095, 263161, 263162, two each 201531E and 350351C
200602E	15326	Arm Shaft Connection Belt Pulley Position Screw
200327C	15326	Arm Shaft Connection Belt Pulley Set Screw
202253	15326	Arm Shaft Connection Belt Pulley Spring Flange
224392	-----	Arm Shaft Oil Packing (wick)
200357E	15326	" " " " Stop Screw
263011	15942	Balance Wheel (disc) (belt groove 2-1/8 in.diam.) with 200328C and 200335C
144D	15931	Balance Wheel Adjusting Screw
200328C	15326	" " Position Screw
200335C	15326	" " Set Screw
*263153	-----	Bed
263149	15943	" Plate (back)
263197	15941	" " " Gasket (paper)
200577XC	15931	" " " Screw (2)
263158	15941	" Slide (front)
263099	16501	Bobbin
210846	16501	" Case Base
241402	16501	" " Cap with 200592C, 201016F and 263110
241403	-----	Bobbin Case Cap complete, Nos. 200964C, 210736, 210914 and 241402
210913	16501	Bobbin Case Latch
210914	-----	" " " 210913 with 210734 and 210735
210735	16501	Bobbin Case Latch Fulcrum Pin
210734	16501	" " " Lever
210736	16501	" " " Spring
200964C	16501	" " " Stop Screw
263145	16501	" " Stop
200136D	16501	" " " Screw
263110	16501	" " Tension Spring
201016F	16501	" " " Regulating Screw
200592C	15931	" " " " Screw

PARTS FOR MACHINE No. 150w104

No.	Plate	Name
241404	-----	Bobbin Case complete, Nos. 210846 and 241403
263091	15917	Face Plate
202135	15931	" " Position Pin
200462B	15931	" " Thumb Screw
202275	15941	Feed Bar
200641C	15904	" " Hinge Screw (driving)
201522E	15904	" " " " Nut
202276	15904	" " Slide Block
202298	15904	" " " " Crank with 200038C
203124	-----	" " " " " 202298 with 200205F, 201518E and 202276
200038C	15904	Feed Bar Slide Block Crank Pinch Screw
200205F	15904	" " " " Hinge Screw
201518E	15904	" " " " " " Nut
263167	15940	" Dog
200106E	15904	" " Screw
202297	15942	" Driving Connection with 200054E and 202277
202298	15904	Feed Driving Connection Crank with 200038C
200038C	15904	Feed Driving Connection Crank Pinch Screw
200545C	15904	" " " Hinge Screw
201518E	15904	" " " " " Nut
202277	-----	" " " Oil Packing (wick)
200054E	15904	" " " Pinch Screw
263161	15941	" " Eccentric (indexed)
263162	15941	" " " Adjusting Disc
263094	15904	" " " " " Locking Stud
263095	15904	Feed Driving Eccentric Adjusting Disc Locking Stud Spring
350351C	15904	Feed Driving Eccentric Screw
201531E	15904	" " " " Nut
202304	15917	" " Rock Shaft
203122	-----	" " " " 202304 with 200641C, 201522E and 202275
202305	15904	Feed Driving Rock Shaft Center (2)
200043C	15904	" " " " " Set Screw (2)
202306	15942	" Lifting Connection with 200054E and 202277
202307	15904	Feed Lifting Connection Eccentric with 200382C and 200437C
200437C	15904	Feed Lifting Connection Eccentric Position Screw
200382C	15904	Feed Lifting Connection Eccentric Set Screw
200545C	15904	Feed Lifting Connection Hinge Screw
201518E	15904	" " " " " Nut
202277	-----	" " " Oil Packing (wick)

No.	Plate	Name
200054E	15904	Feed Lifting Connection Pinch Screw
202654	15917	" " Rock Shaft
202305	15904	" " " " Center (2)
200043C	15904	" " " " Set Screw (2)
213161	15904	" Regulating Lever with 213657
200665C	15904	" " " Hinge Screw
206452	15904	" " " Spring
213657	15904	" " " " Pin
263183	-----	Hook with 263134 and two 462C
263184	15931	" 263183 with 200145C, 200614C, 263034, 263122 and two 200596F
263185	-----	Hook and Bobbin Case complete, Nos. 241404 and 263184
263122	15931	Hook Gib
200614C	15931	" " Hinge Screw
200596F	15931	" " Screw
263134	-----	" Oiling Felt
462C	15931	" Set Screw
263165	15917	" Shaft with 263139
263029	15941	" " Ball Bearing
*263030	-----	" " " " Collar with two 200383C
263031	15941	" " " " 263030 with 263029
200383C	15931	Hook Shaft Ball Bearing Collar Set Screw
263032	15942	" " " " Retainer
200099E	15931	" " " " Screw (3)
263191	15942	" " Bushing (front) with 202423
202423	-----	" " " " Oil Packing (wick)
200346C	15931	" " " " Set Screw
263033	15942	" " Connection Belt Pulley with 202324 and two 201018C
201018C	15907	Hook Shaft Connection Belt Pulley Set Screw
202324	15931	Hook Shaft Connection Belt Pulley Spring Flange
222583	-----	Hook Shaft Oil Packing (wick) (back)
202260	-----	" " " " " (front)
263139	-----	" " " Wick
263034	15931	" Washer Needle Guard
200145C	15931	" " " " Screw
237837	15943	Knee Lifter Connection Lever
244037	-----	" " " " 237837 with 202447, 244036 and two 200262H
200262H	15931	Knee Lifter Connection Lever Hinge Screw
202447	15943	" " " " Lifting Rod with 202302
202302	15931	Knee Lifter Connection Lever Lifting Rod Cotter Pin
244036	15943	Knee Lifter Lifting Lever
200262H	15931	" " " " Hinge Screw

No.	Plate	Name
263196	15943	Needle Bar with 200141F
263156	15940	" " Bushing (lower)
263193	15931	" " " (upper)
200352C	15931	" " " Set Screw (2)
263163	15940	" " Connecting Link
263036	15942	" " " " Oil Guard
200161D	10247	" " " " " Screw
263037	15943	" " " " Oiling Felt
200161D	10247	" " " " " " Screw
202333	15940	" " " " Stud with 202254
202254	-----	" " " " " Oil Packing (wick)
200374C	15931	Needle Bar Connecting Link Stud Set Screw
200383C	15931	" " " " " " " "
*206891	-----	" " " Stud
202329	15940	" " " " 206891 with 200086C and 202330
202330	-----	Needle Bar Connecting Stud Oil Packing (wick)
200086C	15931	Needle Bar Connecting Stud Pinch Screw
202551	15943	" " Crank with 200335C, 200374C, 200383C, 200428C and 202333
263164	-----	Needle Bar Crank 202551 with 202329, 202398 to 202400 and 263163
203172	15940	Needle Bar Crank Friction Washer
200428C	15940	" " " Position Screw
200335C	15326	" " " Set Screw
200141F	15940	" Set Screw
244033	-----	Presser Bar (hollow)
202335	15942	" " 244033 with 200074F
263039	15942	" " Bushing
200352C	15931	" " " Set Screw
202554	15940	" " Lifter
200653C	15940	" " " Hinge Screw
244004	15936	" " Lifting Releasing Lever Bracket
200260D	15940	Presser Bar Lifting Releasing Lever Bracket Guide Screw
206608	15940	Presser Bar Lifting Releasing Lever Bracket Spring
263194	15936	Presser Bar Position Guide with 200048D
200048D	15936	" " " " Pinch Screw
263098	15936	" " Spring
202346	15936	" " " Stop Rod
200429B	15936	" " Thumb Screw (pressure regu- lating)
200475B	15936	Presser Bar Thumb Screw Thumb Set Screw
202355	15936	" " " " " " " "
		Packing (brass)
202090	15936	Presser Foot Hinge Pin

No.	Plate	Name
263169	-----	Presser Foot Plate
202924	-----	" " Shank
263170	15940	Presser Foot (hinged) complete, Nos. 202090, 202924 and 263169
200074F	15936	Presser Foot Screw
263195	15936	Take-up (auxiliary) with 200137H
200137H	15940	" " Set Screw
202398	10247	" Lever
202399	10247	" " Driving Stud with 202277
202277	-----	" " " " Oil Packing (wick)
202400	10247	" " Hinge Stud with 202423
202423	-----	" " " " Oil Packing (wick)
200383C	15931	" " " " Set Screw
263040	-----	" " Oiling Felt
200132E	10247	" " " " Screw (2)
263041	15936	" " " Wick with 263097
263097	-----	" " " " Wire
244048	10247	Tension Disc (back)
244049	10247	" " (front)
202404	10247	" Release Plunger
202405	10247	" " Washer
202407	10247	" Spring
263106	15936	" " Washer
200625F	10247	" Stud with 204925
200061C	15907	" " Set Screw
204925	15907	" " Washer
201572B	10247	" Thumb Nut
263107	-----	Tension complete, Nos. 200625F, 201572B, 202405, 202407, 202410, 244048, 244049 and 263106
202410	15907	Thread Controller Spring
202411	15907	" " " Stop
200132E	10247	" " " " Screw
202412	15907	" Guide
202414	15907	" "
202415	15907	" "
202417	15907	" "
263118	15936	" " (on needle bar bushing)
200582H	15907	" " Screw
200355H	15907	" " Set Screw
200397C	15907	" " " "
240034	15937	" Retainer
200368H	15907	" " Set Screw
263171	15940	Throat Plate, 40 needle hole, for needle sizes 23 and 24, with 263145 and two 200136D
200577XC	15931	Throat Plate Screw (2)

ACCESSORIES

No.	Plate	Name
200157B	15907	Attachment Screw
263099	16501	Bobbin (5)
*225482	-----	" Case Screw Driver Blade
*225483	-----	" " " " Handle
225497	14334	Bobbin Case Screw Driver complete, Nos. 225482 and 225483
231337	15907	Cloth Guide
200459D	15907	" " Thumb Screw
135 x 5	-----	Needles, three each, sizes 14 and 16
228213	-----	Drip Pan (long) with four 1 in. wire nails
12361	14334	Machine Hinge Connection (2)
41400	14334	" Rest Pin (wood)
120342	14334	Oiler (copper plated) with 120343
120343	14334	" Spout (3-1/2 in. long)
*225484	-----	Screw Driver Blade
*225485	-----	" " Handle
225498	14334	Screw Driver complete (7-1/4 in. long), Nos. 225484 and 225485
225554	14334	Wrench (steel)

BOBBIN WINDER

(SWINGING AUTOMATIC, RIGHT HAND)

225453	10886	Frame with 202277 and 225438
225454	10886	" Hinge Pin
202277	-----	" Oil Packing (wick)
225438	10886	" " Well Cap
225455	10886	" Spring
225456	10886	" " Plunger
202473	10885	Pulley with 200380C
200380C	10886	" Set Screw
225381	10886	Spindle
225444	10886	Stop Latch
200056E	10886	" " Screw
225458	10886	" " Thumb Lever
225459	10886	" " " " Hinge Stud
225459	10886	" " " " Joint Stud
202478	10886	" " Trip Lever
200299H	10886	" " " " Hinge Screw
225461	10886	Tension Bracket with 201499B
200082D	10886	" " Screw
228026	10886	" " " Washer
2102	10886	" Disc

ACCESSORIES

No.	Plate	Name
202407	10886	Tension Spring
201499B	10886	" Stud
201572B	10886	" " Thumb Nut
225462	-----	Bobbin Winder Tension Bracket complete, Nos.201572B,202407,225461 and two 2102
225433	10885	Bobbin Winder and Tension Bracket Base
225382	10885	Universal Bobbin Winder complete, Nos. 200056E,200082D,200299H,202473,202478 225381,225433,225444,225453 to 225456, 225458,225462,228026,two each 225459 and wood screws 3/4 in.,No.12,R.H.B.

KNEE LIFTER

228294	15911	Rock Lever with two 356C
228295	15911	" " Bracket with 356C and four wood screws 7/8 in.,No.12
228299	-----	Rock Lever Bracket 228295 with 228294 and 228297
228296	15911	Rock Lever Extension with 200529C
356C	15911	" " " Set Screw
228297	15911	" " Hinge Pin
356C	15911	" " " Set Screw
228284	15911	" " Knee Plate with 356C
202455	15911	" " " Arm
356C	15911	" " " Set Screw
356C	15911	" " " Set Screw
227728	15911	" " Rod with 227729
*227729	-----	" " Cap
200529C	15911	" " " Set Screw
228298	15911	Knee Lifter complete,Nos.202455,227728, 228284,228296 and 228299

(Other Knee Lifter Parts are listed with parts
of machine head)

FEED DOGS

202279	15908	Feed Dog,for 263060
202280	15908	" " " 263065
202281	15930	" " " 263068
202282	15908	" " " 203122 and 263056 to 263059
202283	15908	" " " 263064
202287	15930	" " " 263067
202288	15908	" " " 263063
202294	15908	" " " 263062
202970	15908	" " " 263061

FEED DOGS

No.	Plate	Name
207051	15908	Feed Dog,for 263064
207052	15908	" " " 263064
207075	15908	" " " 263066
263125	15930	" " " 263069
263167	15940	" " " 263171

HEMMER FEET

263111	15930	Hemmer Foot,for 3/32 in.hem
263112	15930	" " " 1/8 in.hem
263113	15937	" " " 5/32 in.hem
263114	15930	" " " 3/16 in.hem
263115	15930	" " " 1/4 in.hem

PRESSER FEET

202090	15936	Presser Foot Hinge Pin
203009	-----	" " Plate
263126	-----	" " "
263129	-----	" " "
263169	-----	" " "
202924	-----	" " Shank
202996	-----	" " "
263128	-----	" " "
226080	15940	" " Spring
229864	15936	Presser Foot (hinged) complete Nos. 202090,202924 and 203009
263127	15930	Presser Foot (hinged) complete,Nos. 202090,263126 and 263128
263130	15930	Presser Foot (hinged) complete,Nos. 202090,202996,226080 and 263129
263170	15940	Presser Foot (hinged) complete,Nos. 202090,202924 and 263169

THROAT PLATES

263145	16501	Bobbin Case Stop
200136D	16501	" " " Screw
263057	15937	Throat Plate,60 needle hole,for needle sizes 8 and 9,with 263145 and two 200136D,for 202282

No.	Plate	Name
263058	15937	Throat Plate,56 needle hole,for needle sizes 10 and 11,with 263145 and two 200136D,for 202282
263056	15937	Throat Plate,50 needle hole,for needle sizes 14 and 15,with 263145 and two 200136D,for 202282
263059	15937	Throat Plate,46 needle hole,for needle sizes 16 and 18,with 263145 and two 200136D,for 202282
263060	15937	Throat Plate,50 needle hole,for needle sizes 14 and 15,with 263145 and two 200136D,for 202279
263061	15938	Throat Plate,53 needle hole,for needle sizes 12 and 13,with 263145 and two 200136D,for 202970
263062	15938	Throat Plate,53 needle hole,for needle sizes 12 and 13,with 263145 and two 200136D,for 202294
263063	15938	Throat Plate,46 elongated needle hole, for needle sizes 20 and 22,with 263145 and two 200136D,for 202288
263064	15938	Throat Plate,50 needle hole,for needle sizes 14 and 15,with 263145 and two 200136D,for 202283,207051 and 207052
263065	15939	Throat Plate,50 needle hole,for needle sizes 14 and 15,grooved,for thread back of needle,with 263145 and two 200136D,for 202280
263066	15939	Throat Plate,50 needle hole,for needle sizes 14 and 15,with 263145 and two 200136D,for 207075
263067	15939	Throat Plate,50 needle hole,for needle sizes 14 and 15,with 263145 and two 200136D,for 202287
263068	15939	Throat Plate,53 needle hole,for needle sizes 12 and 13,with 263145 and two 200136D,for 202281
263069	15939	Throat Plate,60 needle hole,for needle sizes 8 and 9,with 263145 and two 200136D,for 263125,for Rayon
263171	15940	Throat Plate,40 needle hole,for needle sizes 23 and 24,with 263145 and two 200136D,for 263167

THREAD UNWINDER

No.	Plate	Name
225257	14363	Spool Rest (for two spools) (flat) with 201018C
150203	-----	Spool Rest Cushion (felt)
225388	14363	" " Rod
200383C	15931	" " " Set Screw
201018C	15907	" " " Set Screw
202490	14363	" Stand with 200383C
225391	14363	Thread Guide
201696J	15907	" " Lock Nut
225326	15907	" " Position Cup
225324	14363	" " Rod with 208E and 225322
208E	15907	" " " Screw
225322	15907	" " " Washer
225258	14363	Thread Unwinder (for two spools) complete Nos.201696J,202490,225257,225324, 225326,225388,two each 150203,225391 and three wood screws 7/8 in.,No.12

MISCELLANEOUS PARTS

USED IN CONJUNCTION WITH THREAD UNWINDER

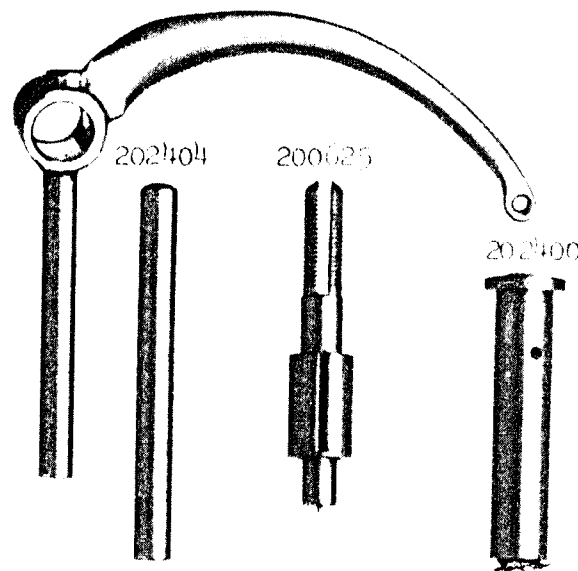
60913	14363	Spool Weight with 60914
60914	-----	" " Center Pin
225377	14363	" Wire (for small spools)
27739	14363	Thread Cone (wood)

Genuine Singer Needles should be used
in Singer Machines.
These Needles and their Containers
are marked with the
Company's Trade Mark "SIMANCO." 1

Needles in Containers marked
"For Singer Machines"
are not Singer made needles. 2

PLATE 10247 - FULL SIZE

202398




Genuine Singer Needles should be used
in Singer Machines.
These Needles and their Containers
are marked with the
Company's Trade Mark "SIMANCO." 1

Needles in Containers marked
"For Singer Machines"
are not Singer made needles. 2


202399




202401




202405



244048



244049



202407



200081



200151



200132



201572



PLATE 10885—ONE-FOURTH SIZE

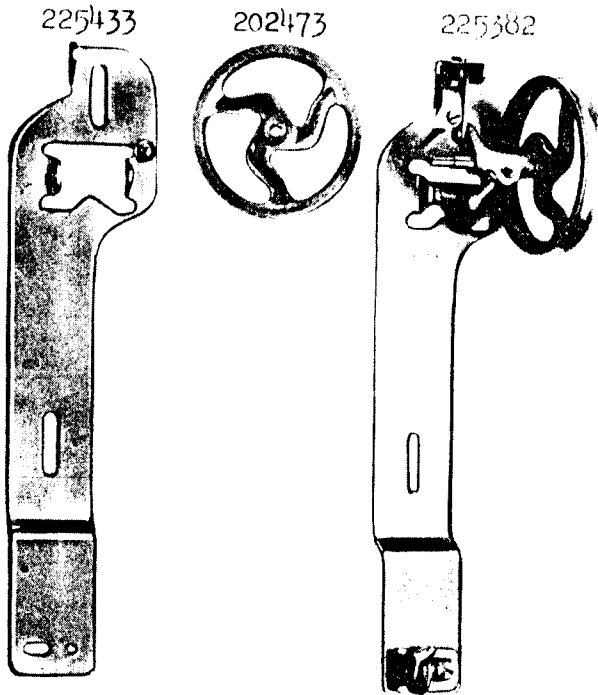


PLATE 10886 - FULL SIZE

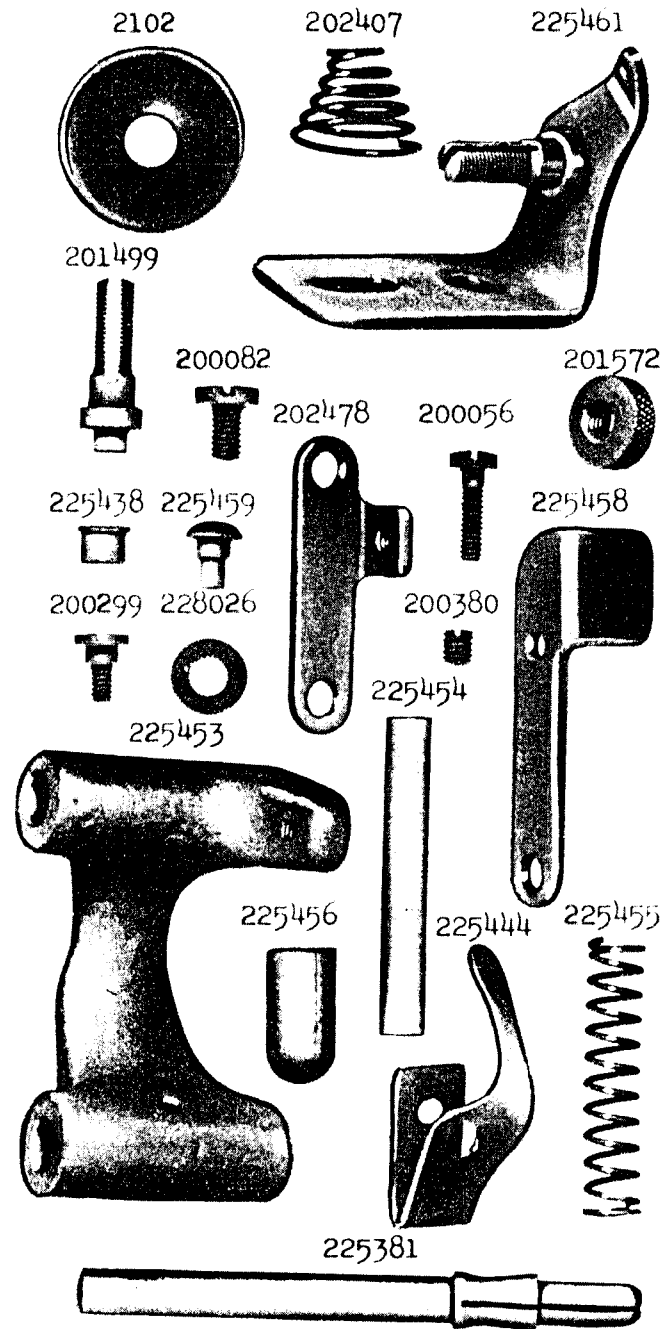


PLATE 14334—ONE-HALF SIZE

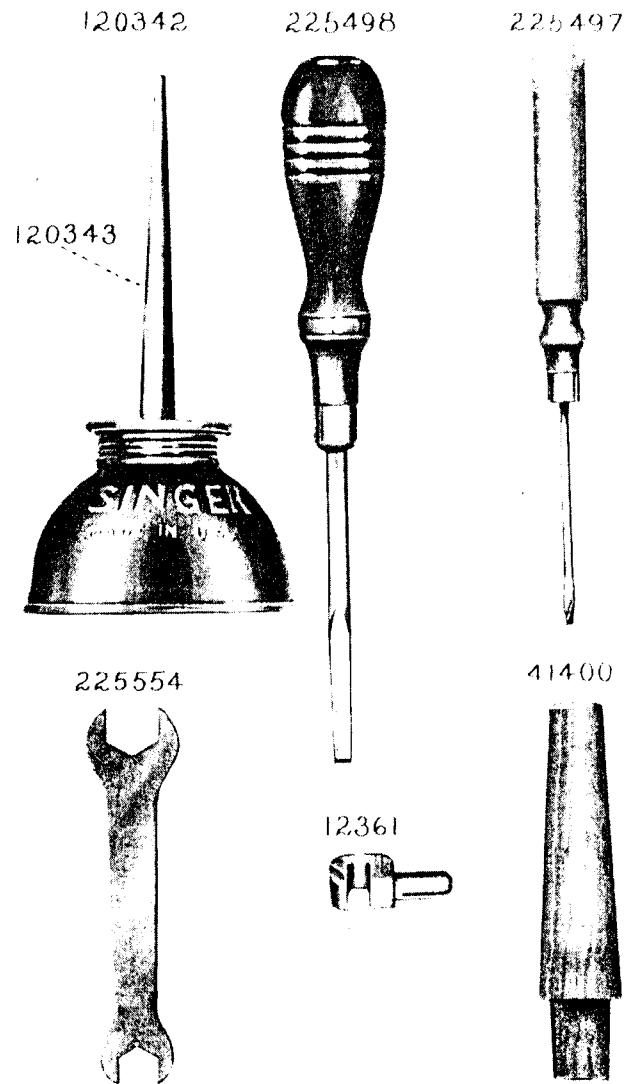


PLATE 14363—ONE-SIXTH SIZE

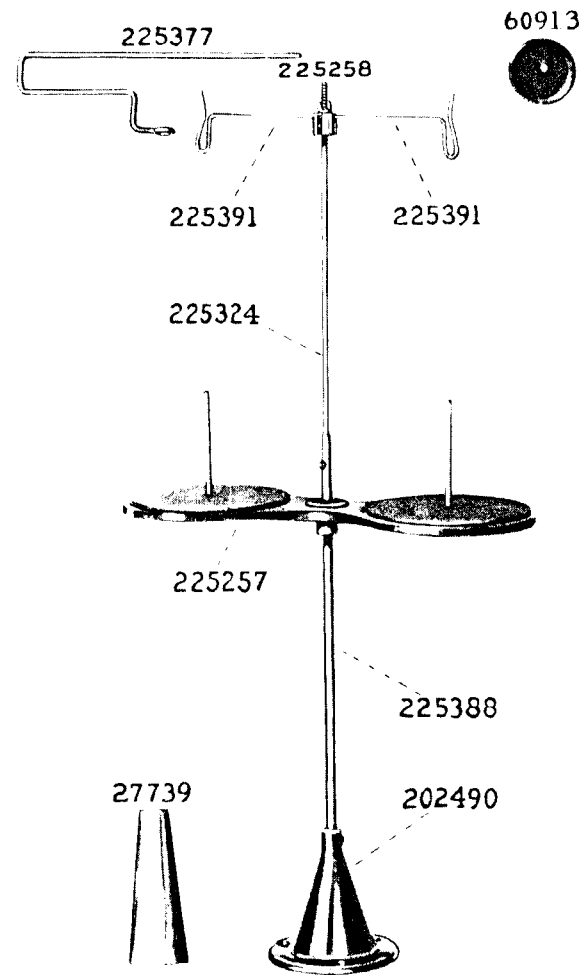
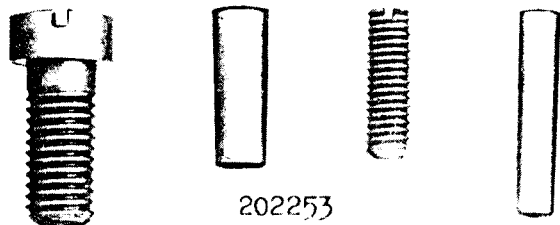
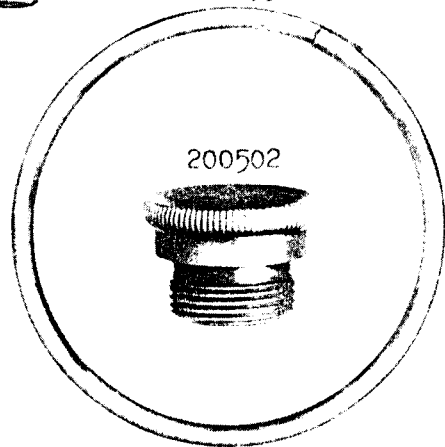


PLATE 15326 - FULL SIZE

200010 204235 200327 10554

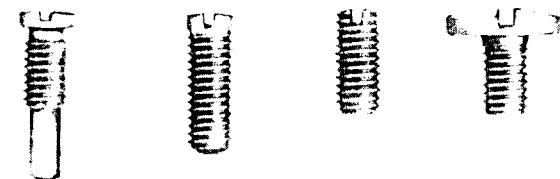


202253



200502

200602 200328 200335 200062



200570 200278 350332 200378



200357 202005 202248

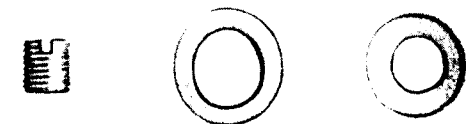
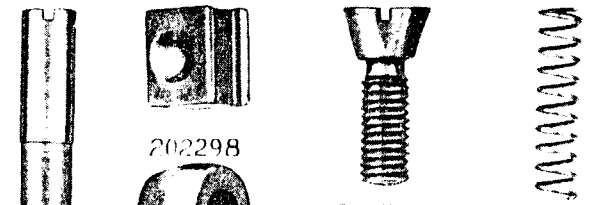
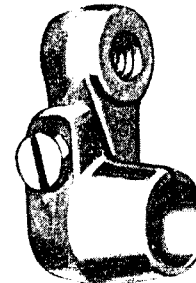


PLATE 15904 - FULL SIZE

200641 202276 200545 206452



202298



201518



201522



201531



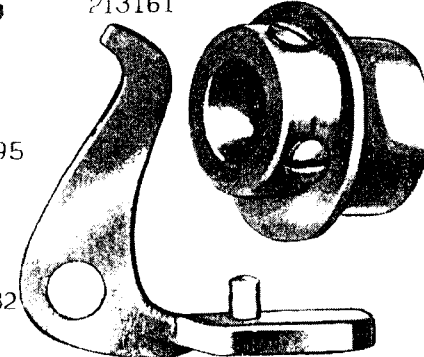
200437




200054



213161



202307



200038



263095



200205



200382



202305



200106



213657



200043



351845



263023



350351



263094



200665



PLATE 15907 - FULL SIZE

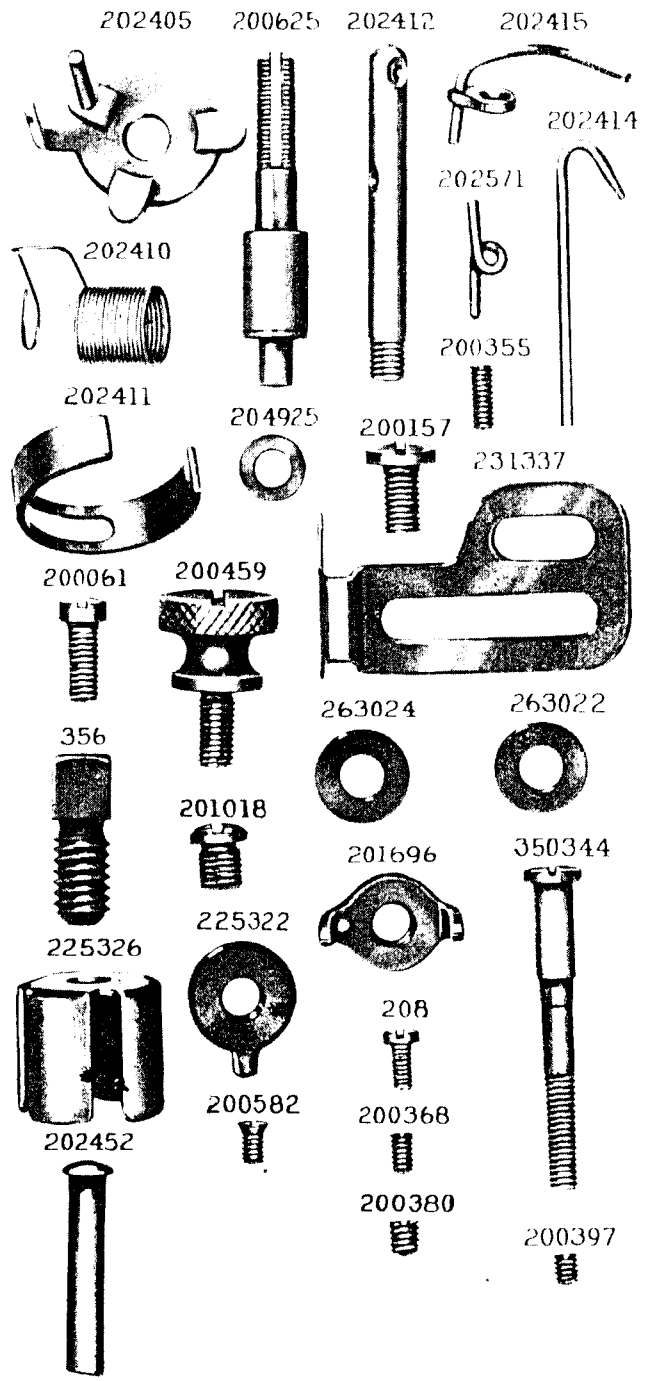


PLATE 15908 - FULL SIZE

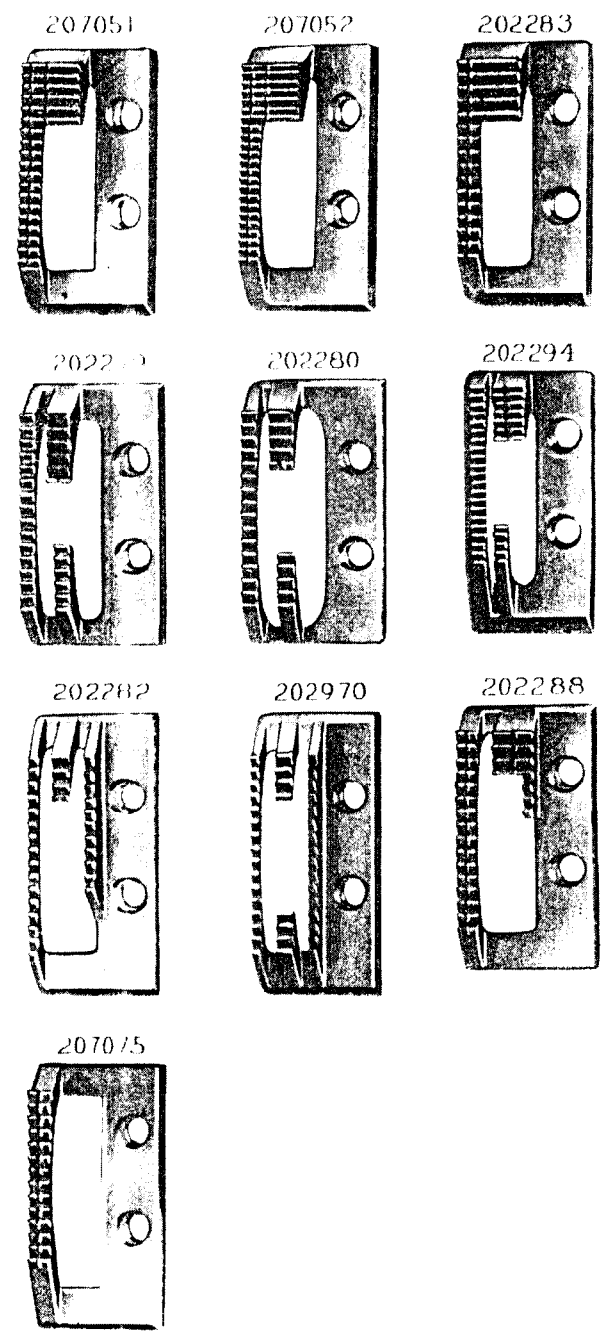


PLATE 15911-ONE-FOURTH SIZE

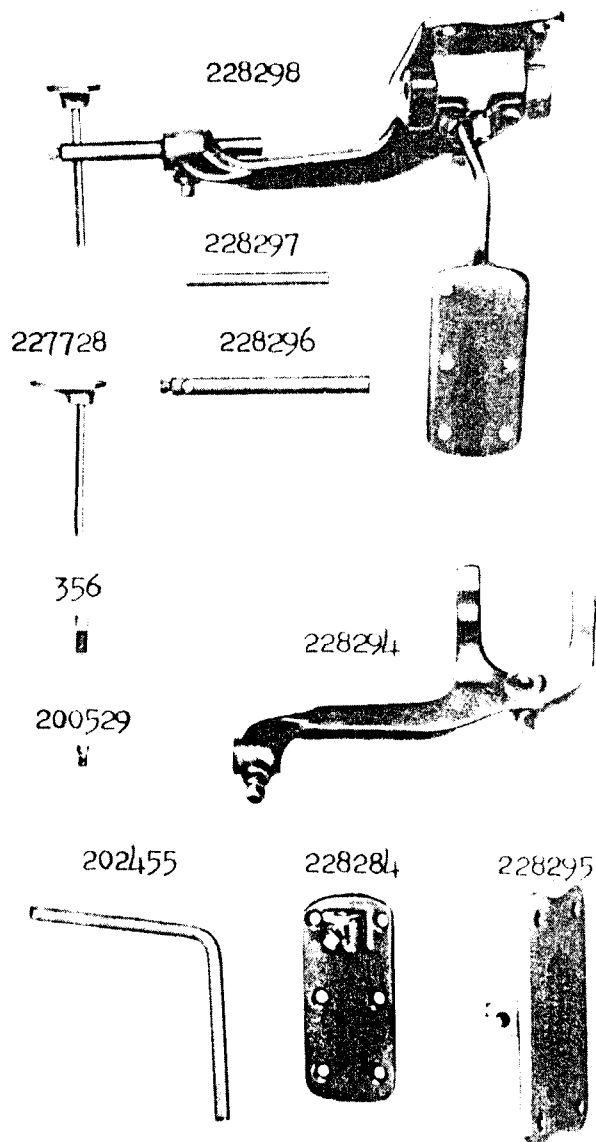


PLATE 15917-ONE-FOURTH SIZE




PLATE 15930 FULL SIZE

263111



263112




263113



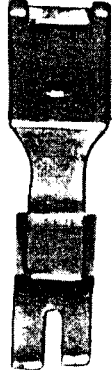
263114



263127



263130



202261



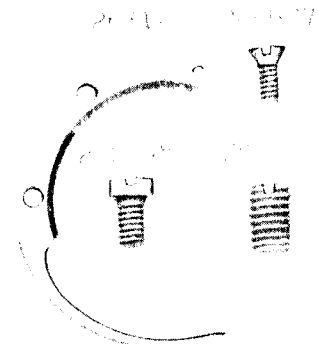

202262



263125 ✓



PLATE 15931 - FULL SIZE



204577



204577




204577



204577



202524



203195



200005



200007



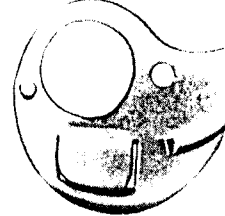
200008



200009



200004



200005



200006



200007



200008



200009



200010



200011



PLATE 15936 - FULL SIZE

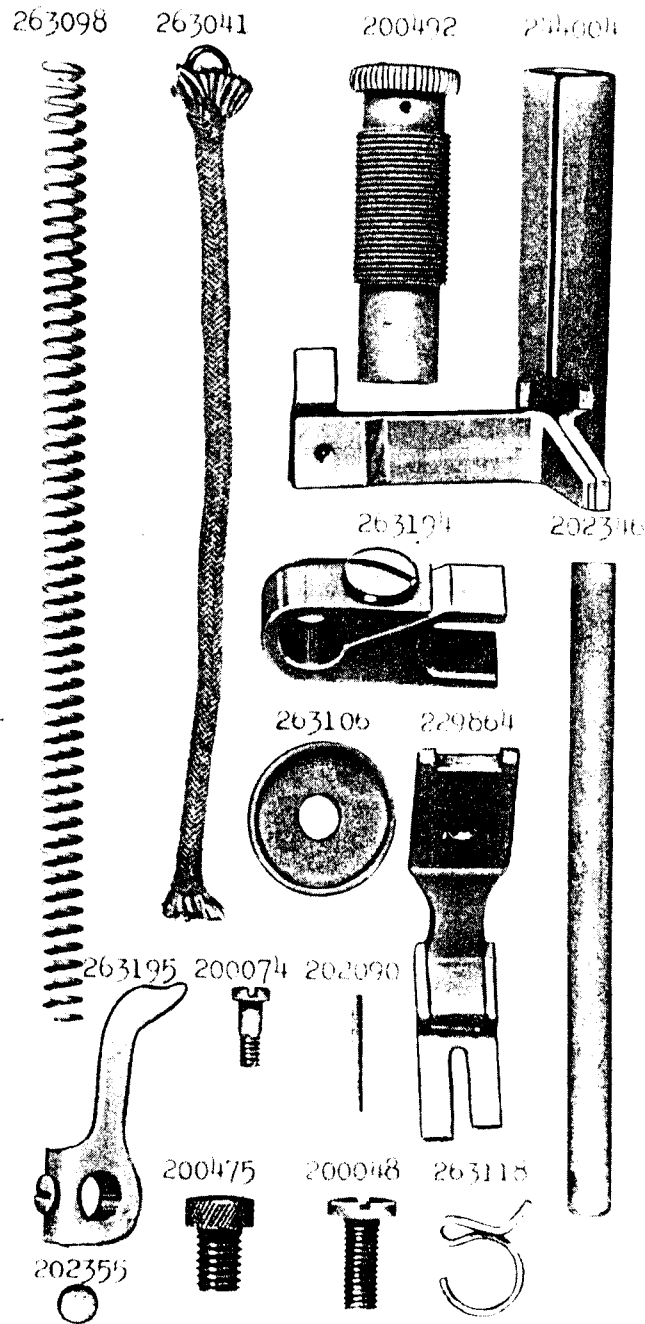


PLATE 15937 - FULL SIZE

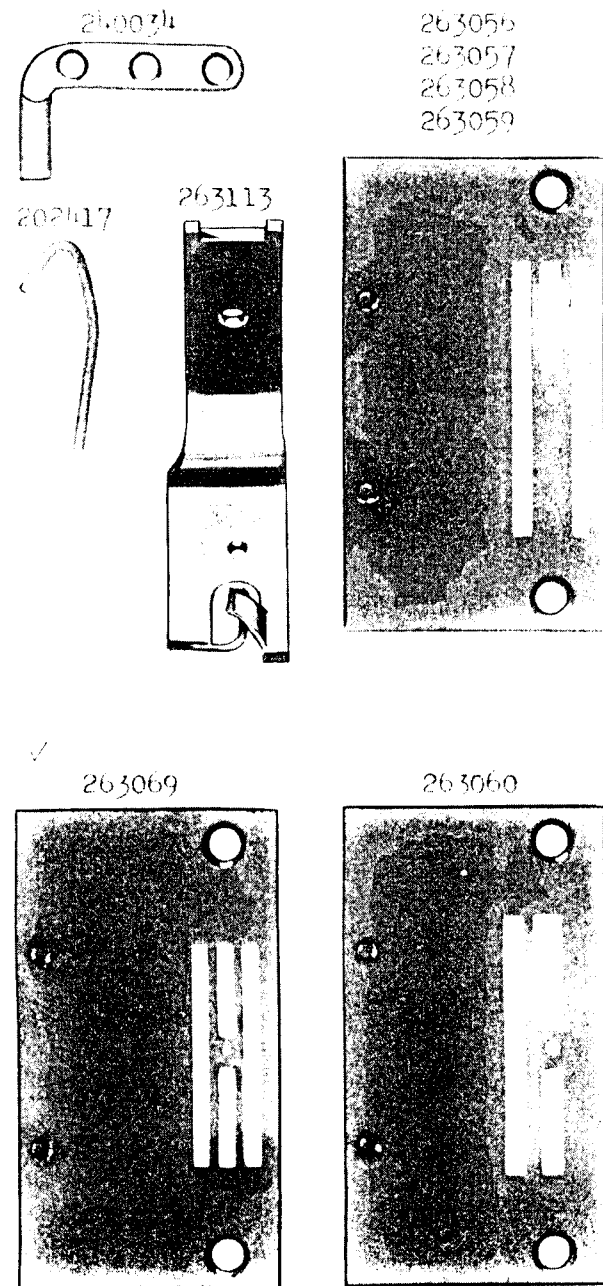




PLATE 15938 - FULL SIZE


263061



263062



263063




263064




PLATE 15939 - FULL SIZE


263065



263066



263067



263068




PLATE 15940 - FULL SIZE

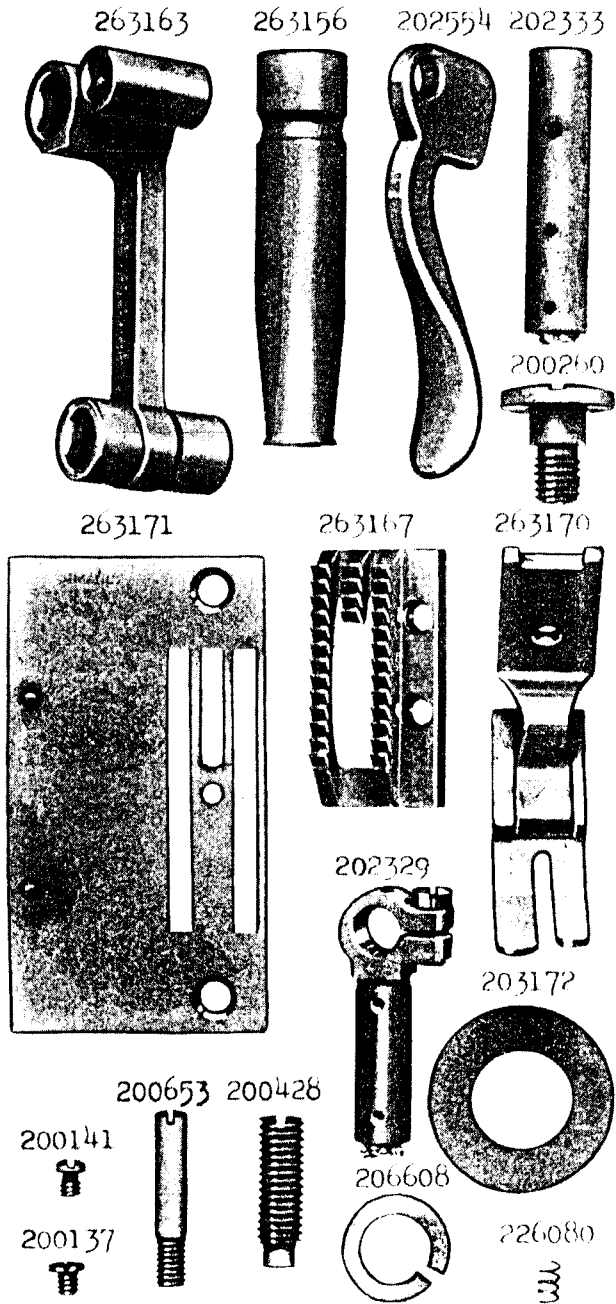


PLATE 15941 - ONE-HALF SIZE




PLATE 15942 - ONE-HALF SIZE

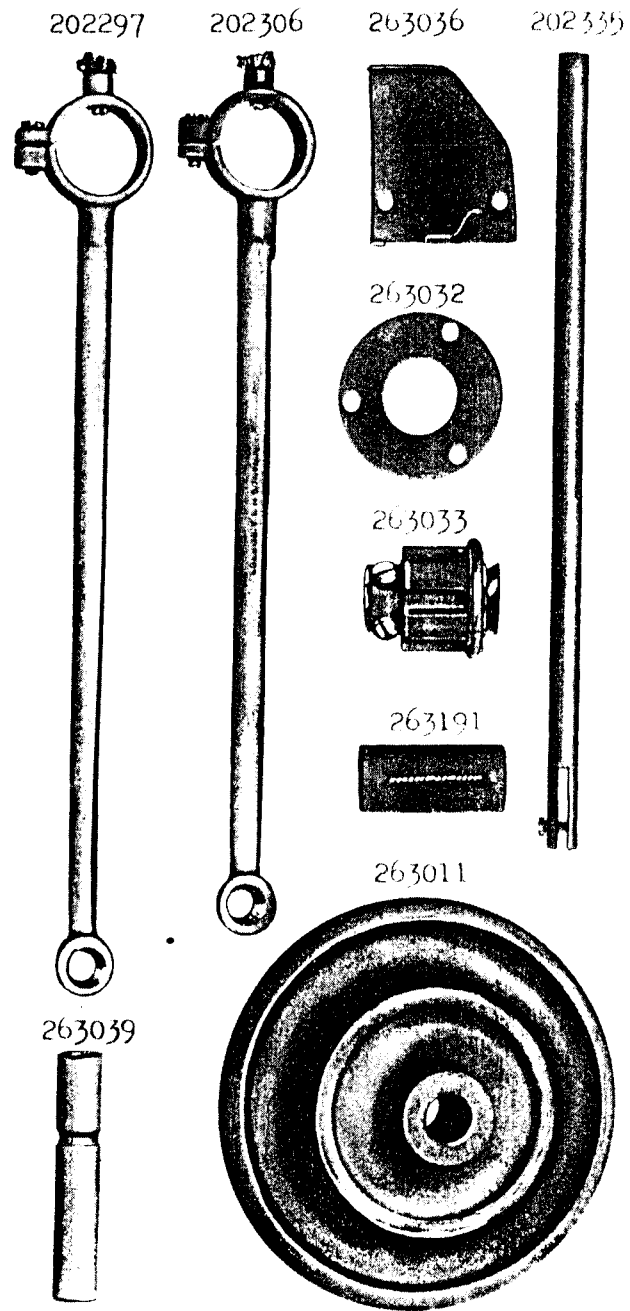


PLATE 15943 - ONE-HALF SIZE

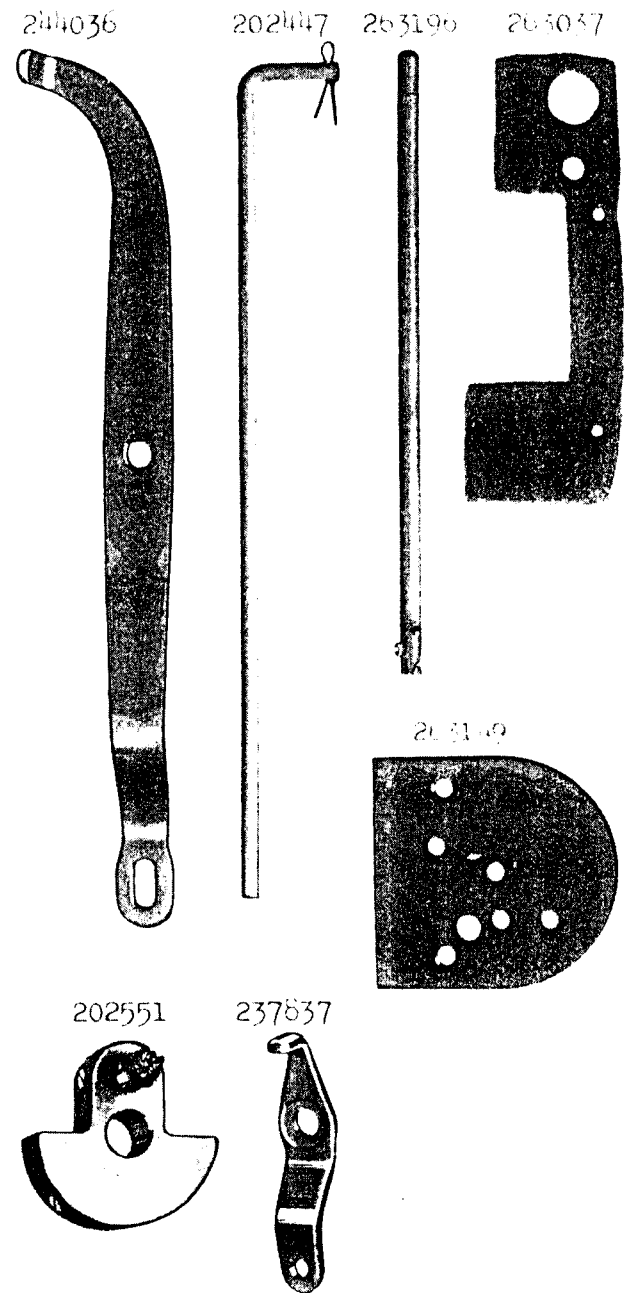


PLATE 16501 - FULL SIZE

200278



202248



200338



200335



200398



201016



263110



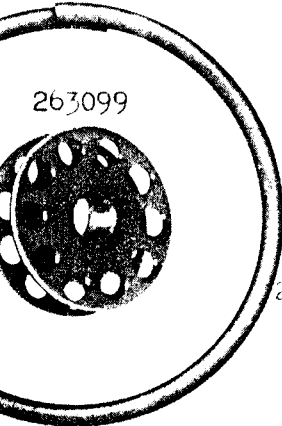
200592



200602



202253



200327



200328

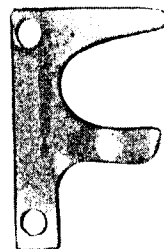
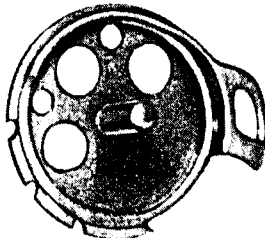


210846

204235



263145



200079



200136

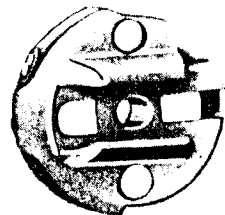


210913 210736



200964

241402



210734



210735

