

Form 18020  
August, 1935 -  
PRINTED IN U. S. A.

# LIST OF PARTS



## MACHINES

Nos. 175-40 to 175-44

---

THE SINGER MANUFACTURING COMPANY

## INSTRUCTIONS FOR OILING

### THE MACHINES SHOULD BE OILED ONCE DAILY

Remove the two knurled thumb nuts and remove the large arm side cover from the front side of the machine.

Apply oil at all oil holes and at all points where parts are in movable contact at the top as well as inside the arm.

Replace the large arm side cover and tighten the two thumb nuts.

Lay the machine on its rear side and apply oil to all oiling points in the machine bed.

Turn down the hinged cover beneath the looper and apply oil to the cam on the looper shaft, then close the hinged cover.

Use only Singer "Manufacturing Sewing Machine Oil (Cloth and Leather)" for general use, or "Manufacturing Sewing Machine Oil (Stainless for White Goods)" where a stainless oil is desired.

Genuine Singer Needles should be used  
in Singer Machines.  
These Needles and their Containers  
are marked with the  
Company's Trade Mark "SIMANCO." 1

Needles in Containers marked  
"For Singer Machines"  
are not Singer made needles. 2

## INDEX

	Page
Accessories.....	20
Belt and Pulley Guard.....	21
Machine Base.....	20
Machine No. 175-40.....	7
Machine No. 175-41.....	16
Machine No. 175-42.....	17
Machine No. 175-43.....	18
Machine No. 175-44.....	19
Starting Lever and Foot Lifter Parts.....	21
Table Belt Guide.....	21
Thread Unwinder.....	22

INSTRUCTIONS FOR ORDERING

In ordering from this list, use ONLY the part NUMBER in the FIRST column.

The number stamped on a Sewing Machine Part is in every case the number of the single part only.

Every combination of parts sent out as such has its specific number, which, although not stamped on the parts, must be used when ordering the combination.

Each number always indicates the SAME PART in whatever list it appears, or for whatever machine.

The letters after some of the numbers indicate the style of finish only, as follows:

- A-Hardened, Polished, Nickel Plated and Buffed
- B-Polished, Nickel Plated and Buffed
- C-Hardened Only
- D-Polished Only
- E-Soft, Not Polished
- F-Hardened and Polished
- H-Blued
- J-Nickel Plated Only
- K-Hardened and Nickel Plated
- L-Brass Plated
- M-Oxidized
- N-Japanned, Dull
- P-Japanned, Bright
- R-Merlized
- T-Copper Plated
- T.A-Hardened, Polished, Copper and Nickel Plated and Buffed
- T.B-Copper and Nickel Plated and Polished
- T.J-Copper and Nickel Plated Only
- T.K-Hardened, Copper and Nickel Plated
- T.M-Copper Plated and Oxidized
- T.L-Copper and Brass Plated
- U-Zinc Plated
- V-Silver Plated
- W-Polished and Nickel Plated
- Y-Black Nickel Plated Only
- Z-Chromium Plated
- Z.B-Polished, Nickel Plated, Buffed and Chromium Plated
- Z.J-Nickel and Chromium Plated

These letters MUST BE USED when they appear in the list; and AFTER the number as in the list.

In this series:

1 to 1500, 50001 to 51500 and 140001 to 142000 are Screw Numbers


1501 to 1800 and 51501 to 51800 are Nut Numbers  
1801 to 2000 and 51801 to 52000 are Roller Numbers

2001 to 50000 and 52001 to 140001 and 142000 to 190000 are Sewing Machine Parts, 190001 and upward are numbers of Electrical Parts

The figures in the second column refer only to the plates, illustrating the parts, and are NOT TO BE USED in ordering.

Parts marked with an asterisk (\*) are furnished only when repairs are made at factory.

LIST OF PARTS COMPLETE FOR



MACHINE NO. 175-40

FOR SEWING ALL KINDS OF MILITARY EYELET SHANK BUTTONS ON UNIFORMS. METAL EYELET SHANK BUTTONS SEWED THROUGH AND THROUGH AND BLIND STITCHED. MAKES EIGHTEEN STITCHES, INCLUDING KNOTTING STITCH. HAS NEEDLE BAR VIBRATION ONLY. LENGTH OF NEEDLE BAR STROKE 1-7/8". EQUIPPED WITH SPECIAL SHANK BUTTON CLAMP FOR 18 TO 45 LIGNE BUTTONS, FITTED WITH A METAL BUTTON SHANK FOOT, BLIND STITCH WORK SUPPORT BLOCK, AND ONE THROUGH AND THROUGH WORK SUPPORT BLOCK. SPEED 1000 R.P.M.

No.	Plate	Name
*175001	-----	Arm with 15404 and two 15405.....
175002	22007	" Dowel Pin.....
*175003	-----	" Rock Shaft.....
175340	22009	" " " 175003 with 175007 and 175341.....
175005	22008	Arm Rock Shaft Crank (back) with 1177E, 152LJ and 140016E.....
1177E	22008	Arm Rock Shaft Crank (back) Clamping Screw
140016E	22008	" " " " " Position Screw
152LJ	22008	" " " " " " "
		Lock Nut.....
*175341	-----	Arm Rock Shaft Crank (front).....
175007	22007	" " " " " Pin.....

No.	Plate	Name
140017E	22007	Arm Screw (long).....
670E	22017	" " (short).....
175008	22007	" Side Cover (left).....
230J	22007	" " " " Screw.....
175009	-----	" " " (right).....
175010	22009	" " " " Screw Stud (long)...
175011	22009	" " " " " (short)...
51649E	22007	" " " " " Lock Nut.
51650B	22007	" " " " " Thumb Nut.....
*175012	-----	Bed.....
175013	22009	" End Cover (bottom).....
175014	22007	" " " " Hinge Pin (left)...
175015	22007	" " " " " (right)...
175016	22007	" " " " " Spring.....
175017	22007	" " " " " Hook.....
175361	22011	" Top Cover (back) with two 175019.....
175019	22007	" " " " " Oil Tube.....
140018W	22008	" " " " " Screw.....
175020	22009	" " " (front).....
140019W	22007	" " " " " Screw.....
175362	22009	Button Clamp Arm.....
175363	22016	" " " " Hinge Bracket.....
175034	22009	" " " " " Pin.....
175035	22009	" " " " " Bracket.....
160J	22007	" " " " " " Screw.
175036	22009	" " " " " " Shim (.003 in. thick).....
175037	-----	Button Clamp Arm Hinge Pin Bracket Shim (.005 in. thick).....
175038	-----	Button Clamp Arm Hinge Pin Bracket Shim (.007 in. thick).....
175039	-----	Button Clamp Arm Hinge Pin Bracket Shim (.015 in. thick).....
140072C	22008	Button Clamp Arm Screw.....
175032	22007	" " " " " Washer.....
175041	22022	" " " " " Lifting Arm with 190J, 190K and 1259C.....
1259C	22015	Button Clamp Lifting Arm Set Screw.....
175364	22009	" " " " " Chain 4 7/8 in. long.
203K	22008	" " " " " Screw (lower)...
19CK	22015	" " " " " " (upper)...
190J	22015	" " " " " " " Lock Screw.....
175043	22016	Button Clamp Lifting and Thread Pull-off Holder Shaft.....
175044	22007	Button Clamp Lifting and Thread Pull-off Holder Shaft Collar with 458C.....
458C	22015	Button Clamp Lifting and Thread Pull-off Holder Shaft Collar Set Screw.....

No.	Plate	Name
175045	22016	Button Clamp Lifting and Thread Pull-off Holder Shaft Spring.....
175046	22008	Button Clamp Lifting and Thread Pull-off Holder Shaft Spring Collar with 458C...
458C	22015	Button Clamp Lifting and Thread Pull-off Holder Shaft Spring Collar Set Screw...
175047	22016	Button Clamp Lifting Rod.....
175048	22016	" " " " " Arm with 160E and 140022E.....
160E	22007	Button Clamp Lifting Rod Arm Clamping Screw.....
140022E	22007	Button Clamp Lifting Rod Arm Position Screw.....
175049	22008	Button Clamp Lifting Rod Arm Stop Plate...
160J	22007	" " " " " " " " " Screw
175032	22007	" " " " " " " " " Washer.....
42830	22020	Button Clamp Lifting Rod Cotter Pin.....
175050	22022	" " " " " " " " " Spring.....
175051	22013	" " " " " " " " " Stop Col- lar with 160C.....
160C	22007	Button Clamp Lifting Rod Spring Stop Col- lar Set Screw.....
175365	22016	Button Clamp Presser Bar.....
175053	22008	" " " " " " Collar with 458C.
458C	22015	" " " " " " " Set Screw.
175054	22012	" " " " " " " Screw Bearing....
175055	22022	" " " " " " " Spring.....
140023W	22008	" " " " " " " Pressure Regulating Thumb Screw.....
1722J	22008	Button Clamp Pressure Regulating Thumb Screw Lock Nut.....
175366	22012	Button Finger.....
140085C	22013	" " " " " Hinge Screw.....
175367	22013	" " " " " Lever.....
140064C	22013	" " " " " Adjusting Screw.....
1735J	22008	" " " " " " " Nut...
140065K	22013	" " " " " Hinge Screw.....
175368	22010	" " " " " " " Bracket with 37164.....
1492J	22015	Button Finger Lever Hinge Screw Bracket Screw.....
37164	22013	Button Finger Lever Hinge Screw Bracket Steady Pin.....
175369	22013	Button Finger Lever Screw Eye.....
175370	22013	" " " " " " " Bushing.....
175207	22026	" " " " " " " Spring
190J	22015	" " " " " " " Screw.....
1735J	22008	" " " " " " " Nut...

No.	Plate	Name
175371	22010	Button Holder.....
190J	22015	" " Screw.....
175372	22012	" " Spring.....
175373	-----	Button Clamp complete, Nos. 1492J,140085C, 175207,175362,175363,175366 to 175372 and two each 190J,1735J,140064C,140065K 140072C and 175032.....
175060	22011	Face Plate.....
175061	-----	" " 175060 with 185J and 175062, 175063 and 202098.....
120J	22008	Face Plate Screw.....
175062	22024	" " Thread Guide (lower) Plate....
185J	22015	" " " " " " Screw
175063	22024	" " " " " " " "
		Spacing Collar.....
202098	22024	Face Plate Thread Guide (lower) Roller....
175065	22024	" " " " " Pin.....
175066	22008	" " " " (upper).....
175085	22015	Looper.....
175086	22016	" Driving Shaft.....
175087	22022	" " " Bushing.....
51183E	22015	" " " Clamping Screw
*175088	-----	" " " Crank with two 435C..
175525	22016	" " " 175088 with 175090.....
175089	22015	Looper Driving Shaft Crank Connecting Link
*175090	-----	" " " " " "
		Hinge Stud.....
435C	22015	Looper Driving Shaft Crank Set Screw.....
175091	22015	" " " Gear.....
175092	22020	" " " Pin.....
458C	22015	" Set Screw.....
175093	22022	" Shaft with 458C.....
*175095	-----	" Crank with two 140027C.....
175526	22016	" " " 175095 with 175133.....
140027C	22020	" " " Set Screw.....
*175133	-----	" " " Stud.....
175096	22015	Machine Rest Stud.....
453C	22015	" " " Set Screw.....
175396	22016	Needle Bar (hollow) with 200125F, 200175D and 204250.....
175348	22018	Needle Bar Connecting Link.....
140023C	22015	" " " " Hinge Screw....
1722J	22008	" " " " " Nut.
175099	22015	" " " " " Stud with 160E.....
160E	22007	Needle Bar Connecting Link Hinge Stud Clamping Screw.....

No.	Plate	Name
175100	22015	Needle Bar Connecting Link Hinge Stud Thread Guide Plate.....
1492J	22015	Needle Bar Connecting Link Hinge Stud Thread Guide Plate Screw.....
175101	22015	Needle Bar Connecting Link Hinge Stud Thread Guide Roller.....
175349	22018	Needle Bar Connecting Stud (lower).....
168LJ	22008	" " " " " Nut....
51652J	22008	" " " " " Lock Nut.....
175103	22007	Needle Bar Connecting Stud (lower) Washer.
175104	22018	" " " " (upper).....
168LJ	22008	" " " " " Nut.....
51652J	22008	" " " " " Lock Nut.....
175103	22007	Needle Bar Connecting Stud (upper) Washer.
175105	22018	" " Eccentric with 140027C.....
175106	22018	" " " Connecting Rod with 152LJ,140024E,175535 and two 140029E...
140029E	22015	Needle Bar Eccentric Connecting Rod Cap Screw.....
140024E	22008	Needle Bar Eccentric Connecting Rod Clamp- ing Screw.....
152LJ	22008	Needle Bar Eccentric Connecting Rod Clamp- ing Screw Nut.....
140031C	22015	Needle Bar Eccentric Connecting Rod Hinge Screw.....
51653E	22015	Needle Bar Eccentric Connecting Rod Hinge Screw Nut.....
175535	22007	Needle Bar Eccentric Connecting Rod Oil Pad (felt).....
175108	22017	Needle Bar Eccentric Pawl.....
175109	-----	Needle Bar Eccentric Pawl complete, Nos. 175108,175110 to 175112 and 175114.....
175110	22017	Needle Bar Eccentric Pawl Bracket.....
134E	22017	" " " " " Screw...
175111	22019	" " " " " Steady Pin.....
175112	22019	Needle Bar Eccentric Pawl Hinge Pin.....
175113	22019	" " " " Spring.....
175114	22019	" " " " Stud.....
175119	22017	" " " Pin.....
140027C	22020	" " " Set Screw.....
204250	22020	" " Thread Guide.....
200175D	22020	" " " Screw.....
175358	22014	" " Vibrating Cam.....
175294	22014	" " " Driving Worm....
175069	22024	" " " " " Pin.

No.	Plate	Name
175295	22014	Needle Bar Vibrating Cam Driving Worm Wheel with two 140026C.....
140026C	22007	Needle Bar Vibrating Cam Driving Worm Wheel Set Screw.....
175374	22016	Needle Bar Vibrating Cam Driving Worm Wheel Shaft.....
175119	22017	Needle Bar Vibrating Cam Pin.....
175120	22018	" " " Lever.....
175121	22018	" " " Adjusting Bracket with 186C, 458C and 175124.....
140032C	22017	Needle Bar Vibrating Lever Adjusting Bracket Hinge Screw.....
458C	22015	Needle Bar Vibrating Lever Adjusting Bracket Hinge Screw Set Screw.....
175122	22019	Needle Bar Vibrating Lever Adjusting Bracket Hinge Screw Slide.....
51654C	22017	Needle Bar Vibrating Lever Adjusting Bracket Lock Nut.....
175123	22017	Needle Bar Vibrating Lever Adjusting Bracket Lock Nut Screw Stud.....
186C	22019	Needle Bar Vibrating Lever Adjusting Bracket Lock Nut Screw Stud Set Screw..
175124	22019	Needle Bar Vibrating Lever Adjusting Bracket Lock Nut Screw Stud Set Screw Locking Disc.....
175125	22017	Needle Bar Vibrating Lever Adjusting Bracket Lock Nut Washer.....
175126	22022	Needle Bar Vibrating Lever Arm with 51923.
140033C	22017	" " " " " Hinge Screw
51923	22007	" " " " " Roller and Screw Stud.....
140024E	22008	Needle Bar Vibrating Lever Arm Screw.....
175032	22007	" " " " " Washer
140034C	22017	" " " " " Hinge Screw....
140035C	22017	" " " " " Lock Screw.....
175127	22019	Needle Bar Vibrating Lever Hinge Screw Slide.....
*175116	-----	Needle Guard.....
175128	22022	" " 175116 with 175131 and 175136
175129	-----	" " 175128 with 140036D and 175137
175130	22019	" " Cam with two 1259C.....
1259C	22015	" " Set Screw.....
175131	22019	" " Pin.....
175132	22017	" " Oscillating Crank with 896E and 175134.....
896E	22017	Needle Guard Oscillating Crank Clamping Screw.....
175016	22007	Needle Guard Oscillating Crank Spring.....

No.	Plate	Name
175134	22017	Needle Guard Oscillating Crank Spring Hook (crank end).....
175135	22019	Needle Guard Oscillating Crank Spring Hook (bed end).....
*175136	-----	Needle Guard Shaft.....
175094	22015	" " " Bushing.....
458C	22015	" " " Set Screw.....
175137	22007	" " Thread Finger.....
140036D	22007	" " " Screw.....
175375	22016	" Plate with two 175378.....
140019F	22007	" " Screw.....
175376	22010	" " Work Support with 230J, for blind stitch.....
175377	22010	Needle Plate Work Support with 230J, for through and through stitch.....
230J	22007	Needle Plate Work Support Screw.....
175378	22013	" " " Stud.....
200125F	22020	" Set Screw.....
175379	22013	Plug for Feed Plate Carrier Regulator Shaft Hole.....
*175139	-----	Pulley.....
175140	22021	" 175139 with 175147.....
140037C	22020	" Engaging Screw.....
51655J	22020	" " Nut.....
175141	22020	" Oil Pad (wick).....
175142	22021	" Shaft.....
175143	22015	" " Gear.....
175144	22020	" " Pin.....
175145	22022	" Shifter.....
175146	22021	" " Holder with 51649J and 140078C.....
140078C	22020	Pulley Shifter Holder Set Screw.....
51649J	22007	" " " " Lock Nut..
*175147	-----	" " Ring (V grooved).....
1178E	22020	" " Screw.....
175148	22022	Starting Crank with 1747J and 140039E.....
140039E	22008	" " Adjusting Screw.....
1747J	22008	" " " " Nut.....
175149	22020	" " Pin.....
175150	22022	Stop Dog.....
175151	22022	" " Cushion Spring.....
175152	22021	" " " Holder with 50581C and two 140040C.....
50581C	22020	Stop Dog Cushion Spring Holder Set Screw..
140040C	22020	" " " " Set Screw.....
175119	22017	" " Pin.....
175153	22018	" Motion Retaining Collar.....
160J	22007	" " " " Screw.....
175154	22020	" " " " Stud...

No.	Plate	Name
882C	22020	Stop Motion Retaining Collar Screw Stud Set Screw.....
175155	22021	Stop Motion Shaft.....
175156	22022	" " " Spring.....
175157	22021	" " " " Collar with 140041C.....
140041C	22020	Stop Motion Shaft Spring Collar Set Screw.....
175158	22022	" " Trip.....
175159	22021	" " " Block with 882C.....
140042C	22020	" " " Hinge Screw.....
51649E	22007	" " " " Nut....
175113	22019	" " " Spring.....
175229	22020	" " " Point.....
160J	22007	" " " Screw.....
175032	22007	" " " Washer.....
175160	22023	Tension (automatic) Disc.....
175161	22024	" " " Position Pin....
1560C	22024	" " " Regulating Thumb Nut..
175162	22022	" " " Releasing Cam with two 140027C.....
140027C	22020	Tension (automatic) Releasing Cam Set Screw.....
175522	22023	Tension (automatic) Releasing Disc.....
175163	22021	" " " Rod.....
152LJ	22008	" " " Adjusting Nut.....
152LJ	22008	Tension (automatic) Releasing Rod Adjusting Nut Lock Nut.....
175164	22021	Tension (automatic) Releasing Rod Spring..
175165	22018	" " " " Wearing Sleeve.....
140043C	22023	Tension (automatic) Screw Stud.....
175166	-----	" " " " 140043C with 1560C.....
125314	22023	Tension (automatic) Spring.....
175167	22023	" " " Thread Eyelet.....
175168	-----	Tension (automatic) complete, Nos. 125314, 175166, 175522 and two 175160.....
175160	22023	Tension (stationary) Disc.....
175161	22024	" " " Position Pin....
1560C	22024	" " " Regulating Thumb Nut.
140044C	22023	" " " Screw Stud.....
175169	-----	" " " " 140044C with 1560C.....
13710	22023	Tension (stationary) Spring.....
175170	-----	Tension (stationary) complete, Nos. 13710, 175169 and two 175160.....
175171	22023	Thread Eyelet (back).....
175172	22023	" " (front).....

No.	Plate	Name
175173	22023	Thread Nipper Head.....
175174	22024	" " Plate.....
160J	22007	" " " Screw.....
175175	22024	" " " Washer.....
140045K	22023	" " Releasing Head Screw.....
175176	22022	" " " Lever.....
140046C	22024	" " " " Hinge Screw.
175177	22023	" " " Rod.....
175178	-----	" " " " 175177 with 175173.....
175179	22023	Thread Nipper Releasing Rod Spring (lower)
175180	22024	" " " " Washer.....
175181	22024	Thread Nipper Releasing Rod Spring (upper)
175182	22024	" " " " Collar with 465C.....
465C	22024	Thread Nipper Releasing Rod Spring Collar Set Screw.....
175183	22023	Thread Nipper Releasing Screw Stud.....
1722J	22008	" " " " Nut....
175184	22024	" " " " Washer.....
175185	22024	Thread Nipper Releasing Stud.....
175161	22024	" " Thread Guide Pin.....
175186	22022	" Pull-off (back).....
175187	22024	" " " Holder with 160C and 1120C.....
160C	22007	Thread Pull-off (back) Holder Set Screw...
1120C	22024	" " " Set Screw.....
175188	22022	" " (front).....
175189	22024	" " " Holder with 1120C and 175190.....
175190	22024	Thread Pull-off (front) Holder Stop Pin...
1120C	22024	" " " Set Screw.....
175191	22024	" " " Stop Collar with 160C and 175192.....
160C	22007	Thread Pull-off Stop Collar Set Screw....
175192	22024	" " " Stop Pin.....
175167	22023	" " Thread Eyelet.....
*15404	-----	Trade Mark.....
15405	-----	" " Rivet.....

## MACHINE NO. 175-41

FOR SEWING ALL KINDS OF MILITARY EYELET SHANK BUTTONS ON UNIFORMS WITH STAY BUTTONS, IN ONE OPERATION. METAL EYELET SHANK BUTTONS ARE SEWED THROUGH AND THROUGH WITH STAY BUTTONS. MAKES SIXTEEN STITCHES, INCLUDING KNOTTING STITCH. HAS NEEDLE BAR VIBRATION ONLY. LENGTH OF NEEDLE BAR STROKE 1-7/8". EQUIPPED WITH SPECIAL SHANK BUTTON CLAMP FOR 18 TO 45 LIGNE BUTTONS, FITTED WITH A METAL BUTTON SHANK FOOT AND WORK SUPPORT BLOCK FOR STAY BUTTONS 18 TO 22 LIGNE. SPEED 1000 R.P.M.

This Machine is the same as the 175-40 Machine, with the following exceptions:

No.	Plate	Name
175380	22010	Needle Plate Stay Button Holder and Work Support with 23QJ, for 18 ligne buttons in place of 175376 and 175377.....
175381	22010	Needle Plate Stay Button Holder and Work Support with 23QJ, for 19 ligne buttons in place of 175376 and 175377.....
175382	22010	Needle Plate Stay Button Holder and Work Support with 23QJ, for 20 ligne buttons in place of 175376 and 175377.....

## MACHINE NO. 175-42

FOR SEWING SHANK BUTTONS ON RAINCOATS, SPORTS APPAREL, ETC. LEATHER SHANK BUTTONS SEWED THROUGH AND THROUGH WITH STAY BUTTONS IN ONE OPERATION. MAKES EIGHTEEN STITCHES, INCLUDING KNOTTING STITCH. HAS NEEDLE BAR VIBRATION ONLY. LENGTH OF NEEDLE BAR STROKE 1-7/8". EQUIPPED WITH A SPECIAL SHANK BUTTON CLAMP FOR 18 TO 45 LIGNE BUTTONS, FITTED WITH A LEATHER BUTTON SHANK FOOT AND WORK SUPPORT BLOCK FOR STAY BUTTONS 18 TO 22 LIGNE. SPEED 1000 R.P.M.

This Machine is the same as the 175-40 Machine, with the following exceptions:

No.	Plate	Name
175383	22010	Button Holder, in place of 175371.....
175384	22012	" " Spring, in place of 175372.
175385	-----	Button Clamp complete, Nos. 1492J, 140085C 175207, 175362, 175363, 175366 to 175370, 175383, 175384 and two each 19QJ, 1735J, 140064C, 140065K, 140072C and 175032, in place of 175373.....

Genuine Singer Needles should be used in Singer Machines. These Needles and their Containers are marked with the Company's Trade Mark "SIMANCO." 1

Needles in Containers marked "For Singer Machines" are not Singer made needles. 2



## MACHINE NO. 175-43

FOR SEWING SELF-SHANK BUTTONS ON SHIRTS, SWEATERS, CHILDREN'S KNIT GOODS, SPORTWEAR, ETC. FOR METAL, PEARL, BONE OR COMPOSITION SELF-SHANK BUTTONS. MAKES TWELVE STITCHES, INCLUDING KNOTTING STITCH. HAS NEEDLE BAR VIBRATION ONLY. LENGTH OF NEEDLE BAR STROKE 1-7/8". EQUIPPED WITH A SPECIAL SHANK BUTTON CLAMP FOR BUTTONS FROM 14 TO 28 LIGNE, FITTED WITH A SPECIAL OPENING FOOT TO CONFORM WITH SHAPE OF BUTTONS, AND WORK SUPPORT BLOCK FOR BLIND STITCHING ONLY. SPEED 1000 R.P.M.

This Machine is the same as the 175-40 Machine, with the following exceptions:

No.	Plate	Name
*175386	-----	Bed, in place of 175012.....
175387	22013	" Work Support.....
175388	-----	" " " 175387 with 175389, in place of 175376 and 175377.....
175389	22012	Bed Work Support Holder with 140061J.....
140061J	22013	" " " " Clamping Screw....
140066J	22008	" " " " Guide Screw.....
51656J	22019	" " " " Lock Nut.....
175390	22013	" " " " " " Screw Stud.....
175032	22007	Bed Work Support Holder Lock Nut Washer...
175391	22012	Button Finger, in place of 175366.....
175392	22010	" Holder, 7/32 in. hole, in place of 175371.....
175393	22010	Button Holder, 5/16 in. hole, in place of 175371.....
175394	-----	Button Clamp complete, Nos.1492J, 140085C, 175207,175362,175363,175367 to 175370, 175391 to 175393 and two each 190J, 1735J,140064C,140065K,140072C and 175032, in place of 175373.....
175118	22014	Needle Bar Vibrating Cam, in place of 175358.....
175068	22014	Needle Bar Vibrating Cam Driving Worm, in place of 175294.....
175070	22014	Needle Bar Vibrating Cam Driving Worm Wheel with two 140026C, in place of 175295.....

## MACHINE NO. 175-44

FOR SEWING SELF-SHANK BUTTONS ON SHIRTS, SWEATERS, CHILDREN'S KNIT GOODS, SPORTWEAR, ETC. FOR METAL, PEARL BONE OR COMPOSITION SELF-SHANK BUTTONS. MAKES SIXTEEN STITCHES, INCLUDING KNOTTING STITCH. HAS NEEDLE BAR VIBRATION ONLY. LENGTH OF NEEDLE BAR STROKE 1-7/8". EQUIPPED WITH SPECIAL SHANK BUTTON CLAMP FOR BUTTONS FROM 20 TO 45 LIGNE, FITTED WITH SPECIAL OPENING FOOT TO CONFORM WITH SHAPE OF BUTTONS AND WORK SUPPORT BLOCK FOR BLIND STITCHING ONLY. SPEED 1000 R.P.M.

This Machine is the same as the 175-40 Machine, with the following exceptions:

No.	Plate	Name
*175386	-----	Bed, in place of 175012.....
175387	22013	" Work Support.....
175388	-----	" " " 175387 with 175399 (adjustable) in place of 175376 and 175377.....
175389	22012	Bed Work Support Holder with 140061J.....
140061J	22013	" " " " Clamping Screw....
140066J	22008	" " " " Guide Screw.....
51656J	22019	" " " " Lock Nut.....
175390	22013	" " " " " " Screw Stud.....
175032	22007	" " " " " " Washer...
175391	22012	Button Finger, in place of 175366.....
175398	22010	" Holder, 3/8 in. hole, in place of 175371.....
175399	22010	Button Holder, 15/32 in. hole, in place of 175371.....
175400	-----	Button Clamp complete, Nos. 1492J,140085C, 175207,175362,175363,175367 to 175370, 175391,175398,175399 and two each 190J, 1735J,140064C,140065K,140072C and 175032C, in place of 175373.....
175296	22014	Needle Bar Vibrating Cam, in place of 175358.....

## ACCESSORIES

No.	Plate	Name
175193	22025	Button Tray.....
175194	22025	" " Hinge Screw Stud.....
160C	22007	" " " " " Set Screw for Machine Base.....
175195	22025	Hand Wheel with 455C, for turning machine by hand.....
455C	22026	Hand Wheel Set Screw.....
120342	22025	Oiler (copper plated) with 120343.....
120343	22025	" Spout, 3 1/2 in. long.....
26026	22025	Screw Driver.....
175196	22025	" Eye.....
175197	22025	Wrench for 140026.....
175198	22025	" " 140027.....

## MACHINE BASE

No.	Plate	Name
175199	-----	Machine Base with 160C.....
175200	22027	Machine Base complete, Nos. 145C, 1637J, 140047C, 140048C, 175199, 175208 to 175210 175424, 175425 and four wood screws 7/8 in. No. 14 R.H.....
140047C	22019	Machine Locating Screw Stud.....
*175201	-----	" Lock Plate.....
175115	22026	" " " 175201 with 175203, 175205 and 175206.....
*175202	-----	Machine Lock Plate Position Stud.....
175203	22026	" " " " 175202 with 175204.....
*175204	-----	Machine Lock Plate Position Stud Washer...
175205	22026	" " Stud.....
51656J	22019	" " Thumb Nut.....
175206	22026	" " " " Screw Stud.....
175207	22026	" " " " Spring.....
175536	22026	" " " " Washer.....
175425	-----	Machine Lock complete, Nos. 51656J, 175115, 175207 and 175536.....
175208	22026	Machine Starting Lever.....
140048C	22026	" " " Hinge Screw.....
175209	22026	" " " Spring.....
175210	22026	" " " Hook (long).....
175424	22026	" " " " (short).....
145C	22026	" " " Stop Screw.....
1637J	22026	" " " " Nut.....

## BELT AND PULLEY GUARD

(HINGED)

No.	Plate	Name
175211	-----	Belt and Pulley Guard.....
175212	22027	" " " " Hinge.....
175213	-----	" " " " Rivet.....
175214	22027	Belt and Pulley Guard complete, Nos. 175211 two 175212, six 175213 and eight wood screws 3/4 in. No. 9 R.H.....

## STARTING LEVER AND FOOT LIFTER PARTS

No.	Plate	Name
175215	-----	Foot Lifter Chain, 37 in. long, with two 56865.....
56865	22019	Foot Lifter Chain Hook.....
175216	22027	" " Treadle.....
175217	22026	" " " Hinge Pin.....
175218	22027	" " " Stand.....
175219	22027	Foot Lifter Treadle complete, Nos. 175216 to 175218 and two wood screws 1 in. No. 14 F.H.....
175215	-----	Starting Lever Chain, 37 in. long with two 56865.....
56865	22019	Starting Lever Chain Hook.....
175216	22027	" " Treadle.....
175217	22026	" " " Hinge Pin.....
175218	22027	" " " Stand.....
175219	22027	Starting Lever Treadle complete, Nos. 175216 to 175218 and two wood screws 1 in. No. 14 F.H.....

## TABLE BELT GUIDE

No.	Plate	Name
175220	22027	Belt Guide (left) with 140035C.....
175221	22027	" " (right) with 140035C.....
140035C	22017	" " Set Screw.....
175222	22027	Pulley.....
175223	-----	" Shaft.....
175224	22027	" " 175223 with 1259E and 175227.
175225	22027	" " Bracket with 1259C.....

## TABLE BELT GUIDE

No.	Plate	Name
1259E	22015	Pulley Shaft Oil Plug Screw.....
175227	22027	" " " Wick.....
1259C	22015	" " Set Screw.....
175228	22027	Table Belt Guide complete, Nos. 175220, 175221,175224,175225 and two each 175222 and wood screws 7/8 in. No. 14 R.H.....

## THREAD UNWINDER

(FOR ONE SPOOL)

No.	Plate	Name
225259	22028	Spool Rest with 201018C.....
150203	22028	" " Cushion (felt).....
225388	22028	" " Rod.....
200383C	22019	" " Set Screw.....
201018C	22019	" " Set Screw.....
202490	22028	" Stand with 200383C.....
225391	22028	Thread Guide.....
201696J	22019	" " Lock Nut.....
225324	22028	" " Rod with 208E and 225322.....
208E	22019	" " Screw.....
225322	22019	" " Washer.....
225260	22028	Thread Unwinder complete, Nos. 150203, 201696J, 202490, 225259, 225324, 225388, 225391 and three wood screws 7/8 in.No. 12.....
27739	22028	Thread Cone (wood) for large cones.....
225390	22028	" " Holder for inverted cones.....

Note: Nos. 27739 and 225390 are used with, but not included in 225260.

**ILLUSTRATIONS OF PARTS  
FOR  
MACHINES  
Nos. 175-40 to 175-44**

140017  
PAGE 8



670  
PAGE 8



140026  
PAGE 12



160  
PAGE 9



175002  
PAGE 7



175016  
PAGE 8



175535  
PAGE 11



51923  
PAGE 12



175007  
PAGE 7



140022  
PAGE 9



140019  
PAGE 8



175008  
PAGE 8



175137  
PAGE 13



230  
PAGE 8



140096  
PAGE 13



175014  
PAGE 8



175015  
PAGE 8



175103  
PAGE 11



175017  
PAGE 8




175019  
PAGE 8



175012  
PAGE 8



51650  
PAGE 8



175044  
PAGE 8



51649  
PAGE 8



PLATE 22008—FULL SIZE




PLATE 22009—ONE-HALF SIZE






PLATE 22010—FULL SIZE


175393  
PAGE 18



175398  
PAGE 19



175399  
PAGE 19



175380  
PAGE 16




175381  
PAGE 16



175382  
PAGE 16



175376  
PAGE 12



175377  
PAGE 13



175368  
PAGE 2



175371  
PAGE 10



175383  
PAGE 17



175392  
PAGE 15

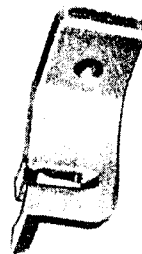



PLATE 22011—ONE-HALF SIZE

175361  
PAGE 8



175060  
PAGE 10





PLATE 22012—FULL SIZE


175391  
PAGE 18



175366  
PAGE 9



175054  
PAGE 9



175389  
PAGE 18



175384  
PAGE 17



175372  
PAGE 10




PLATE 22013—FULL SIZE

175367  
PAGE 9



175379  
PAGE 13



175387  
PAGE 18



175051  
PAGE 9



175369  
PAGE 9



175390  
PAGE 18



175370  
PAGE 9



140064  
PAGE 9



140061  
PAGE 18



140085  
PAGE 9



140065  
PAGE 9



175378  
PAGE 13




37164  
PAGE 9

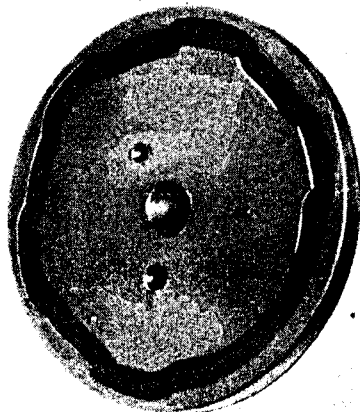


**PLATE 22014—ONE-HALF SIZE**

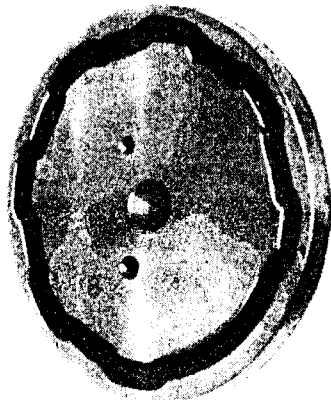
175295  
PAGE 12



175118  
PAGE 18



175358  
PAGE 11



175068  
PAGE 18



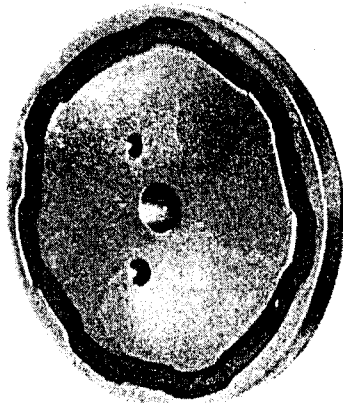
175294  
PAGE 11



175070  
PAGE 18



175296  
PAGE 19



**PLATE 22015—FULL SIZE**

140029  
PAGE 11



190  
PAGE 8



1492  
PAGE 11



185  
PAGE 10



435  
PAGE 10



1259  
PAGE 8



458  
PAGE 9



175101  
PAGE 11



175089  
PAGE 10



140031  
PAGE 11




51183  
PAGE 10




140028  
PAGE 10



175091  
PAGE 10




175143  
PAGE 13



175096  
PAGE 10



175099  
PAGE 10



175094  
PAGE 13



175085  
PAGE 10



175100  
PAGE 11



51653  
PAGE 11





**PLATE 22016—ONE-HALF SIZE**

175374  
PAGE 12



175045  
PAGE 9



175048  
PAGE 9



175043  
PAGE 8




175396  
PAGE 10



175525  
PAGE 10



175375  
PAGE 13




175047  
PAGE 9



175526  
PAGE 10



175363  
PAGE 8



175365  
PAGE 9



175086  
PAGE 10




**PLATE 22017—FULL SIZE**

175110  
PAGE 11



140032  
PAGE 12



175132  
PAGE 12



175123  
PAGE 12




175108  
PAGE 11



140034  
PAGE 12



175125  
PAGE 12



175119  
PAGE 11



140033  
PAGE 12




896  
PAGE 12



134  
PAGE 11



31654  
PAGE 12



140035  
PAGE 12



175134  
PAGE 13



PLATE 22018—ONE-HALF SIZE


175106  
PAGE 11




175120  
PAGE 12



175105  
PAGE 11



175121  
PAGE 12



175153  
PAGE 13



175104  
PAGE 10



175349  
PAGE 10



175348  
PAGE 10




175165  
PAGE 14




PLATE 22019—FULL SIZE

175130  
PAGE 12



175122  
PAGE 12



175127  
PAGE 12



175114  
PAGE 11



175113  
PAGE 11



175111  
PAGE 11



175186  
PAGE 12



175112  
PAGE 11



175131  
PAGE 12



175135  
PAGE 13




175124  
PAGE 12



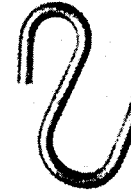
51656  
PAGE 20



140047  
PAGE 20



56865  
PAGE 21



201696  
PAGE 22



201018  
PAGE 22



200383  
PAGE 22



225322  
PAGE 22




208  
PAGE 22



**PLATE 22020—FULL SIZE**

140037  
PAGE 13



140078  
PAGE 13



1178  
PAGE 13



50581  
PAGE 13



140042  
PAGE 14



175141  
PAGE 13




175149  
PAGE 13



42830  
PAGE 9



140041  
PAGE 14



175154  
PAGE 13



175144  
PAGE 13



175229  
PAGE 14



51655  
PAGE 13



200125  
PAGE 13



140040  
PAGE 13



882  
PAGE 14



140027  
PAGE 10



204250  
PAGE 11



200175  
PAGE 11



175092  
PAGE 10



**PLATE 22021—ONE-HALF SIZE**

175164  
PAGE 14



175163  
PAGE 14




175155  
PAGE 14



175142  
PAGE 13




175140  
PAGE 13



175152  
PAGE 13



175146  
PAGE 13



175157  
PAGE 14

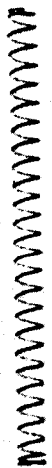


175159  
PAGE 14



**PLATE 22022-ONE-HALF SIZE**

175050  
PAGE 9



175041  
PAGE 8



175087  
PAGE 10



175188  
PAGE 15



175055  
PAGE 9



175162  
PAGE 14



175156  
PAGE 14



175186  
PAGE 15



175093  
PAGE 10



175151  
PAGE 13



175150  
PAGE 13



175145  
PAGE 13



175128  
PAGE 12



175148  
PAGE 13



175158  
PAGE 14



175176  
PAGE 15



175126  
PAGE 12



**PLATE 22023-FULL SIZE**

175177  
PAGE 13



140043  
PAGE 14



175522  
PAGE 14



175172  
PAGE 14




175183  
PAGE 15



140044  
PAGE 14



175160  
PAGE 14



175167  
PAGE 14



13710  
PAGE 14



175179  
PAGE 15



175171  
PAGE 14



125314  
PAGE 14



175173  
PAGE 15



140045  
PAGE 15



PLATE 22024—FULL SIZE

465  
PAGE 15



175175  
PAGE 15



175184  
PAGE 15



1560  
PAGE 14



175181  
PAGE 15



175161  
PAGE 14




1120  
PAGE 15




175182  
PAGE 15



175187  
PAGE 15



175191  
PAGE 15



175189  
PAGE 15



140046  
PAGE 15



175174  
PAGE 15



175069  
PAGE 11



175185  
PAGE 15



175062  
PAGE 10



175192  
PAGE 15



175180  
PAGE 15



175063  
PAGE 10



202098  
PAGE 10



175190  
PAGE 15



175065  
PAGE 10

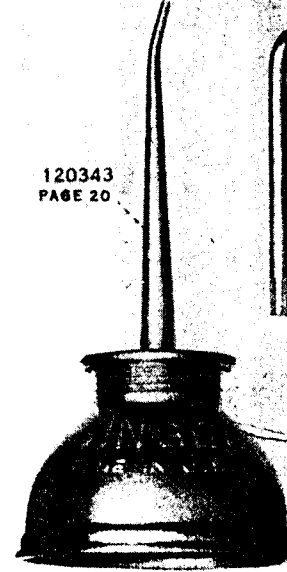


PLATE 22025—ONE-HALF SIZE

26026  
PAGE 20




120342  
PAGE 20



120343  
PAGE 20

175197  
PAGE 20




175198  
PAGE 20



175195  
PAGE 20



175193  
PAGE 20



175194  
PAGE 20



175196  
PAGE 20




PLATE 22026—FULL SIZE

175115  
PAGE 20



175208  
PAGE 20



175217  
PAGE 21



175206  
PAGE 20



175209  
PAGE 20



175207  
PAGE 20



140048  
PAGE 20



175205  
PAGE 20



175203  
PAGE 20



145  
PAGE 20



175210  
PAGE 20



1637  
PAGE 20



175424  
PAGE 20



455  
PAGE 20



175536  
PAGE 20






PLATE 22027—ONE-FOURTH SIZE

175200  
PAGE 20



175220  
PAGE 21



175228  
PAGE 22

175225  
PAGE 21

175221  
PAGE 21


175222  
PAGE 21

175227  
PAGE 22

175224  
PAGE 21




175219  
PAGE 21



175216  
PAGE 21

175218  
PAGE 21

175214  
PAGE 21



175212  
PAGE 21

PLATE 22028—ONE-FOURTH SIZE

