

SINGER
253-200,201

Form 20467

(151)

Printed in U. S. A.

LIST OF PARTS



MACHINES
Nos. 253-200 and 253-201

** A TRADE MARK OF

THE SINGER MANUFACTURING COMPANY

INSTRUCTIONS FOR OILING

To ensure easy running and prevent unnecessary wear of the parts which are in movable contact, the machine requires oiling and when in continuous use, it should be oiled at least twice each day by applying "TYPE A" or "TYPE C" OIL (sold only by Singer Sewing Machine Company) to all oil holes marked "OIL" and to all other oiling places, as instructed in Form 20482

Copyright, U. S. A., 1951
by The Singer Manufacturing Co.
All Rights Reserved for all Countries

INDEX

	Page
Accessories.....	23
Foot Lifter Parts.....	23
Knee Lifter Parts.....	24
Lap Seam Fellers.....	24
Machine No. 253-200.....	7
Machine No. 253-201.....	22
Numerical List of Parts.....	27
Thread Unwinder.....	25

INSTRUCTIONS FOR ORDERING

In ordering from this list, use ONLY the part NUMBER in the FIRST Column.

The number stamped on a Sewing Machine Part is in every case the number of the single part only.

Every combination of parts sent out as such has its specific number, which, although not stamped on the parts, must be used when ordering the combination.

Each number always indicates the SAME PART in whatever list it appears, or for whatever machine.

The letters after some of the numbers indicate the style of finish only, as follows:

- A-Hardened, Polished, Nickel Plated and Buffed.
- A.A-Buffed and Chromium Plated.
- A.B-Hardened, Polished, Buffed and Chromium Plated.
- A.C-Brown Baking Enamel Finish.
- A.D-Gray Baking Enamel Finish.
- A.E-Hardened, Bright Rumbled and Nickel Plated.
- A.F-Hardened, Bright Rumbled, Nickel Plated, Bright Rumbled and Chromium Plated.
- A.G-Alumilite, Plain.
- A.H-Alumilite Dyed.
- A.J-Polished, Nickel Plated and Chromium Plated.
- A.K-Hardened, Polished, Nickel Plated and Chromium Plated.
- A.L-Heat Treated for Toughness.
- B-Polished, Nickel Plated and Buffed.
- C-Hardened only.
- C.R-Hardened and Merlized.
- D-Polished Only.
- E-Soft, Not Polished.
- F-Hardened and Polished.
- F.J-Hardened, Polished and Nickel Plated.
- G-Bright Rumbled and Nickel Plated.
- H-Blued.
- J-Nickel Plated Only.
- K-Hardened and Nickel Plated.
- L-Brass Plated.
- M-Oxidized.
- N-Japanned, Dull.

INSTRUCTIONS FOR ORDERING - Continued

- P-Japanned, Bright.
- P.P-Wrinkle Finish.
- R-Merlized.
- S-Cadmium Plated.
- T-Copper Plated.
- T.A-Hardened, Polished, Copper and Nickel Plated and Buffed.
- T.B-Copper and Nickel Plated and Polished.
- T.J-Copper and Nickel Plated Only.
- T.K-Hardened, Copper and Nickel Plated.
- T.L-Copper and Brass Plated.
- T.M-Copper Plated and Oxidized.
- U-Zinc Plated.
- V-Silver Plated.
- W-Polished and Nickel Plated.
- X-Black Oxide, for Iron and Steel.
- X.C-Hardened and Black Oxide, for Iron and Steel.
- Y-Black Nickel Plated Only.
- Z-Chromium Plated.
- Z.A-Hardened, Polished, Nickel Plated, Buffed and Chromium Plated.
- Z.B-Polished, Nickel Plated, Buffed and Chromium Plated.
- Z.C-Hardened and Chromium Plated.
- Z.D-Polished and Chromium Plated.
- Z.G-Bright Rumbled, Nickel Plated, Bright Rumbled and Chromium Plated.
- Z.J-Nickel and Chromium Plated.
- Z.T-Copper and Chromium Plated.

These letters MUST BE USED when they appear in the list; and AFTER the number as in the list.

In this series:

1 to 1500, 50001 to 51500 and 140001 to 142000 are Screw Numbers.

1501 to 1800 and 51501 to 51800 are Nut Numbers.

1801 to 2000 and 51801 to 52000 are Roller Numbers.

2001 to 50000 and 52001 to 140000 and 142001 to 190000 are Sewing Machine Parts, 190001 and upward are numbers of Electrical Parts.


The figures in the second column refer only to the plates, illustrating the parts, and are NOT TO BE USED in ordering.

Parts marked with an asterisk (*) are furnished only when repairs are made at factory.

When ordering parts which differ as to Gauge (the distance between seams) the Gauge, as well as the Number must be given on order.

LIST OF PARTS COMPLETE

FOR



MACHINE No. 253-200

FOR SEWING LIGHT WEIGHT FABRICS. TWO NEEDLES, TWO LOOPERS. DROP FEED. TWO-THREAD CHAIN STITCH. ARM AT 11° ANGLE WITH BED. NEEDLE BAR STROKE 1 1/16 INCHES. GAUGES 3/32 INCH TO 3/8 INCH, IN STEPS OF 1/32 INCH. LENGTH OF STITCHES 8 TO 22 TO THE INCH.

SPEED 5500 R. P. M. DEPENDING ON MATERIAL USED AND OPERATIONS PERFORMED.

SINGER Needles should be used in SINGER Machines. These Needles and their Containers are marked with the Company's Trade-Mark "SIMANCO.***" 1

Needles in Containers marked "FOR SINGER MACHINES" are NOT **SINGER** made needles. 2

No.	Plate	Name
*146501	-----	Arm with 15404 and two 143176.....
		Note: Due to the accuracy required for gear alignment, Arm cannot be supplied separately and can only be sent out as a unit, Arm and Bed assembled.
146552	25001	Arm Dowel Pin (2).....
146552	25001	" Screw (front) (2).....
146551	25001	" Stud (back) (2).....
146502	25001	" Shaft (horizontal).....

No.	Plate	Name
146723	-----	Bed Slide (right) complete for use with Throat Plate No. 146723 to 3/8" gauge, Nos. 146689, 146689, 146690, 146691, 146692 and four 146723.
	Note:	When ordering Bed Slides (right) Nos. 146692 or 146723 state gauge and Throat Plate for which required.
146652	-----	Combination of Feed and Slide Regulator Parts, Nos. 143047, 143134, 143293, 146552, 146557, 146545 and 146654.
143293	-----	Dummy Shaft for 146652.
146529	25004	Face Plate.
146529	25004	" " Gasket.
140061J	25004	" " Screw (lower) (3).
140050J	25004	" " " (upper).
146530	25005	Feed Bar with 50649X.
8930	25005	" " Screw Center (left).
1520	25005	" " " " "
		Clamping Screw.
3130	25005	Feed Bar Screw Center (right).
56913	-----	" " " " 3130 with 1519J.
1519J	25005	Feed Bar Screw Center (right) Nut.
143031	25005	" " " " Oil Wick.
143032	25005	" " " " " "
		Holder.
143033	25005	Feed Bar Screw Center Oil Wick Holder 143032 with 143031.
228E	25005	Feed Bar Screw Center Oil Wick Holder Screw (7).
146531	25006	Feed Dog, 15 teeth (14 teeth to the inch) for 3/32" to 3/8" gauges for 146636.
146711	25006	Feed Dog with row of teeth between the needles 14 teeth (14 teeth to the inch) for 5/32" to 3/8" gauges for 146714.
	Note:	When ordering No. 146531 or 146711 state gauge required.
157J	25006	Feed Dog Screw.
50649X	25005	" " Stop Screw.
*143034	-----	" Eccentric.
146532	25001	" " 143034 with 146533.
*146533	-----	" " Body with three 1036AL.
1036AL	25001	Feed Eccentric Body Set Screw (3).
140566AL	25001	" " Stop Screw (6 stitch).
140256AL	25001	Feed Eccentric Stop Screw (7 stitch).
140568AL	25001	Feed Eccentric Stop Screw (9 stitch).
	Note:	No. 140568AL is regularly furnished with this Machine.

No.	Plate	Name
140259AL	25001	Feed Eccentric Stop Screw (14 stitch).
146613	25001	Feed Lifting Eccentric and Arm Shaft (horizontal) Bevel Gear, right hand spiral with 140333AL, 143088 and two 1036AL.
140333AL	25001	Feed Lifting Eccentric and Arm Shaft (horizontal) Bevel Gear Position Screw.
1259AL	25001	Feed Lifting Eccentric and Arm Shaft (horizontal) Bevel Gear Set Screw (2).
146534	25005	Feed Lifting Rock Shaft.
146536	-----	" " " " 146534 with 146541.
143039	25005	Feed Lifting Rock Shaft Cap.
223E	25005	" " " " " Screw (2).
146537	25001	Feed Lifting Rock Shaft Connecting Rod.
140239C	25001	Feed Lifting Rock Shaft Connecting Rod Hinge Screw.
1519J	25001	Feed Lifting Rock Shaft Connecting Rod Hinge Screw Nut.
146538	25005	Feed Lifting Rock Shaft Crank with 50579J and 146540.
157J	25005	Feed Lifting Rock Shaft Crank Clamping Screw.
50287	25005	Feed Lifting Rock Shaft Crank Slide Block with Stud.
143042	25005	Feed Lifting Rock Shaft Crank Slide Block Oil Wick.
146539	25005	Feed Lifting Rock Shaft Crank Slide Block Oil Wick Holder.
146540	-----	Feed Lifting Rock Shaft Crank Slide Block Oil Wick Holder 146539 with 143042.
50573J	25005	Feed Lifting Rock Shaft Crank Slide Block Oil Wick Holder Screw.
50191C	25005	Feed Lifting Rock Shaft Screw Center (left).
52097	-----	Feed Lifting Rock Shaft Screw Center (left) 50191C with 1513J.
140488C	25005	Feed Lifting Rock Shaft Screw Center (right).
146662	-----	Feed Lifting Rock Shaft Screw Center (right) 140488C with 1513J.
146541	25005	Feed Lifting Rock Shaft Screw Center Front Oil Wick.
1513J	25005	Feed Lifting Rock Shaft Screw Center Nut (2).
146542	25005	Feed Rock Shaft with 1520.

No.	Plate	Name
146641	-----	Looper Holder 146595 with 146637 and 146648.....
146657	25003	Looper Holder Bushing (eccentric) with 146647.....
146647	25003	Looper Holder Bushing Pin.....
836AL	25003	" " Clamping Screw.....
146568	25003	" " Hinge Pin.....
146569	25003	" " Rock Shaft with 140439E.....
*146570	-----	Looper Holder Rock Shaft Bracket..
	Note:	Due to the accuracy required for Looper Rock Shaft alignment, Looper Holder Rock Shaft Bracket cannot be supplied separately and can only be sent out as a unit, Arm, Bar and Looper Holder Rock Shaft Bracket assembled.
143126	-----	Looper Holder Rock Shaft Bracket Oil Pipe Clamping Sleeve Adapter.....
231E	-----	Looper Holder Rock Shaft Bracket Oil Plug Screw.....
4248E	25001	Looper Holder Rock Shaft Bracket Screw (2).....
146571	25003	Looper Holder Rock Shaft Bushing (back).....
448AL	25003	Looper Holder Rock Shaft Bushing (back) Set Screw.....
146572	25003	Looper Holder Rock Shaft Bushing (front).....
448AL	25003	Looper Holder Rock Shaft Bushing (front) Set Screw.....
140439E	25003	Looper Holder Rock Shaft Oil Plug Screw.....
146573	25007	Needle Bar (hollow).....
146574	-----	Needle Bar complete, Nos. 146573 and 146587.....
	Note:	When ordering No. 146574, state gauge required.
146575	25007	Needle Bar Bushing (lower).....
1133E	25007	" " " " Set Screw.....
146576	25007	Needle Bar Bushing (upper).....
1133E	25007	" " " " Set Screw.....
140440J	25007	Needle Bar Bushing (upper) Oil Plug Screw.....
146577	25007	Needle Bar Bushing (upper) Oil Wick.....
146705	25007	Needle Bar Bushing (upper) Oil Wick complete, Nos. 146577, 146580 and 146703.....
146703	25007	Needle Bar Bushing (upper) Oil Wick Clamp and Retainer.....
146583	25007	Needle Bar Bushing (upper) Oil Wick Clip.....

No.	Plate	Name
146724	25007	Needle Bar Connecting Link.....
146581	-----	" " " " 146724 with 146582 and 146725.....
146582	25001	Needle Bar Connecting Link Hinge Stud.....
140552AL	25001	Needle Bar Connecting Link Hinge Stud Clamping Screw.....
1035AL	25001	Needle Bar Connecting Link Hinge Stud Position Set Screw.....
146725	25007	Needle Bar Connecting Stud with 175E.....
175E	25007	Needle Bar Connecting Stud Clamping Screw.....
139110	25007	Needle Bar Connecting Stud Oil Pad (wick).....
139111	25007	Needle Bar Connecting Stud Oil Pad Block.....
146583	25001	Needle Bar Crank with 1035AL, 140542AL and 140552AL.....
140542AL	25001	Needle Bar Crank Position Screw...
146665	25008	" " Thread Retainer (lower)
146666	25008	" " " " (upper)
50163XC	25008	" " " " Screw (2).....
54865	25008	Needle Bar Thread Retainer Screw Washer (2).....
146585	25008	Needle Bar Thread Retainer Bracket
146586	25008	Needle Bar Thread Retainer Bracket complete, Nos. 10107, 140546C, 146585, 146665, 146666 and two each 42483, 50163XC and 54865.
402J	25008	Needle Bar Thread Retainer Bracket Screw.....
42483	25008	Needle Bar Thread Retainer Disc (2).....
140546C	25008	Needle Bar Thread Retainer Disc Screw.....
10107	25008	Needle Bar Thread Retainer Disc Spring.....
146587	25007	Needle Clamp with two 1498F.....
	Note:	When ordering No. 146587, state gauge required.
146588	25006	Needle Guard, for 3/32 in. to 5/32 in. gauges.....
	Note:	When ordering No. 146588, state gauge required.
146644	25006	Needle Guard, for 3/16 in. to 9/32 in. gauges.....
	Note:	When ordering No. 146644, state gauge required.
146645	25006	Needle Guard, for 5/16 in. to 3/8 in. gauges.....
	Note:	When ordering No. 146645, state gauge required.
146742	25006	Needle Guard Holder.....
146743	25006	" " " Bracket.....

No.	Plate	Name
190J	25006	Needle Guard Holder Bracket Screw.
190J	25006	" " " Screw.....
190J	25006	" " " Screw.....
1498F	25007	" Set Screw (2).....
146675	25009	011 Flow Body.....
143061	25009	" " " Gasket (2).....
143062	25009	" " " Window.....
143063	25009	" " " Cap.....
50257J	25009	" " " Screw (4).....
143370	25009	" Lead.....
51369E	25009	" " Screw.....
146593	25009	" Pipe, for 146597.....
146594	25010	" " with two each 143124 and 143125, for oiling Bed Rotary Shaft Intermediate Bearing....
146595	25010	011 Pipe with two each 143124 and 143125, for oiling Looper Rock Shaft Hinge Pin.....
146596	25010	011 Pipe with two each 143124 and 143125, for oiling Thread (under) Take-up Shaft Front Bearing.....
143065	25009	011 Pipe Clamping Sleeve for 146597.....
143066	25009	011 Pipe Clamping Sleeve Nut for 146597.....
146597	25009	011 Pipe complete, from Oil Pump to Arm Shaft (horizontal) Cen- ter Bearing, Nos. 146593 with 143065 and 143066 (For Agents only).....
143124	25010	011 Pipe Clamping Sleeve (6).....
143125	25010	" " " " Nut (6)...
143126	25009	" " " " Adaptor for 146660 (3).....
143126	-----	011 Pipe Clamping Sleeve Adaptor (fastened to Bed) (2).....
146659	25009	011 Pump (centrifugal) Body.....
146660	-----	" " " " 146659 with three 143126.....
143071	25009	011 Pump (centrifugal) Body Posi- tion Pin (2).....
157E	25009	011 Pump (centrifugal) Body Screw (3).....
146600	25009	011 Pump (centrifugal) Cover.....
143073	25009	" " " " Impeller...
50123E	25001	" " " " " "
		Locking Screw.....
146657	25009	011 Pump (centrifugal) Screen....
146658	25009	" " " " " "
		Frame.....
189E	25009	011 Pump (centrifugal) Screen Frame Screw (3).....
146744	25008	011 Removing Wick (head end).....
146745	25008	" " " " " Hold- er Body.....

No.	Plate	Name	
146746	-----	011 Removing Wick (head end) Hold- er Body 146745 with 146744 (for Agents only).....	
140553E	25008	011 Removing Wick (head end) Hold- er Body Hinge Screw.....	
146700	25008	011 Removing Wick (head end) Hold- er Body Stop and Spring Clip..	
	228E	25008	011 Removing Wick (head end) Hold- er Body Stop and Spring Clip Screw.....
146698	25008	011 Removing Wick (head end) Hold- er Body Spring.....	
146696	25008	011 Removing Wick (head end) Hinge Plate and Cover.....	
146697	25008	011 Removing Wick (head end) Hinge Plate and Cover Gasket.....	
	1364X	25008	011 Removing Wick (head end) Hinge Plate and Cover Screw (3).....
146747	25008	011 Removing Wick (head end) Hold- er Body complete, Nos. 228E, 140553E, 146696, 146698, 146700, 146744 and 146745.....	
146604	25003	011 Wick, for oiling Looper Ball Crank Pitman End Bearing (left).....	
146605	25003	011 Wick Holder.....	
193E	25003	" " " Tube Bracket Screw	
146606	25003	" " " Position Bracket with 140036E.....	
140036E	25003	011 Wick Position Bracket Screw...	
139462	25007	Presser Bar.....	
146607	25007	" " " Bushing (lower).....	
1133E	25007	" " " " " Set Screw.....	
146694	25007	Presser Bar Lifting Bracket with 1057AL.....	
	1057AL	25007	Presser Bar Lifting Bracket Clamp- ing Screw.....
146676	25011	Presser Bar Lifting Bracket Lifter	
307X	25011	" " " " " "	
		Hinge Screw.....	
146608	25011	Presser Bar Lifting Lever.....	
146609	25011	" " " " " Exten- sion.....	
161X	25011	Presser Bar Lifting Lever Exten- sion Screw (2).....	
802X	25011	Presser Bar Lifting Lever Hinge Screw.....	
146610	25011	Presser Bar Lifting Lever Spring..	
146611	25007	" " " Spring.....	
146612	25007	" " " Guide Pin.....	
146686	25007	" " " Stop with 190J.....	
190J	25007	" " " Clamping Screw...	
139135	25006	" Foot Plate.....	
26276	25006	" " " Hinge Pin.....	
146613	25006	" " " Shank.....	

No.	Plate	Name
139134	25006	Presser Foot Yielding Heel.....
146614	25006	" " " " Connection
26276	25006	Presser Foot Yielding Heel Connection Hinge Pin.....
37160	25006	Presser Foot Yielding Heel Connection Spring.....
26276	25006	Presser Foot Yielding Heel Hinge Pin.....
146615	25006	Presser Foot (triple hinged) complete, for 3/32" to 5/16" gauges, Nos. 37160, 139134, 139135, 146613, 146614 and three 26276.....
139489	25020	Presser Foot Plate (back).....
26276	25020	" " " " Hinge Pin.....
139490	25020	Presser Foot Plate (front).....
26276	25020	" " " " Hinge Pin.....
146614	25020	Presser Foot Plate Connection.....
26276	-----	" " " " Hinge Pin.....
37160	25020	Presser Foot Plate Connection Spring.....
146613	25020	Presser Foot Shank.....
146753	25020	Presser Foot (triple hinged) complete, for 11/32" and 3/8" gauges, Nos. 37160, 139489, 139490, 146613, 146614 and three 26276.....
131916	25006	Presser Foot Plate.....
26276	25006	" " " Hinge Pin.....
146712	25006	" " Shank.....
146713	25006	Presser Foot (hinged) complete, for 5/32" to 3/8" gauges, Nos. 26276, 131916 and 146712.....
		Note: When ordering Nos. 146615 or 146713, state gauge required.
190J	25006	Presser Foot Screw.....
140441W	25007	Pressure Regulating Thumb Screw...
51614W	25007	" " " " Nut.....
146656	-----	Set of Mated Gears for Upper Shaft, Nos. 143015 and 146653.
146616	-----	Set of Mated Gears for Lower Shaft, Nos. 143015 and 146517.
146617	25008	Slack Thread Controller.....
54242	25008	" " " Clamp.....
176J	25008	" " " Screw.....
140239J	25008	Slack Thread Controller Position Screw.....
143085	25001	Stitch Regulator.....
143134	-----	" " 143085 with 140549E, 143086 and 143378....

No.	Plate	Name
143086	25001	Stitch Regulator Locking Slide....
143087	25001	" " " " Ratchet Wheel.....
143088	-----	Stitch Regulator Locking Slide Ratchet Wheel Pin.....
143378	25001	Stitch Regulator Locking Slide Spring.....
140549E	25001	Stitch Regulator Locking Slide Spring Screw.....
2102	25012	Tension (looper thread) Disc (4)...
51570C	25012	" " " " Regulating Thumb Nut (2).....
140442C	25012	Tension (looper thread) Screw Stud (2).....
146618	-----	Tension (looper thread) Screw Stud 140442C with 51570C (2).....
131740	25012	Tension (looper thread) Spring (2)
59557	25012	" " " " Bushing (large) (2).....
59558	25012	Tension (looper thread) Spring Bushing (small) (2).....
146619	25012	Tension (looper thread) Thread Guard.....
131696	25012	Tension (looper thread) Thread Guide (2).....
54070	25011	Tension (needle thread) Bracket...
140443J	25011	" " " " Screw.....
2102	25011	Tension (needle thread) Disc (4)...
51570C	25011	" " " " Regulating Thumb Nut (2).....
32572	25011	Tension (needle thread) Releasing Disc (2).....
54988	25011	Tension (needle thread) Releasing Pin (2).....
54071	25011	Tension (needle thread) Releasing Shaft.....
54872	25011	Tension (needle thread) Releasing Shaft Crank with 624AL.....
146620	25011	Tension (needle thread) Releasing Shaft Crank Connecting Link...
110C	25011	Tension (needle thread) Releasing Shaft Crank Connecting Link Hinge Screw (2).....
624AL	25011	Tension (needle thread) Releasing Shaft Crank Set Screw.....
316C	25011	Tension (needle thread) Releasing Shaft Stop Screw.....
1547J	25011	Tension (needle thread) Releasing Shaft Stop Screw Nut.....
50326C	25011	Tension (needle thread) Screw Stud (2).....
59559	-----	Tension (needle thread) Screw Stud 50326C with 51570C (2).....
131741	25011	Tension (needle thread) Spring (2)

No.	Plate	Name
59537	25011	Tension (needle thread) Spring Bushing (large) (?).....
59538	25011	Tension (needle thread) Spring Bushing (small) (?).....
131696	25011	Tension (needle thread) Thread Guide (?).....
146664	25012	Thread (looper) Uncurler (?).....
146621	25003	" " Take-up with 465AL
1029J	25003	" " " Screw.....
465AL	25003	" " " Set Screw.
146622	25003	" " " Screw
		Washer (fiber).....
146623	25013	Thread (looper) Take-up Stripper..
146624	25013	" " " "
		Holder with 906AL.....
146625	25013	Thread (looper) Take-up Stripper Plate.....
146603	-----	Thread (looper) Take-up Stripper Plate 146625 with 237J, 139148, 146623, 146624, 146626, 146628 and two 190J...
237J	25013	Thread (looper) Take-up Stripper Plate Screw.....
146626	25013	Thread (looper) Take-up Stripper Plate Support Plate (?).....
		Note: One No. 146626 is fastened onto Machine Bed.
190E	25013	Thread (looper) Take-up Stripper Plate Support Plate Screw (4).
906AL	25013	Thread (looper) Take-up Stripper Set Screw.....
139148	25013	Thread (looper) Take-up Stripper Staple.....
190J	25013	Thread (looper) Take-up Stripper Staple Screw (?).....
146627	25013	Thread (looper) Take-up Thread Guide (left).....
237J	25013	Thread (looper) Take-up Thread Guide (left) Screw.....
146628	25013	Thread (looper) Take-up Thread Guide (right).....
237J	25013	Thread (looper) Take-up Thread Guide (right) Screw.....
146631	25012	Thread (looper) Thread Tube.....
1628X	25012	" " " " Screw
		Stud Nut.....
146671	25012	Thread (looper) Thread Tube Screw Stud Nut Washer.....
146632	25012	Thread (looper) Thread Tube Thread Guide.....
50027J	25012	Thread (looper) Thread Tube Thread Guide Screw.....
139158	25013	Thread (needle) Thread Guide (left).....
229J	25013	Thread (needle) Thread Guide (left) Screw (?).....

No.	Plate	Name
139158	25013	Thread (needle) Thread Guide (right).....
229J	25013	Thread (needle) Thread Guide (right) Screw (?).....
146629	25013	Thread (needle) Thread Guide Bracket.....
140443J	25013	Thread (needle) Thread Guide Bracket Screw.....
146630	25013	Thread (needle) Thread Guide Bracket Support.....
217J	25013	Thread (needle) Thread Guide Bracket Support (lower) Screw.
237J	25013	Thread (needle) Thread Guide Bracket Support (upper) Screw.
146633	25013	Thread (needle) Eyelet (side of arm).....
176J	25013	Thread (needle) Eyelet (side of arm) Position Screw.....
7071	25013	Thread (needle) Eyelet (side of arm) Position Screw Washer....
724J	25013	Thread (needle) Eyelet (side of arm) Screw.....
146634	25007	Thread (needle) Eyelet Take-up with 202E.....
202E	25007	Thread (needle) Eyelet Take-up Clamping Screw.....
54095	25007	Thread (needle) Eyelet Take-up Plate.....
68164	25007	Thread (needle) Eyelet Take-up Plate Spring.....
1449J	25007	Thread (needle) Eyelet Take-up Plate Spring Screw.....
146635	25007	Thread (needle) Take-up complete, Nos. 1449J, 54095, 68164 and 146634.....
146636	25006	Throat Plate for 3/32" to 3/8" gauges, for 146531.....
146714	25006	Throat Plate for 5/32" to 3/8" gauges, for 146711.....
		Note: When ordering Nos. 146636 or 146714, state gauge required.
691F	25006	Throat Plate Screw (?).....
*15404	-----	Trade Mark.....
143176	-----	" " Rivet (?).....

FOOT LIFTER PARTS

No.	Plate	Name
150452	25017	Treadle complete, Nos. 4379, 4892, 128249, 129360, 150451 and two wood screws 1 in. No. 16 F.H.

KNEE LIFTER PARTS

No.	Plate	Name
37563	-----	Chain, length 15 in., with 56864 and 56865.....
56864	-----	Chain hook (large).....
56865	-----	" " (small).....
2763	25017	Rock Shaft.....
12242	25017	" " Hanger with two wood screws 1 in. No. 10 F.H. (2)...
6335	25017	Rock Shaft Knee Arm.....
6336	-----	Rock Shaft Knee Arm complete, Nos. 2766, 2767 and 6335.....
2766	25017	Rock Shaft Knee Arm Hub with 356C.
356C	25017	" " " " " " Set Screw.
2767	25017	" " " " " " Plate with 356C...
356C	25017	" " " " " " Set Screw...
6337	25017	" " Lifting Bracket with two 356C.....
7125	25017	Rock Shaft Lifting Bracket Hook...
356C	25017	" " " " " " " " Set Screw.....
356C	25017	Rock Shaft Lifting Bracket Set Screw.....
2770	25017	Rock Shaft Stop Dog with 140219C...
140219C	25017	" " " " " " Set Screw.....
23767	25017	Rock Shaft complete, Nos. 2763, 2770, 6336, 6337, 7125 and two 12242.....

LAP SEAM FELLERS

No.	Plate	Name
160619	25019	Lap Seam Feller (adjustable) on Shank for light and medium weight material.....
160622	25019	Lap Seam Feller on Shank with Yielding (lower) Scroll for medium-heavy weight material..
1423J	25019	Lap Seam Feller Screw (2).....

THREAD UNWINDER

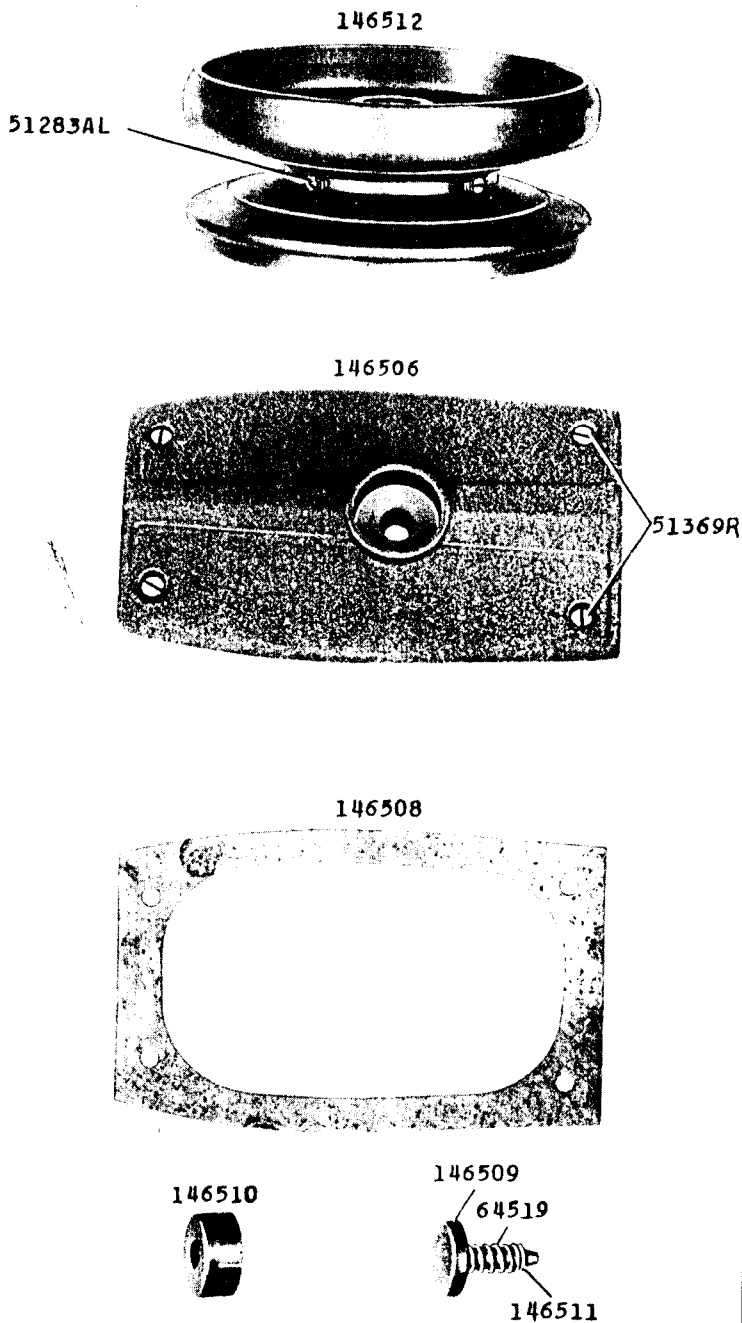
FOR FOUR SPOOLS

No.	Plate	Name
151032	25018	Base with 138R (and three wood screws 1 in. No. 12 F.H.).....
225257	25018	Spool Rest with 201018C (2).....
151033	25018	" " " Bracket.....
151034	25018	" " " " Rod.....
138R	25018	" " " " " Set Screw..
51276R	-----	" " " " " Screw.....
150203	25018	" " " Cushion (felt) (4).....
201018C	25018	" " " Set Screw (2).....
151035	25018	Thread Guide (4).....
1521R	25018	" " " Nut (8).....
9525	25018	" " " " Washer (8).....
151037	25018	Thread Unwinder complete, for four spools Nos. 51276R, 151032, 151033, 151034, two 225257, four each 150203, 151035 and eight each 1521R and 9525.....

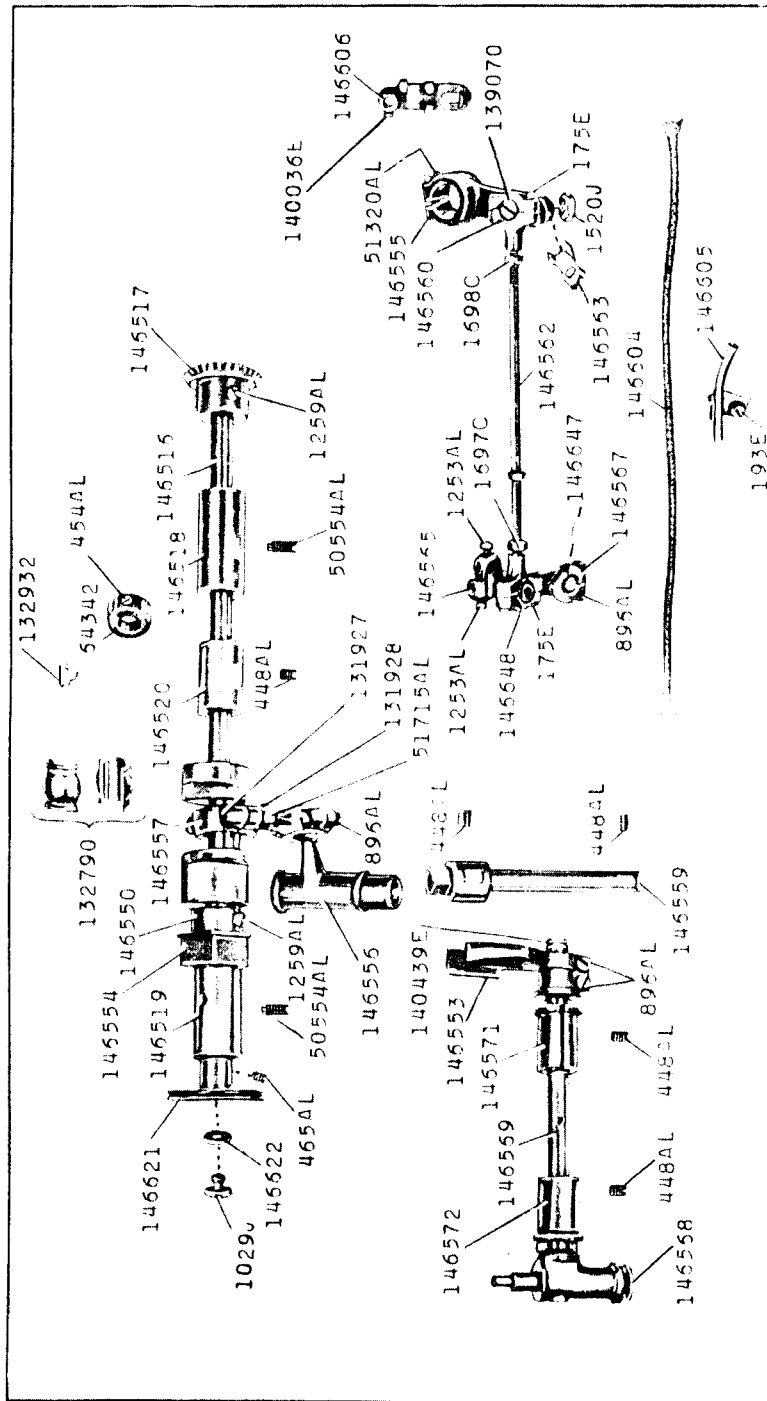
SINGER Needles should be used
in SINGER Machines.
These Needles and their Containers
are marked with the
Company's Trade Mark "SIMANCO. ***" 1

Needles in Containers marked
"FOR SINGER MACHINES"
are NOT **SINGER** made needles. 2

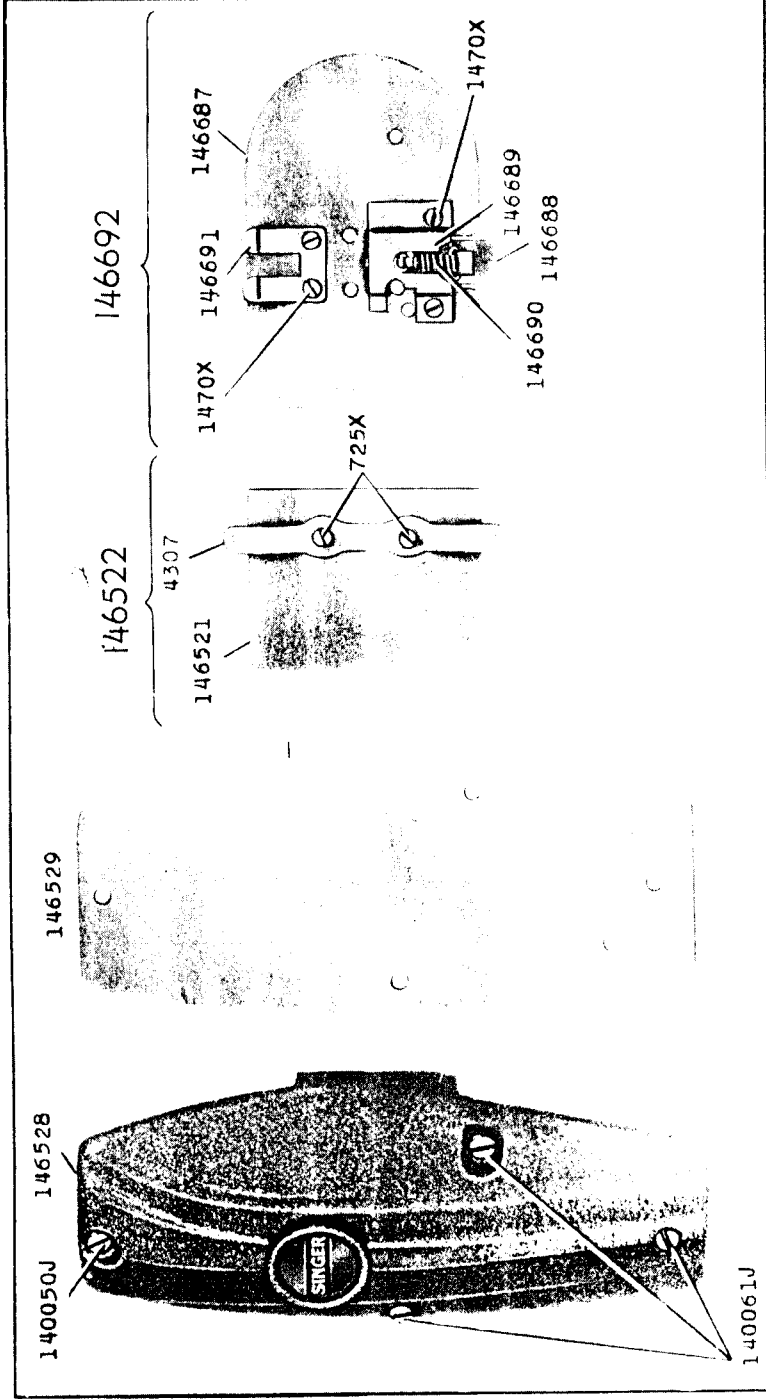
25002 - 1/2



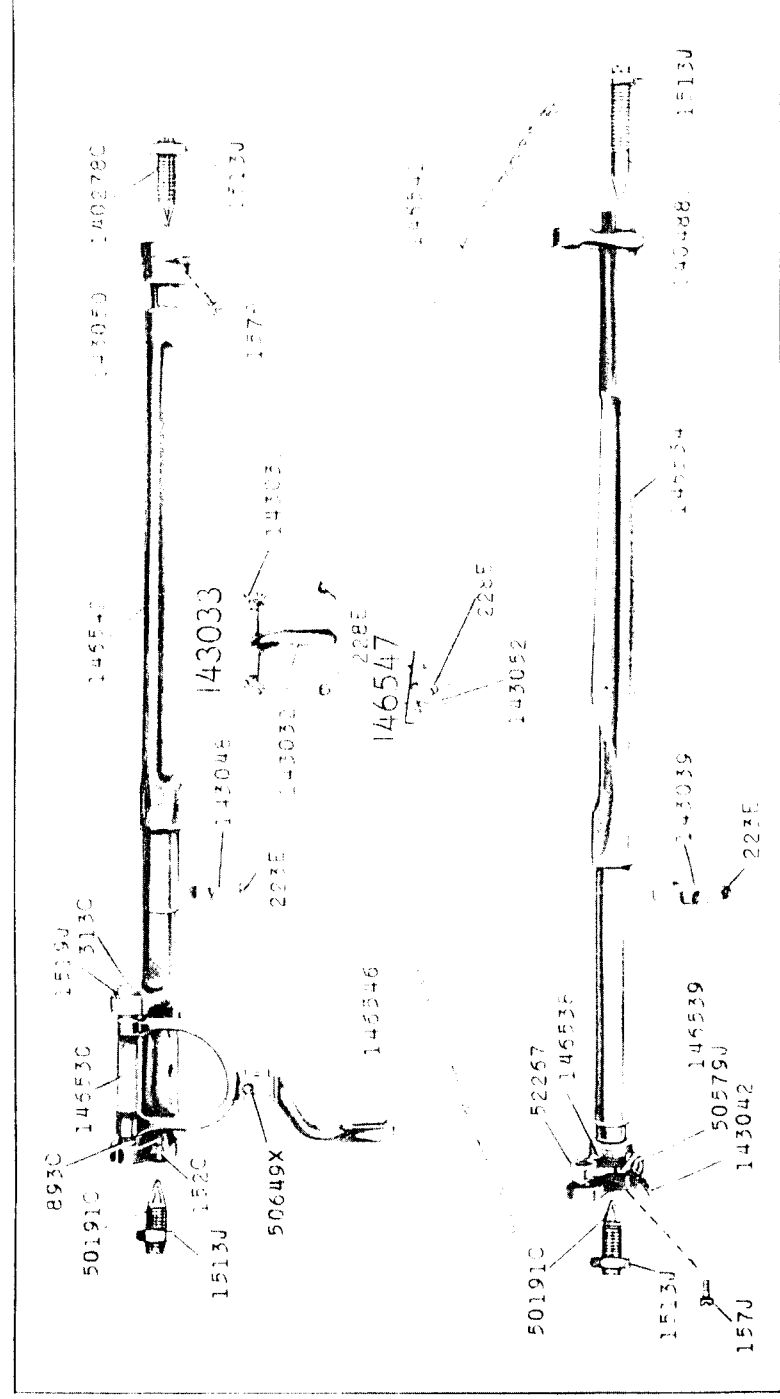
25003 - 1/3



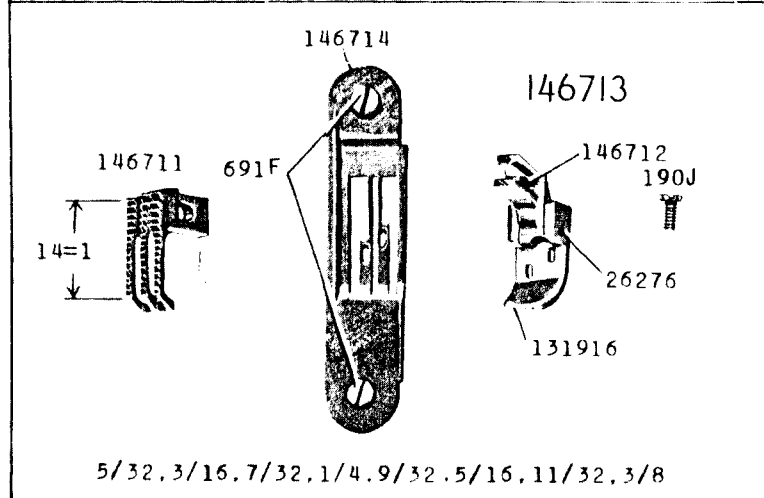
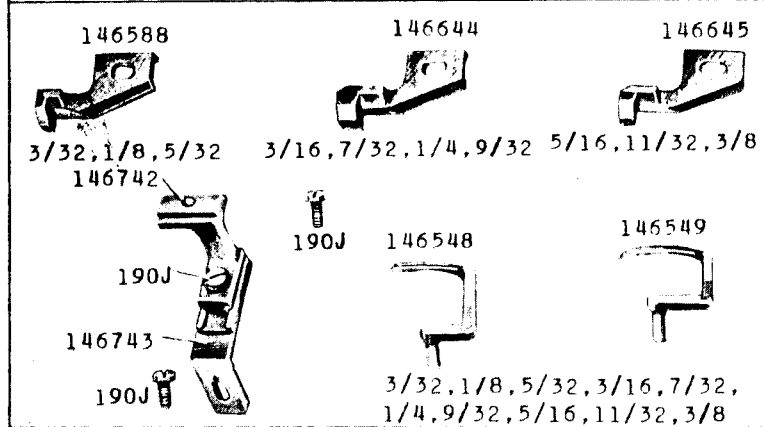
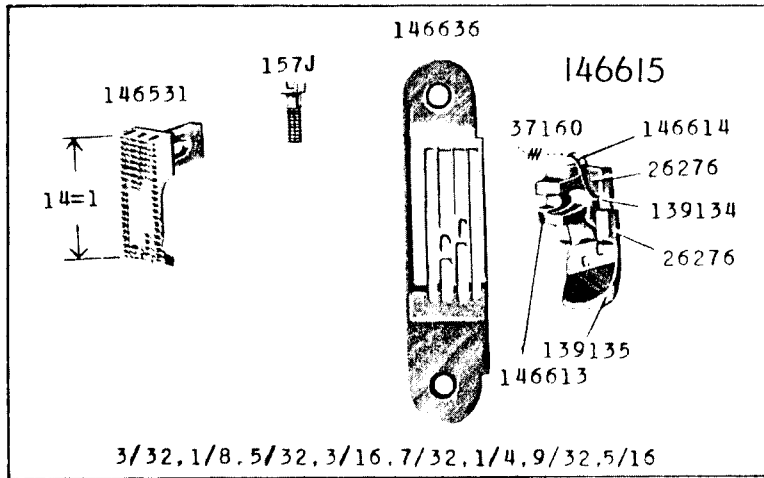
25004 - 1/2



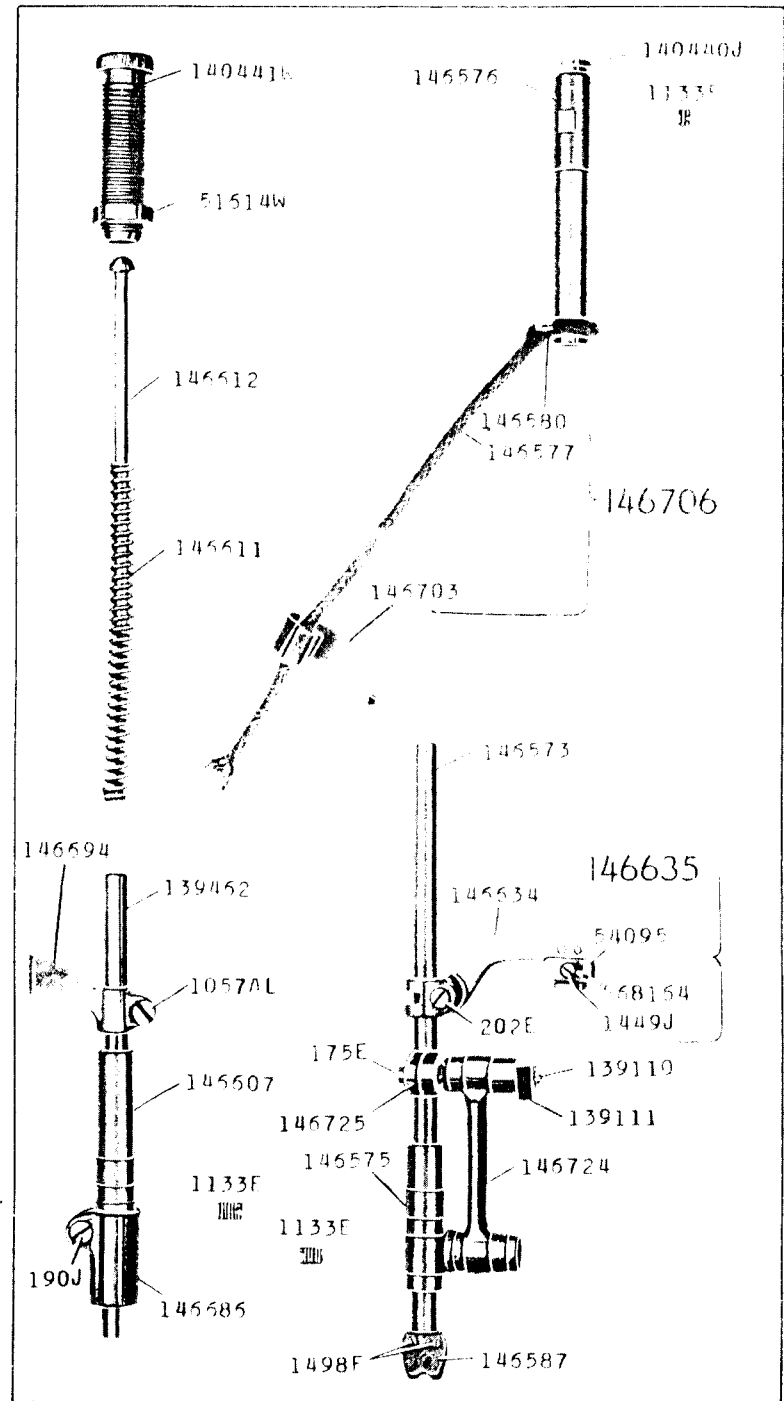
25005 - 1/3



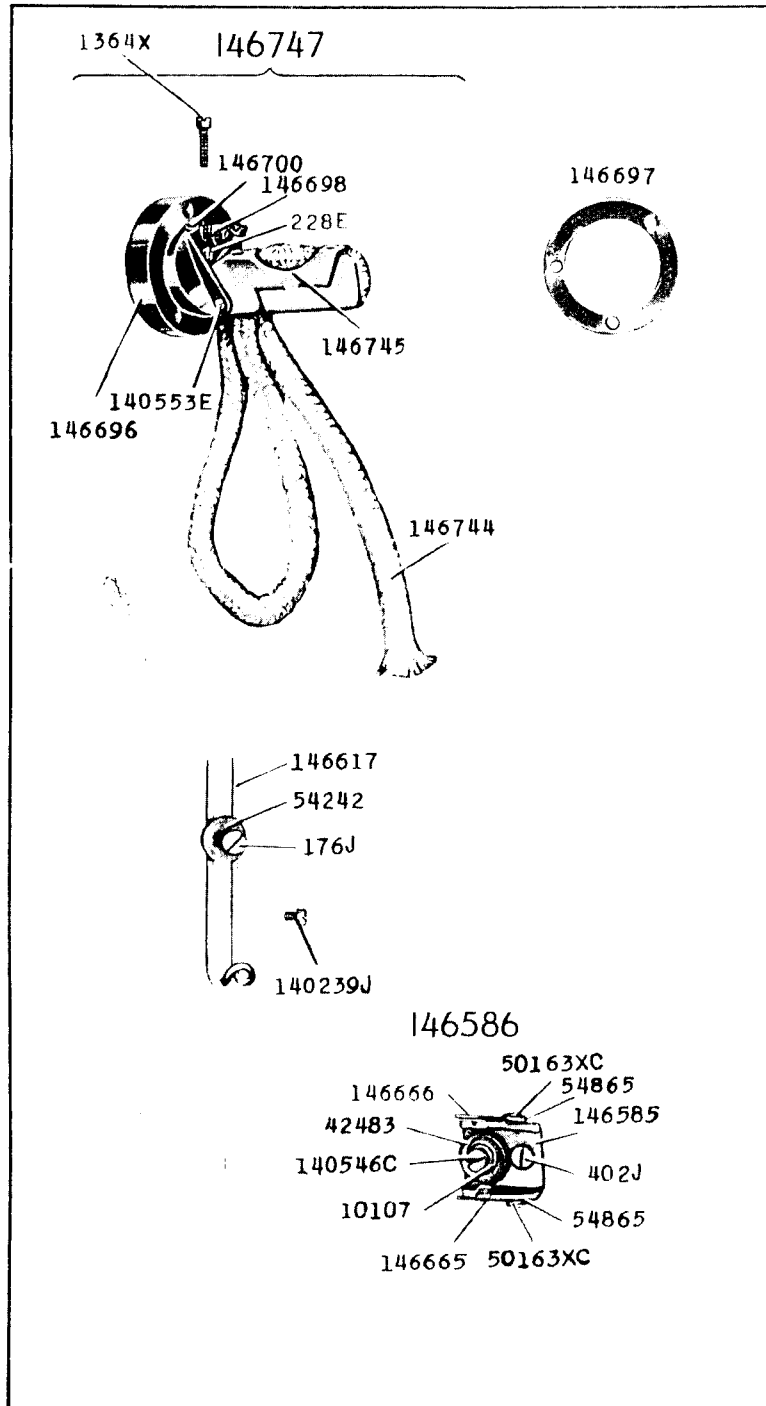
25006 - 1/2



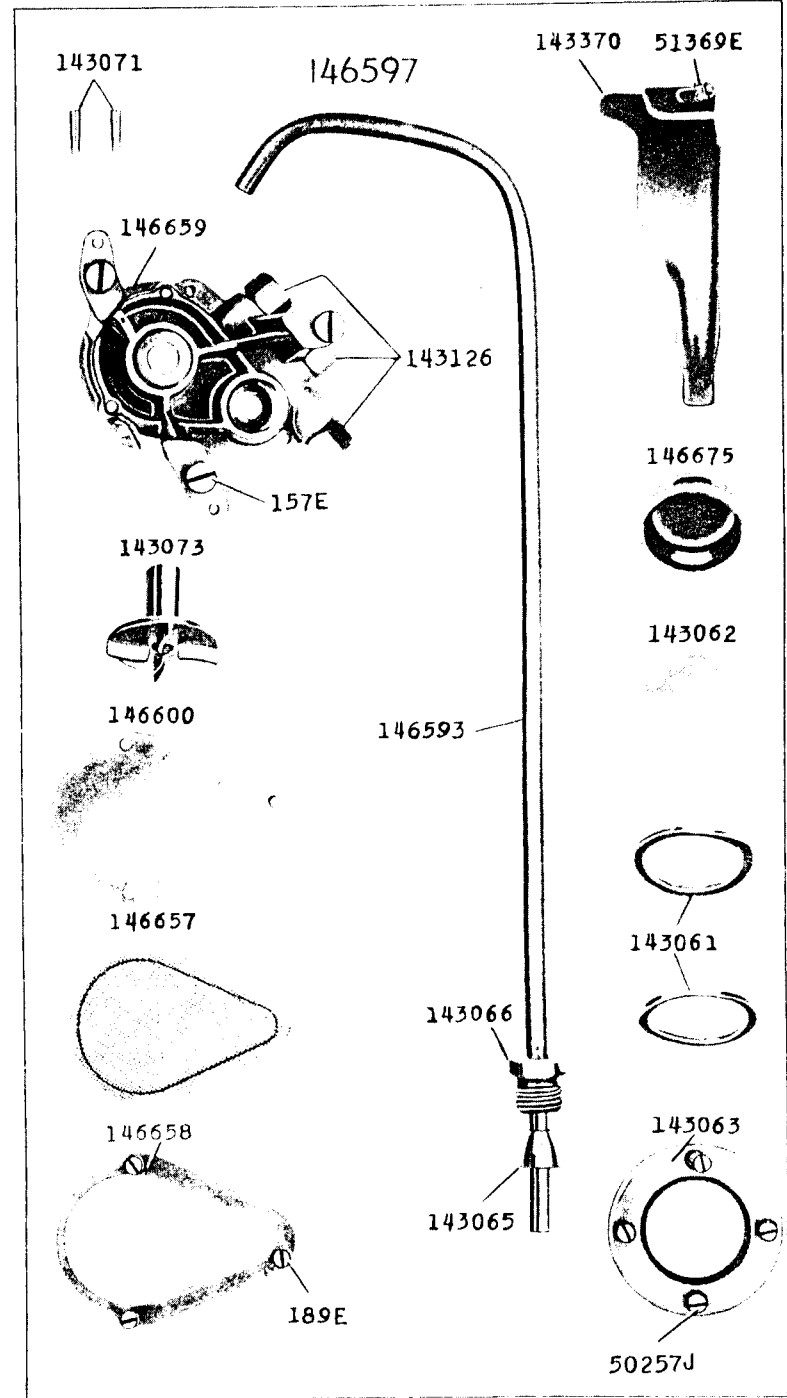
25007 - 1/2



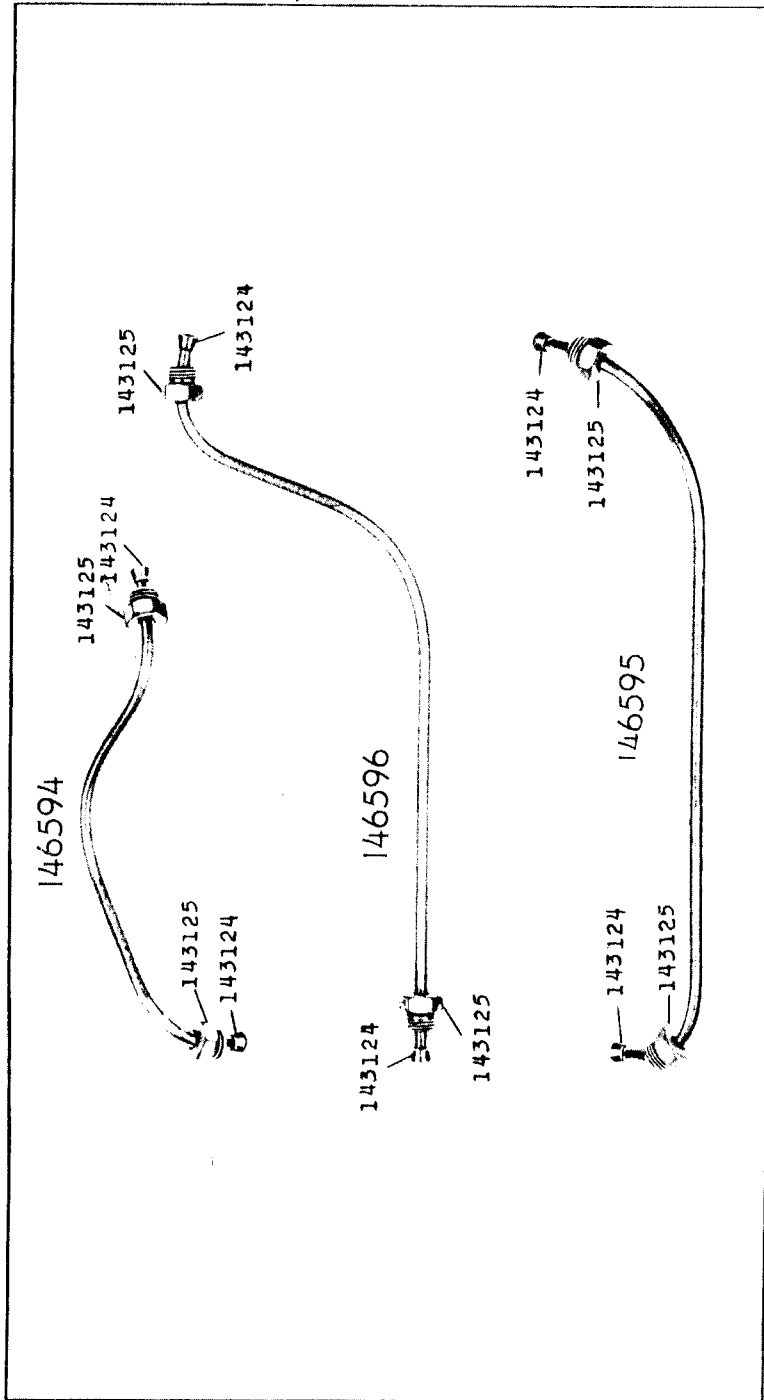
25008 - 2/3



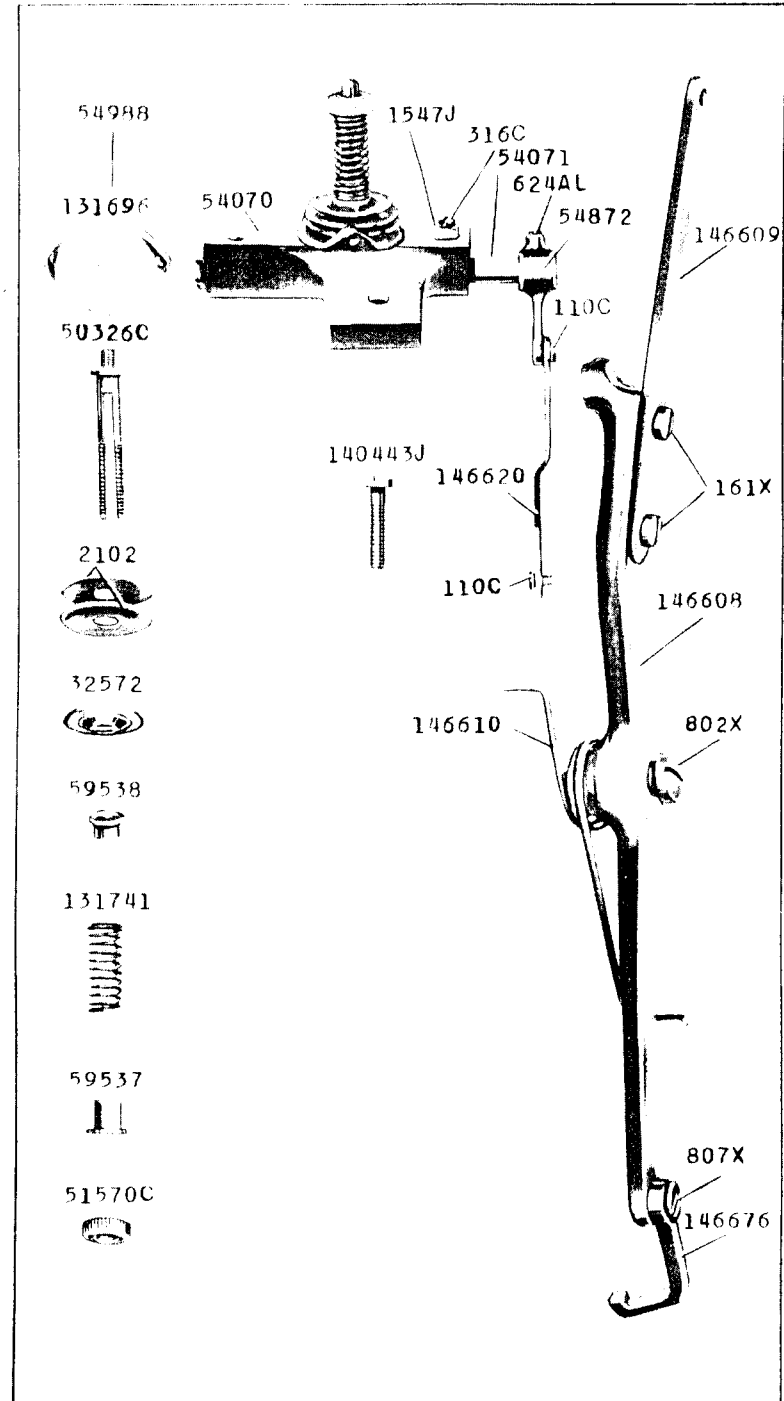
25009 - 1/2



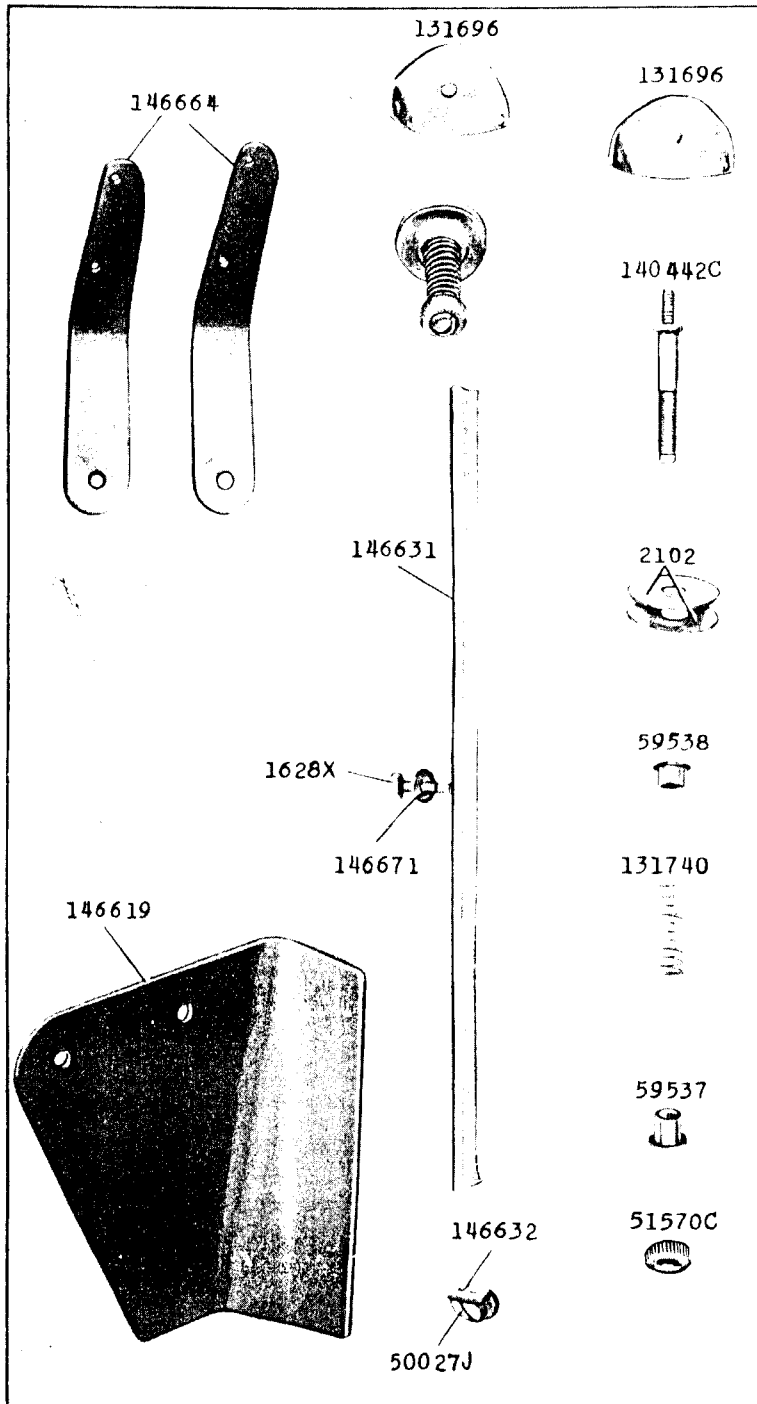
25010 - 1/2



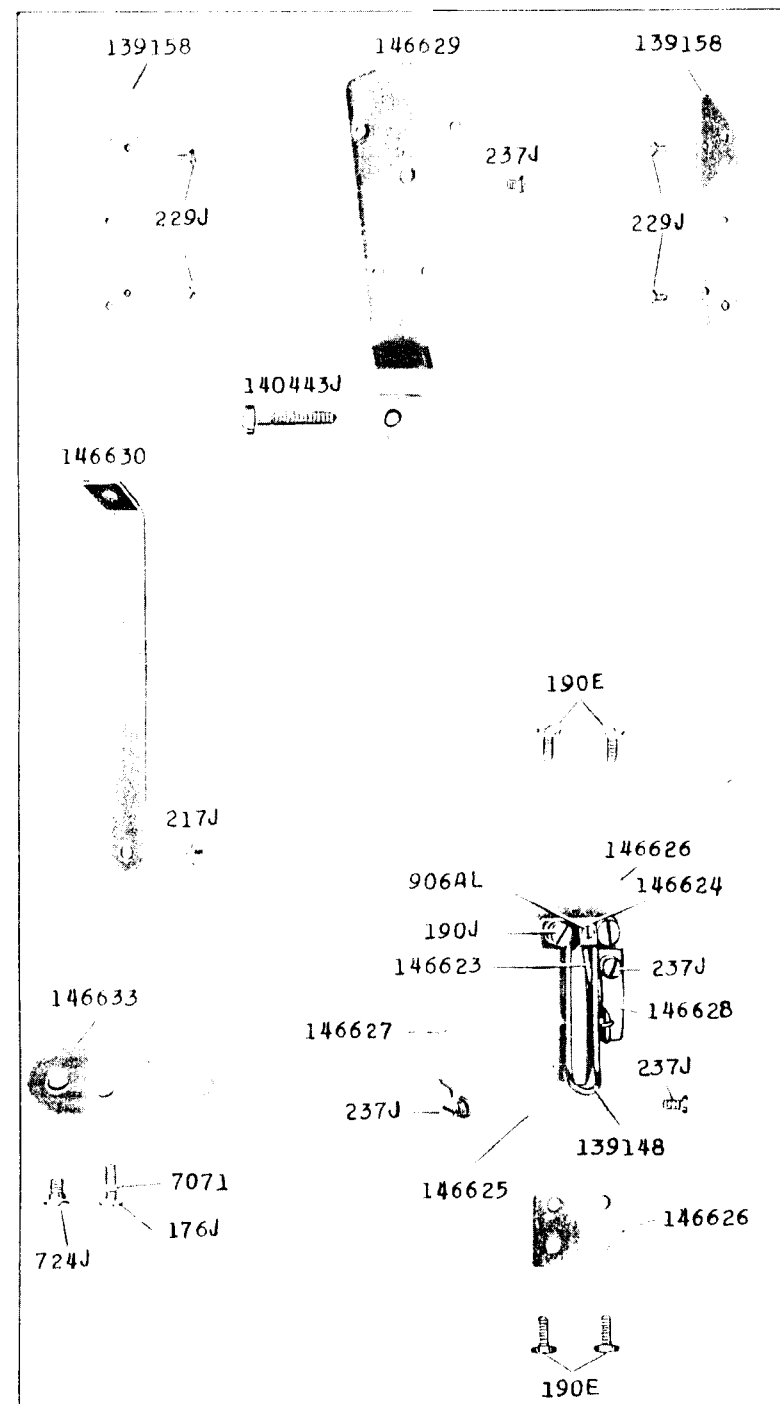
25011 - 1/2

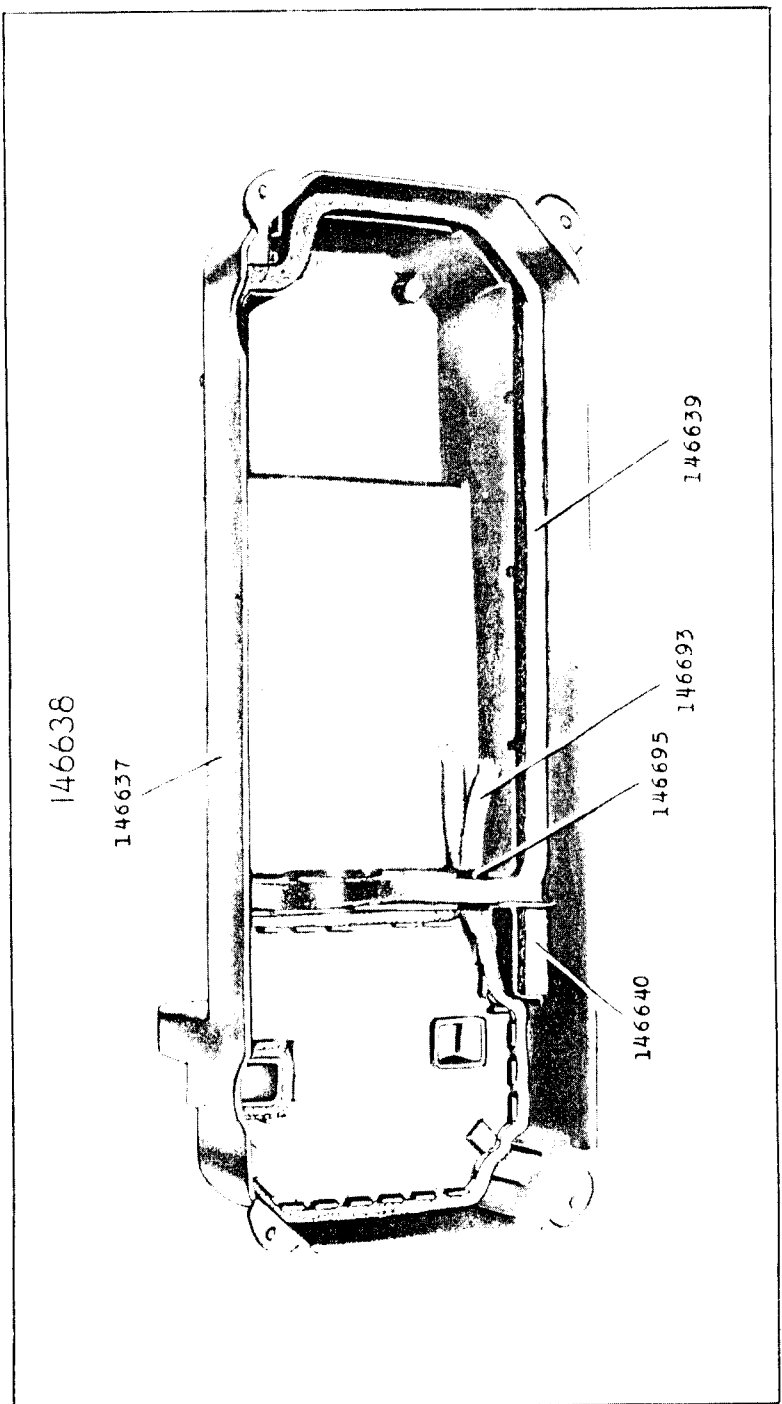
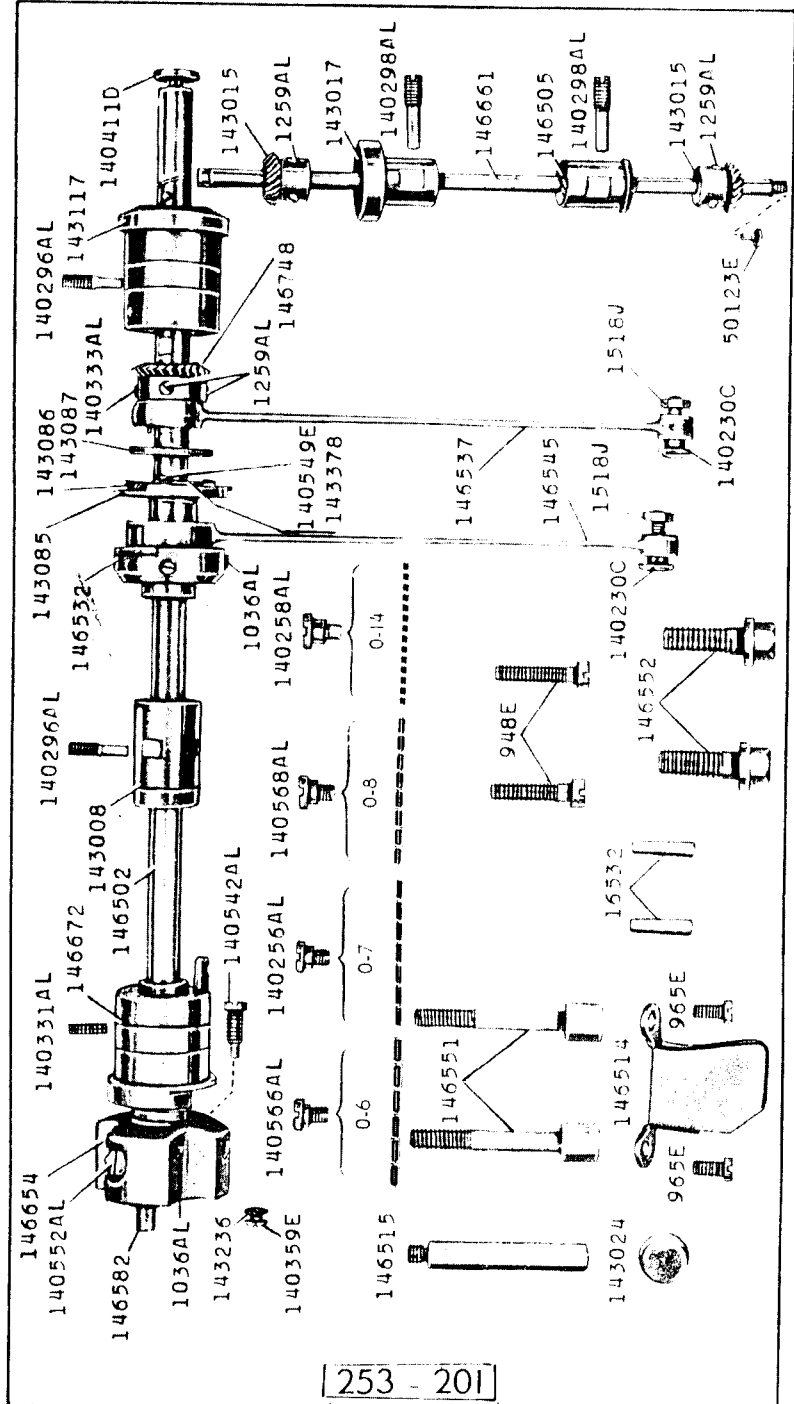


25012 - 1/2

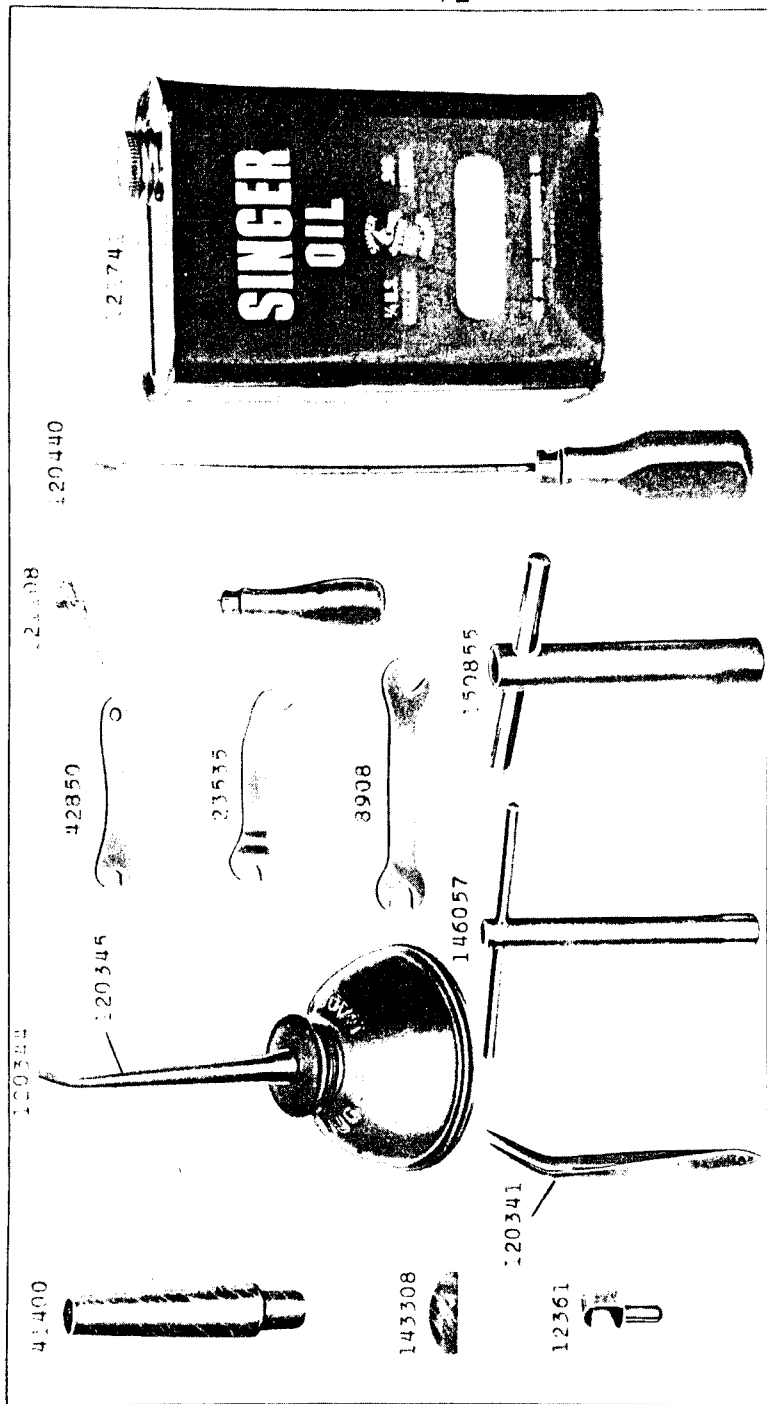


25013 - 1/2

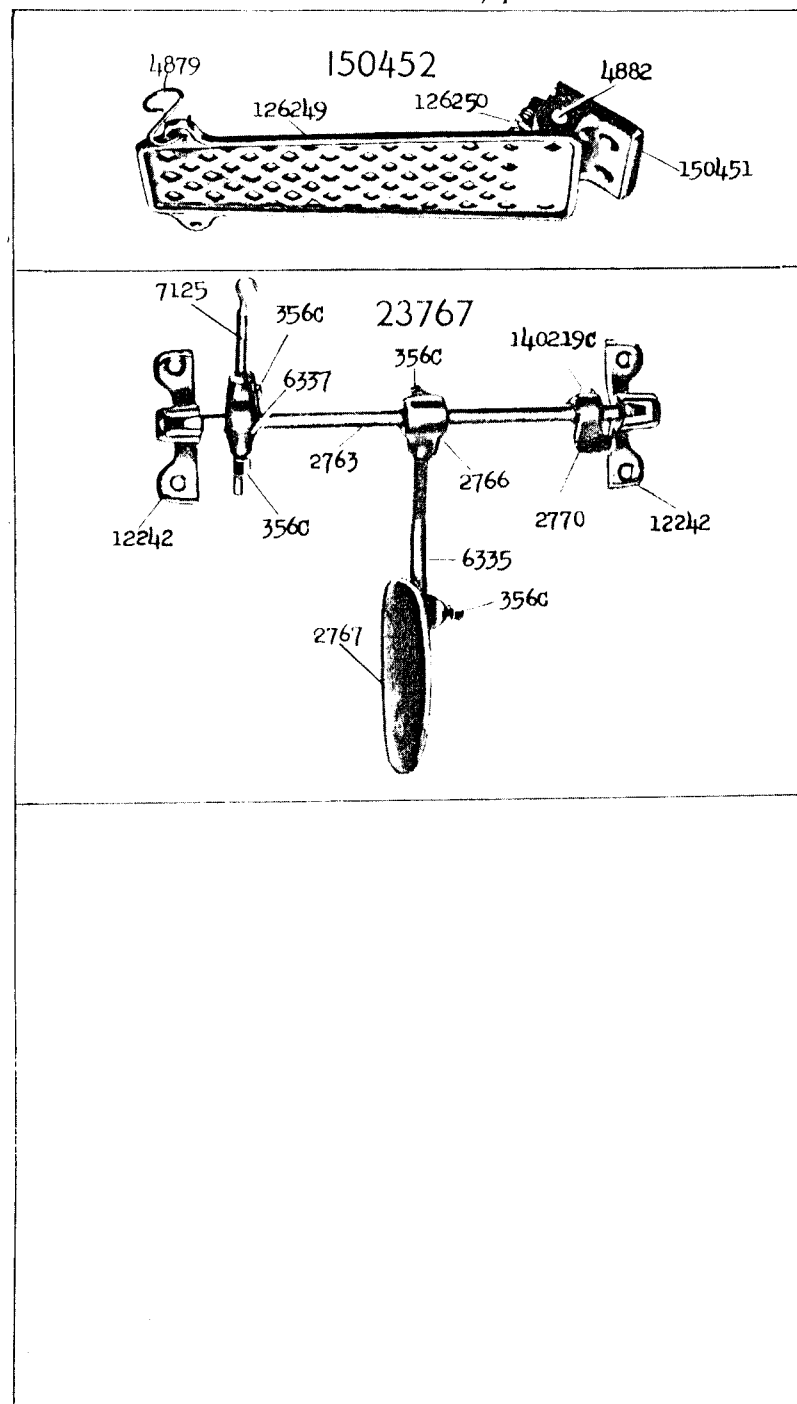




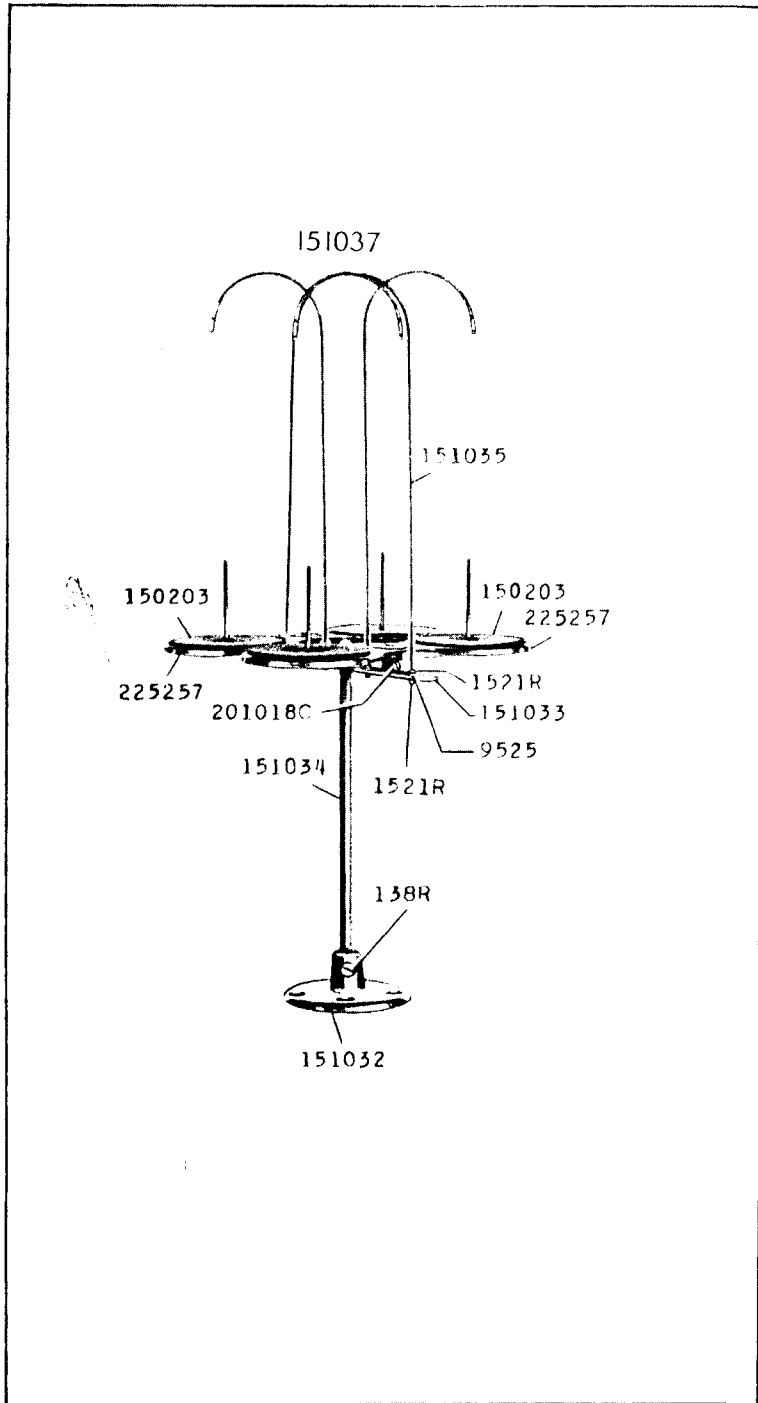
25016 - 1/2



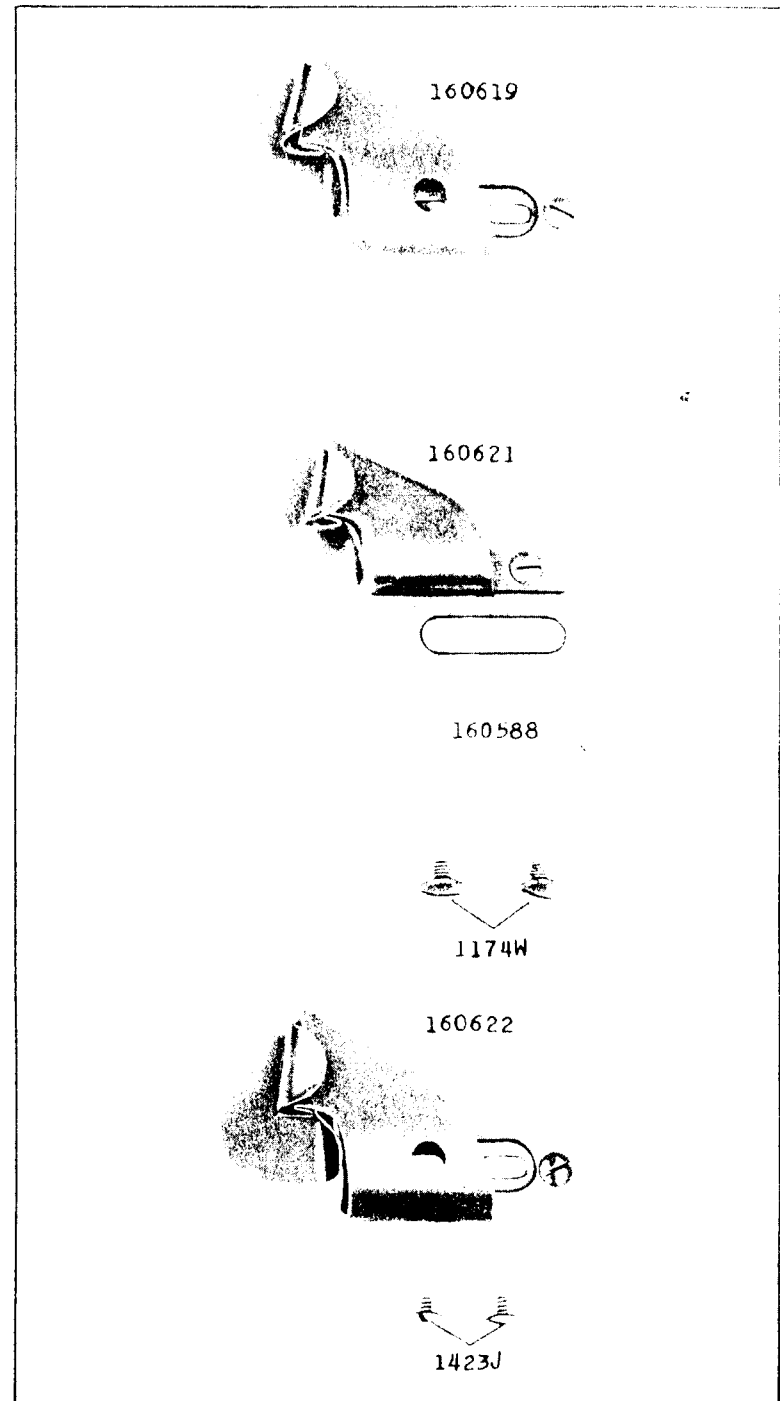
25017 - 1/4



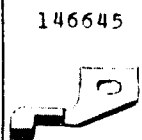
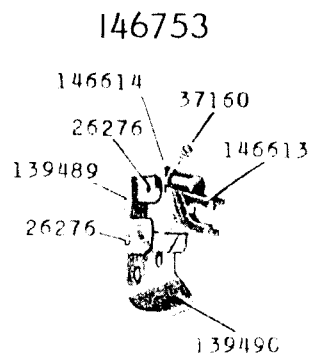
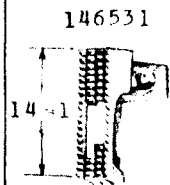
25018 - 1/6



25019 - 1/2



25020 - 1/2



11/32, 3/8