

**SINGER**  
**27W1 & 27W20**

PRICE LIST  
OF  
PARTS  
AND  
COMBINATIONS  
FOR  
27 w 1 and 27 w 20  
SEWING MACHINES

THE SINGER MANUFACTURING CO.

BRIDGEPORT, CONN.

INSTRUCTIONS FOR ORDERING

In ordering from this list, use **ONLY** the **PART** number in the **FIRST** column.

The number stamped on Sewing Machine parts is in every case the number of the single part only.

Every combination of parts sent out as such has its specific number, which, although not stamped on the parts, must be used when ordering the combination.

Each number always indicates the **SAME PART** in whatever list it appears, or for whatever Machine.

The letters after some of the numbers indicate the style of finish only, as follows:

- A. Hardened, Polished and Plated.
- B. Polished and Plated.
- C. Hardened only.
- D. Polished only.
- E. Soft, not polished.

These letters **MUST BE USED** when they appear in the list and **AFTER** the number, as in the list.

In this series

200001 to 201500 are Screw Numbers.

201501 to 201800 are Nut Numbers.

201801 to 202000 are Roller Numbers.

202001 and upward are numbers of Machine Parts.

The figures in the second column refer only to the plate in which the illustration of the **PART** is shown and are **NOT TO BE USED** in ordering.

Two or more numbers over a cut indicate that the difference between such parts is not visible in an illustration.

Parts marked with an asterisk (\*) are furnished only when repairs are made at factory.

## INDEX

	Page
Machine No. 27 w 1.....	1
"    "    27 w 20.....	11

## COMBINATIONS

New No.	Formerly No.	Page
226500.....	3.....	21
226508.....	4.....	23
226516.....	7.....	24
226523.....	8.....	26
226369.....	9.....	28
226528.....	11.....	29
226536.....	13.....	31
226377.....	17.....	33
226547.....	20.....	34
226386.....	25.....	36
226392.....	26.....	38
226551.....	28.....	39
226569.....	33.....	43
226616.....	35.....	46
226657.....	37.....	49
226578.....	40.....	51
226362.....	41.....	53
226587.....	42.....	56
226590.....	43.....	59
226363.....	44.....	62
226596.....	45.....	65
226599.....	47.....	69
226603.....	48.....	72
226411.....	50.....	76
226430.....	51.....	79
226620.....	55.....	83
226623.....	57.....	86
226631.....	59.....	89
226443.....	60.....	92
226632.....	62.....	95
226636.....	63.....	98
226646.....	64.....	100

## COMBINATIONS

New No.	Formerly No.	Page
226784.....	65.....	102
226655.....	66.....	105
226790.....	67.....	107
226461.....	68.....	109
226661.....	69.....	111
226670.....	70.....	114
226677.....	71.....	117
226682.....	72.....	119
226692.....	73.....	122
226698.....	74.....	124
226702.....	75.....	127
226709.....	76.....	129
226478.....	77.....	131
226714.....	78.....	134
226719.....	79.....	137
226725.....	80.....	140
226734.....	81.....	142
226737.....	82.....	144
226746.....	83.....	147
226751.....	84.....	149
226493.....	87.....	151
226793.....	94.....	153
226756.....	95.....	156
226765.....	96.....	159
226772.....	98.....	162
226780.....	99.....	165
226788.....	100.....	167
226789.....	101.....	169

No.	Plate	Name	Each
204802	---	Arm Shaft Bushing (front) with 202126 and 202241 .....	35
202244	10279	Arm Shaft Bushing (front) Oil Packing (wick) .....	02
200502B	11303	Arm Shaft Bushing (front) Oil Packing Thumb Screw .....	25
202126	10434	Arm Shaft Bushing (front) Position Pin	01
200342	11303	Arm Shaft Bushing (front) Set Screw...	03
204804	11301	Arm Shaft Connection with 204166, 204167 and four 200054r .....	80
*204166	---	Arm Shaft Connection Cap (lower) .....	---
*204167	---	Arm Shaft Connection Cap (upper) .....	---
200054E	10434	Arm Shaft Connection Screw .....	03
204805	11301	Balance Wheel (power) 5 $\frac{1}{2}$ in. diam. (belt groove 3 in. diam.) with 200328c and 200335c .....	1 00
Note: No. 204805 is sent with this Machine unless another Balance Wheel is specified on order.			
204169B	---	Balance Wheel 5 $\frac{5}{8}$ in. diam. with 200328c and 200335c for 204170 .....	1 00
200062	10434	Balance Wheel Adjusting Screw .....	07
200328c	10434	Balance Wheel Position Screw .....	04
204170	---	Balance Wheel Pulley (loose) 3 in. diam.	20
202015	10434	Balance Wheel Pulley Spring Washer...	05
200335c	10434	Balance Wheel Set Screw .....	01
201569B	10434	Balance Wheel Thumb Nut with 200609c	35
200609c	10434	Balance Wheel Thumb Nut Stop Screw...	03
202016	10434	Balance Wheel Thumb Nut Stop Screw Washer .....	05
204172	---	Balance Wheel (belt groove 3 in. diam.) complete, Nos. 201569B, 202015, 202016, 204169B and 204170 .....	1 70
*203328	---	Bed with 202064 .....	5 00
202258	11003	Bed Hinge Connection .....	08
200570E	10434	Bed Hinge Connection Screw .....	05
202259	11003	Bed Hinge Plate with two $\frac{3}{8}$ in. No. 13 Wood Screws .....	08
203206	11003	Bed Slide (back) .....	30
203207	11003	Bed Slide (front) .....	25
203208	11228	Bobbin (formerly "4") .....	05
203210	11228	Bobbin Case Base with 202056, 203211 to 203213 and 203216 .....	55

No.	Plate	Name	Each
*203211	---	Bobbin Case Base Latch .....	05
*202056	---	Bobbin Case Base Latch Pin .....	01
*203212	---	Bobbin Case Base Latch Plunger .....	02
*203213	---	Bobbin Case Base Latch Spring .....	01
203209	11228	Bobbin Case Cap with 200593, 203214, 203215 and two 200594c .....	25
203214	11228	Bobbin Case Tension Spring (formerly "F") .....	05
200593	11228	Bobbin Case Tension Spring Regulating Screw .....	02
200594c	11228	Bobbin Case Tension Spring Screw .....	02
203215	11228	Bobbin Case Thread Guide .....	03
200594c	11228	Bobbin Case Thread Guide Screw .....	02
203216	11228	Bobbin Case Washer (cloth) Per 100 .....	25
203217	11228	Bobbin Case complete, Nos. 203209 and 203210 .....	80
204184	11301	Face Plate with 200366c, 200368c, 202090, 204185, 204281 and two 200385c .....	75
200053c	10435	Face Plate Screw .....	04
204185	10435	Face Plate Thread Guide .....	03
200385c	10435	Face Plate Thread Guide Set Screw .....	02
204186	11301	Face Plate complete, Nos. 200435, 200309c, 200319c, 200577, 204059, 204184, 204267, 204272 and 204277 to 204280 .....	2 40
203303	11032	Feed Bar with 204189 .....	40
200244c	10435	Feed Bar Hinge Screw .....	12
201525E	10435	Feed Bar Hinge Screw Nut .....	03
204188	10435	Feed Bar Spring .....	03
204189	10435	Feed Bar Spring Hook .....	01
211002	11350	Feed Dog for 211001 .....	60
200406E	10435	Feed Dog Screw .....	02
203233	11005	Feed Driving Cam (formerly "V-4") with 200378c and 200437c .....	50
204192	10436	Feed Driving Cam Fork-lever .....	70
204193	11003	Feed Driving Cam Fork-lever Connection with 200668c and 201525E .....	25
204194	10438	Feed Driving Cam Fork-lever Connection Clamp with 200031c .....	45
200031c	10438	Feed Driving Cam Fork-lever Connection Clamp Pinch Screw .....	01
200668c	10438	Feed Driving Cam Fork-lever Connection Clamp Screw Stud .....	06
204525E	10435	Feed Driving Cam Fork-lever Connection Clamp Screw Stud Nut .....	03
200002E	10436	Feed Driving Cam Fork-lever Connection Hinge Screw .....	07
201522	10436	Feed Driving Cam Fork-lever Connection Hinge Screw Nut .....	03

No.	Plate	Name	Each
204195	10436	Feed Driving Cam Fork-lever Shaft.....	15
204197	10436	Feed Driving Cam Fork-lever Shaft Collar with 200143c.....	15
200143c	10436	Feed Driving Cam Fork-lever Shaft Collar Set Screw.....	03
204293	10436	Feed Driving Cam Fork-lever Shaft Position Pin.....	01
204196	10436	Feed Driving Cam Fork-lever Shaft Sleeve (split).....	25
200043c	10436	Feed Driving Cam Fork-lever Shaft Sleeve Set Screw.....	04
201524e	10436	Feed Driving Cam Fork-lever Shaft Sleeve Set Screw Nut.....	03
204198	11304	Feed Driving Cam Fork-lever complete, Nos. 204192, 204194, 204195 and 204293	1 30
200437c	10436	Feed Driving Cam Position Screw.....	06
200378c	10436	Feed Driving Cam Set Screw.....	02
204294	11301	Feed Driving Rock Shaft.....	35
202305c	10436	Feed Driving Rock Shaft Center.....	06
200043c	10436	Feed Driving Rock Shaft Center Set Screw .....	04
204200	10435	Feed Driving Rock Shaft Crank with 204189 (on left side) and two 200383c..	35
200383c	10435	Feed Driving Rock Shaft Crank Set Screw	02
200892	11005	Feed Driving Rock Shaft Screw Center 200411 with 204512 (for repairs only)..	10
204512	—	Feed Driving Rock Shaft Screw Center Nut (for repairs only).....	05
203235	11005	Feed Lifting Cam (formerly "2") with 202126 .....	75
204202	11003	Feed Lifting Cam Fork with 200027c....	75
200027c	11005	Feed Lifting Cam Fork Pinch Screw....	04
202126	10434	Feed Lifting Cam Position Pin.....	01
200045c	11005	Feed Lifting Cam Screw.....	03
203305	11301	Feed Lifting Rock Shaft.....	35
202305c	10436	Feed Lifting Rock Shaft Center.....	06
200043c	10436	Feed Lifting Rock Shaft Center Set Screw	04
*202276	—	Feed Lifting Rock Shaft Slide Block....	—
203238	11005	Feed Lifting Rock Shaft Slide Block 202276 with 200243e and 204534.....	35
200243e	11005	Feed Lifting Rock Shaft Slide Block Hinge Screw.....	08
204534	11005	Feed Lifting Rock Shaft Slide Block Hinge Screw Nut.....	03

No.	Plate	Name	Each
204206	11003	Feed Regulating Handle.....	10
204207	11003	Feed Regulating Handle 204206 with 200098c, 202622, 204208 to 204210 and 204213 .....	55
204208	10438	Feed Regulating Handle Adjustable Stop	05
200098c	10438	Feed Regulating Handle Adjustable Stop Screw .....	03
204209	10438	Feed Regulating Handle Position Pin...	04
204210	10438	Feed Regulating Handle Shaft.....	20
204211	10438	Feed Regulating Handle Shaft Crank with 200078c.....	20
204212	10438	Feed Regulating Handle Shaft Crank Link .....	15
200271e	10438	Feed Regulating Handle Shaft Crank Link Hinge Screw (lower).....	05
200294e	10438	Feed Regulating Handle Shaft Crank Link Hinge Screw (upper).....	05
200078c	10438	Feed Regulating Handle Shaft Crank Set Screw .....	03
204213	10438	Feed Regulating Handle Shaft Sleeve (split) .....	15
200362c	10411	Feed Regulating Handle Shaft Sleeve Set Screw .....	03
202622	10438	Feed Regulating Handle Shaft Sleeve Washer .....	01
202036	10438	Feed Regulating Handle Shaft Stop Pin	01
204214	—	Feed Regulating Handle complete, Nos. 200294, 204207, 204211 and 204212....	95
*203239	—	Hook (sewing).....	—
203240	11228	Hook (sewing) 203239 with 200600, 200616 and 203254 .....	2 20
203290	11228	Hook and Bobbin Case complete, Nos. 203217 and 203240.....	3 00
203241	11007	Hook bevel Gear-Socket, 24 teeth, with 200555 .....	85
200555	11007	Hook bevel Gear-Socket Screw.....	05
203242	11007	Hook bevel Pinion, 24 teeth, with two 200383c .....	1 00
200383c	10435	Hook bevel Pinion Set Screw.....	02
203243	11304	Hook Counter Shaft.....	40
203244	11007	Hook Counter Shaft Collar with two 200393c .....	20
200393c	11007	Hook Counter Shaft Collar Set Screw....	02
203245	11007	Hook Counter Shaft Driving Gear, 14 teeth, with 200362c and 200439c.....	1 00
200439c	10434	Hook Counter Shaft Driving Gear Posi- tion Screw.....	05
200362c	10411	Hook Counter Shaft Driving Gear Set Screw .....	03

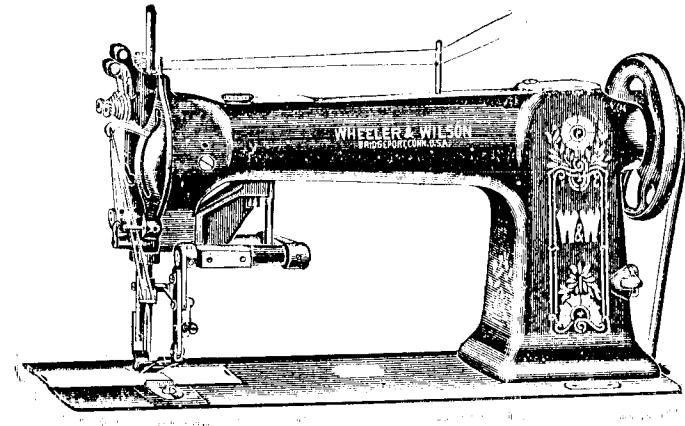
No.	Plate	Name	Each
203246	11007	Hook Counter Shaft Gear, 22 teeth, with two 200383c.....	75
200383c	10435	Hook Counter Shaft Gear Set Screw....	02
202299	10279	Hook Counter Shaft Gear Oil Packing (wick) .....	01
200840	11007	Hook Counter Shaft Gear Oil Packing (wick) Stop Screw.....	10
213624	11301	Hook Driving Shaft.....	1 75
203248	11304	Hook Driving Shaft Bearing with 202126 and 202299.....	20
202299	10279	Hook Driving Shaft Bearing Oil Packing (wick) .....	01
202126	10434	Hook Driving Shaft Bearing Position Pin	01
200516	10434	Hook Driving Shaft Bearing Screw.....	08
203249	11007	Hook Driving Shaft Bushing (eccentric)	25
200362c	10441	Hook Driving Shaft Bushing Set Screw	03
203250	11007	Hook Driving Shaft Collar with two 200393c	20
200393c	11007	Hook Driving Shaft Collar Set Screw....	02
203251	11228	Hook Gib.....	40
200600	11228	Hook Gib Hinge Screw.....	02
200616	11228	Hook Gib Screw.....	02
203252	11227	Hook Saddle with 202299.....	1 00
202299	10279	Hook Saddle Oil Packing (wick).....	01
200006E	11007	Hook Saddle Screw.....	07
225585	11007	Hook Saddle Screw Washer.....	02
203254	11228	Hook Washer with 203255.....	20
*203255	-	Hook Washer Pin.....	01
203253	11227	Hook Saddle complete (No. 3 Outfit) Nos. 203241, 203252, 203254 and 203290	5 00
204827	11304	Needle Bar (hollow) with 200125c, 200175e and 204250.....	80
204248	11010	Needle Bar Connecting Link.....	35
200658c	11010	Needle Bar Connecting Link Hinge Screw Stud.....	10
201519c	11010	Needle Bar Connecting Link Hinge Screw Stud Nut.....	03
204249	11010	Needle Bar Connecting Stud with 200072c	40
200072c	11010	Needle Bar Connecting Stud Pinch Screw	03
200504	11010	Needle Bar Screw Bushing (lower).....	05
200503	11010	Needle Bar Screw Bushing (upper).....	05
204250	11010	Needle Bar Thread Guide.....	03
200175E	11005	Needle Bar Thread Guide Set Screw....	02
200125c	11303	Needle Set Screw .....	02
204251	11304	Presser Bar (hollow) with 200074b.....	80
204252	10441	Presser Bar Lifter.....	20
200550c	10441	Presser Bar Lifter Hinge Screw.....	08

No.	Plate	Name	Each
204253	10441	Presser Bar Lifting Bracket with 200086c	40
200086c	10441	Presser Bar Lifting Bracket Pinch Screw	03
204254	10441	Presser Bar Lifting Bracket Position Guide with 200336.....	30
200336	10441	Presser Bar Lifting Bracket Position Guide Screw.....	04
200362c	10441	Presser Bar Lifting Bracket Position Guide Set Screw.....	03
203257	11010	Presser Bar Packing Washer (felt) per 100.....	25
200504	11010	Presser Bar Screw Bushing (lower).....	05
204255	10441	Presser Bar Spring (regular).....	10
200491B	10441	Presser Bar Thumb Screw (pressure regulating) .....	25
203330	11303	Presser Foot.....	60
200074b	10441	Presser Foot Screw.....	03
203331	11305	Ruffling Blade.....	35
202610	11305	Ruffling Blade Clamp.....	02
200174b	11204	Ruffling Blade Clamp Screw.....	02
203332	11305	Ruffling Blade Driving Eccentric.....	25
203333	11305	Ruffling Blade Driving Eccentric Arm Cap .....	15
200582	11305	Ruffling Blade Driving Eccentric Arm Screw .....	02
203334	11305	Ruffling Blade Driving Eccentric Connection .....	75
200074b	10441	Ruffling Blade Driving Eccentric Connection Pinch Screw.....	03
200101b	11305	Ruffling Blade Driving Eccentric Connection Stop Screw.....	04
200382c	11305	Ruffling Blade Driving Eccentric Set Screw .....	02
203335	11305	Ruffling Blade Driving Eccentric Stop Washer .....	05
200582	11305	Ruffling Blade Driving Eccentric Stop Washer Screw.....	02
203336	11306	Ruffling Blade Driving Lever.....	1 10
203337	11304	Ruffling Blade Driving Lever 203336 with 200101b, 203338 and 203339.....	1 25
203338	11306	Ruffling Blade Driving Lever Shaft.....	15
202574	11306	Ruffling Blade Driving Lever Shaft Collar with 200380c.....	15
200380c	11202	Ruffling Blade Driving Lever Shaft Collar Set Screw.....	02
203339	11306	Ruffling Blade Driving Lever Shaft Position Pin.....	02
202668	11306	Ruffling Blade Driving Lever Slide Block	15
202597	11306	Ruffling Blade Lever with 202610 and two 200174b .....	1 25

No.	Plate	Name	Each
*203340	—	Ruffling Blade Lever Bracket (adjustable) .....	25
203341	11306	Ruffling Blade Lever Bracket (adjustable) 203340 with 202599b .....	50
203342	11306	Ruffling Blade Lever Bracket Crank with two each 200098b, 200382c and 202600 .....	75
200382c	11305	Ruffling Blade Lever Bracket Crank Set Screw .....	02
200098b	10438	Ruffling Blade Lever Bracket Screw .....	03
202600	11202	Ruffling Blade Lever Bracket Screw Washer .....	01
200289	11202	Ruffling Blade Lever Hinge Screw .....	05
202607	11307	Ruffling Blade Regulating Lever with two 200382c .....	1 50
202608	11303	Ruffling Blade Regulating Lever Index Slide .....	25
203343	11303	Ruffling Blade Regulating Lever Index Slide Stop .....	25
200092	11204	Ruffling Blade Regulating Lever Index Slide Stop Screw .....	03
203349	11307	Ruffling Blade Regulating Lever Index Slide Stop Screw Washer .....	03
200382c	11305	Ruffling Blade Regulating Lever Set Screw .....	02
203345	11307	Ruffling Blade Regulating Lever Shaft ..	25
226483	11212	Ruffling Blade Regulating Lever Shaft 203345 with 203342 .....	1 00
204600e	11307	Ruffling Blade Regulating Lever Wing Nut ..	20
202609	11307	Ruffling Blade Regulating Lever Shaft Nut Stud Slide .....	35
203344	11307	Ruffling Blade Regulating Lever Washer ..	03
203346	11304	Ruffling Bracket .....	2 25
200033c	11307	Ruffling Bracket Position Screw .....	05
200537c	11307	Ruffling Bracket Screw .....	10
203347	11307	Ruffling Separating Blade .....	10
200157b	11204	Ruffling Separating Blade Screw .....	05
202068	10710	Spool Holder Base with 200079 .....	15
200575	10710	Spool Holder Base Screw .....	05
204296	10710	Spool Holder Base Wire .....	10
200079	10710	Spool Holder Base Wire Hinge Screw ..	02
204297	—	Spool Holder complete, Nos. 202068 and 204296 .....	25
203268	11031	Take-up Cam (formerly "V-3") with 200335c, 200383c, 200430c, 200658c and 201519c .....	1 50
202325	11031	Take-up Cam Friction Washer .....	05
200430c	11031	Take-up Cam Position Screw .....	08
200383c	10435	Take-up Cam Position Screw Check Screw .....	02
200335c	10434	Take-up Cam Set Screw .....	04

No.	Plate	Name	Each
203270	11010	Take-up Lever (formerly "X") with 204265 .....	60
204263	11031	Take-up Lever Bearing with 204264 .....	15
204264	11031	Take-up Lever Bearing Position Pin .....	01
200042c	11031	Take-up Lever Bearing Screw .....	05
204265	11031	Take-up Lever Oil Guard .....	05
201816	11031	Take-up Lever Roller .....	12
203271	11010	Take-up Lever (formerly "X") complete, Nos. 200042c, 201816, 203270 and 204263 ..	90
202402	10443	Tension Disc (back or front) .....	05
202090	10443	Tension Disc Position Pin .....	01
204267	10443	Tension Release Lever .....	05
200309e	10443	Tension Release Lever Screw .....	04
202075	10443	Tension Release Plunger .....	03
204268	10443	Tension Release Slide with 204269 .....	10
204269	10443	Tension Release Slide Spring .....	02
202407	10443	Tension Spring (regular) .....	05
200632b	10493	Tension Stud .....	20
200385	10435	Tension Stud Set Screw .....	02
201572b	10493	Tension Thumb Nut .....	04
204271	10443	Tension Washer .....	05
204272	10443	Tension complete, Nos. 200632b, 201572b, 202075, 202407, 204271 and two 202402 ..	50
204273	10444	Thread Controller Adjusting Collar with 200684c (for presser bar) .....	15
200384c	10444	Thread Controller Adjusting Collar Screw ..	04
204274	10444	Thread Controller Plate .....	12
200577	10444	Thread Controller Plate Screw .....	02
202098	10444	Thread Controller Roller .....	05
204275	10444	Thread Controller Roller Guard .....	10
202084	10444	Thread Controller Roller Guard Washer ..	01
200300	10444	Thread Controller Roller Screw .....	04
204276	10444	Thread Controller Spring (regular) .....	03
204333	10444	Thread Controller Spring Guard .....	08
200581	10444	Thread Controller Spring Guard Screw ..	02
204277	10444	Thread Controller Spring Stop .....	15
204278	10444	Thread Controller Spring Stop Driving Gear .....	10
200319c	10444	Thread Controller Spring Stop Driving Gear Hinge Screw .....	04
200135e	10444	Thread Controller Spring Stop Screw .....	03
204279	10444	Thread Controller Spring Stud with 204925 .....	10
200366b	10444	Thread Controller Spring Stud Set Screw ..	02
204925	11307	Thread Controller Spring Stud Washer ..	01
204280	10444	Thread Controller complete, Nos. 200300, 200581, 202084, 202098, 204274 to 204276 and 204333 .....	45

No.	Plate	Name	Each
202413	11010	Thread Guide.....	05
204281	10444	Thread Retainer Guide Wire.....	01
202091	10444	Thread Retainer Sleeve.....	05
202092	10444	Thread Retainer Spring.....	01
204058B	10444	Thread Retainer Stud.....	07
200368	10444	Thread Retainer Stud Set Screw.....	02
204059	—	Thread Retainer complete, Nos. 202091, 202092 and 204058B.....	15
211001	11350	Throat Plate, 50 needle hole, for needle sizes 3 to 5, for 203253 and 211002....	1 00
202061	11005	Throat Plate Position Pin.....	01
200577	10444	Throat Plate Screw.....	02



## No. 27 w 20 MACHINE

### TWO NEEDLE PLAIN RUFFLING MACHINE

May be Fitted with Any of the Two Needle Combinations in the  
Following List.

Send Samples or Give a Full Description of Ruffles, Folds,  
Heading, Gauges, Etc.

This Machine Can be Fitted to do Any Work Which Can be Done  
on a Two Needle Ruffling Machine.

If the Combinations do not show the variety desired, send  
samples and full description, and new  
Combinations will be devised.

No.	Plate	Name	Each
*203326	—	Arm with 202036.....	\$10 00
204163	10710	Arm Cap.....	10
200278	10710	Arm Cap Screw.....	05
202248	10710	Arm Cap Screw Washer.....	05
200016E	10434	Arm Screw.....	06
202005	10434	Arm Screw Washer.....	01
203327	11301	Arm Shaft.....	2 00
204801	—	Arm Shaft Bushing (back) with 202244..	35
202244	10279	Arm Shaft Bushing (back) Oil Packing (wick) .....	01
200338C	11303	Arm Shaft Bushing (back) Set Screw...	04
204802	—	Arm Shaft Bushing (front) with 202126 and 202244.....	35
202244	10279	Arm Shaft Bushing (front) Oil Packing (wick) .....	01
200502B	11303	Arm Shaft Bushing (front) Oil Packing Thumb Screw.....	25



No.	Plate	Name	Each
202126	10434	Arm Shaft Bushing (front) Position Pin	01
200342c	11303	Arm Shaft Bushing (front) Set Screw	03
204804	11301	Arm Shaft Connection with 204166, 204167 and four 200054E	80
*204166	—	Arm Shaft Connection Cap (lower)	—
*204167	—	Arm Shaft Connection Cap (upper)	—
200054E	10434	Arm Shaft Connection Cap Screw	03
204805	11301	Balance Wheel (power) 5½ in. diam. (belt groove 3 in. diam.) with 200328c and 200335c	1 00
Note: No. 204805 is sent with this Machine unless another Balance Wheel is specified on order.			
204169B	—	Balance Wheel 5½ in. diam. with 200328c and 200335c for 204170	1 00
200062	10434	Balance Wheel Adjusting Screw	07
200328c	10434	Balance Wheel Position Screw	04
204170	—	Balance Wheel Pulley (loose) 3 in. diam.	20
202015	10434	Balance Wheel Pulley Spring Washer	05
200335c	10434	Balance Wheel Set Screw	04
201569B	10434	Balance Wheel Thumb Nut with 200609c	25
200609c	10434	Balance Wheel Thumb Nut Stop Screw	03
202016	10434	Balance Wheel Thumb Nut Stop Screw Washer	05
204172	—	Balance Wheel (belt groove 3 in. diam.) complete, Nos. 201569, 202015, 202016, 204169n and 204170	1 70
*203401	—	Bed with 202061	8 00
202258	11003	Bed Hinge Connection	08
200570E	10434	Bed Hinge Connection Screw	05
202259	11003	Bed Hinge Plate with two ¾ in. No. 13 Wood Screws	08
203206	11003	Bed Slide (back)	30
203301	11003	Bed Slide (front)	35
203208	11228	Bobbin (formerly "F")	05
203210	11228	Bobbin Case Base with 202056, 203211 to 203213 and 203216	55
*203211	—	Bobbin Case Base Latch	05
*202056	—	Bobbin Case Base Latch Pin	01
*203212	—	Bobbin Case Base Latch Plunger	02
*203213	—	Bobbin Case Base Latch Spring	01
203209	11228	Bobbin Case Cap with 200593, 203214, 203215 and two 200594c	25
203214	11228	Bobbin Case Tension Spring (formerly "F")	05
200593	11228	Bobbin Case Tension Spring Regulating Screw	02
200594c	11228	Bobbin Case Tension Spring Screw	02

No.	Plate	Name	Each
203215	11228	Bobbin Case Thread Guide	03
200594c	11228	Bobbin Case Thread Guide Screw	02
203216	11228	Bobbin Case Washer (cloth) Per 100	25
203217	11228	Bobbin Case complete, Nos. 203209 and 203210	80
204533	11301	Face Plate with 200366c, 204185, two each 200368c, 202090, 204281 and three 200385c	1 10
200053c	10435	Face Plate Screw	04
204185	10435	Face Plate Thread Guide	03
200385c	10435	Face Plate Thread Guide Set Screw	02
203302	11301	Face Plate complete, Nos. 200135, 200319, 200577, 204277 to 204280, 204533, 204555 two each 200309c, 204059 and 204272	3 50
203303	11032	Feed Bar with 204189	50
200211c	10435	Feed Bar Hinge Screw	12
204525E	10435	Feed Bar Hinge Screw Nut	03
203304	11032	Feed Bar Loop Guard	25
200131c	11032	Feed Bar Loop Guard Screw	02
204188	10435	Feed Bar Spring	03
204189	10435	Feed Bar Spring Hook	01
211010	11355	Feed Dog (formerly "99") for 211011	60
200406E	10435	Feed Dog Screw	02
203233	11005	Feed Driving Cam (formerly "V-11") with 200378c and 200437c	50
204192	10436	Feed Driving Cam Fork-lever	70
204193	11003	Feed Driving Cam Fork-lever Connection with 200668c and 204525c	35
204194	10438	Feed Driving Cam Fork-lever Connection Clamp with 200031c	45
200031c	10438	Feed Driving Cam Fork-lever Connection Clamp Pinch Screw	04
200668c	10438	Feed Driving Cam Fork-lever Connection Clamp Screw Stud	06
204525E	10435	Feed Driving Cam Fork-lever Connection Clamp Screw Stud Nut	03
200002c	10436	Feed Driving Cam Fork-lever Connection Hinge Screw	07
204522	10436	Feed Driving Cam Fork-lever Connection Hinge Screw Nut	03
204195	10436	Feed Driving Cam Fork-lever Shaft	15
204197	10436	Feed Driving Cam Fork-lever Shaft Collar with 200113c	15
200113c	10436	Feed Driving Cam Fork-lever Shaft Collar Set Screw	03
204293	10436	Feed Driving Cam Fork-lever Shaft Posi- tion Pin	01

No.	Plate	Name	Each
204196	10436	Feed Driving Cam Fork-lever Shaft Sleeve (split).....	25
200043c	10436	Feed Driving Cam Fork-lever Shaft Sleeve Set Screw.....	04
201524c	10436	Feed Driving Cam Fork-lever Shaft Sleeve Set Screw Nut.....	03
204198	11304	Feed Driving Cam Fork-lever complete, Nos. 204192, 204194, 204195 and 204293	1 30
200437c	10436	Feed Driving Cam Position Screw.....	06
200378c	10436	Feed Driving Cam Set Screw.....	02
204294	11301	Feed Driving Rock Shaft.....	35
202305c	10436	Feed Driving Rock Shaft Center.....	06
200043c	10436	Feed Driving Rock Shaft Center Set Screw.....	04
204200	10435	Feed Driving Rock Shaft Crank with 204189 (on left side) and two 200383c..	35
200383c	10435	Feed Driving Rock Shaft Crank Set Screw	02
200892	11005	Feed Driving Rock Shaft Screw Center 200411 with 201512 (for repairs only)...	10
201512	---	Feed Driving Rock Shaft Screw Center Nut (for repairs only).....	05
203235	11005	Feed Lifting Cam (formerly "2") with 202126.....	75
204202	11303	Feed Lifting Cam Fork with 200027c....	75
200027c	11005	Feed Lifting Cam Fork Pinch Screw....	04
202126	10434	Feed Lifting Cam Position Pin.....	01
200045c	11005	Feed Lifting Cam Screw.....	03
203305	11301	Feed Lifting Rock Shaft.....	35
202305c	10436	Feed Lifting Rock Shaft Center.....	06
200043c	10436	Feed Lifting Rock Shaft Center Set Screw.....	04
*202276	-----	Feed Lifting Rock Shaft Slide Block....	--
203238	11005	Feed Lifting Rock Shaft Slide Block 202276 with 200243c and 201531.....	35
200243c	11005	Feed Lifting Rock Shaft Slide Block Hinge Screw.....	08
201531	11005	Feed Lifting Rock Shaft Slide Block Hinge Screw Nut.....	03
204206	11003	Feed Regulating Handle.....	10
204207	11003	Feed Regulating Handle 204206 with 200098b, 202622, 204208 to 204210 and 204213.....	55
204208	10438	Feed Regulating Handle Adjustable Stop	05
200098c	10438	Feed Regulating Handle Adjustable Stop Screw.....	03
204209	10438	Feed Regulating Handle Position Pin...	01

No.	Plate	Name	Each
204210	10438	Feed Regulating Handle Shaft.....	20
204211	10438	Feed Regulating Handle Shaft Crank with 200078c.....	20
204212	10438	Feed Regulating Handle Shaft Crank Link.....	15
200271c	10438	Feed Regulating Handle Shaft Crank Link Hinge Screw (lower).....	05
200291c	10438	Feed Regulating Handle Shaft Crank Link Hinge Screw (upper).....	05
200078c	10438	Feed Regulating Handle Shaft Crank Set Screw.....	03
204213	10438	Feed Regulating Handle Shaft Sleeve (split).....	15
200362c	10441	Feed Regulating Handle Shaft Sleeve Set Screw.....	03
202622	10438	Feed Regulating Handle Shaft Sleeve Washer.....	01
202036	10438	Feed Regulating Handle Shaft Sleeve Stop Pin.....	01
204211		Feed Regulating Handle complete, Nos. 200291c, 204207, 204211 and 204212....	95
*203239		Hook (sewing).....	--
203240	11228	Hook (sewing) 203239 with 200600, 200616 and 203251.....	2 20
203290	11228	Hook and Bobbin Case complete, Nos. 203217 and 203240.....	3 00
203241	11007	Hook bevel Gearsocket, 24 teeth, with 200555.....	85
200555	11007	Hook bevel Gearsocket Screw.....	05
203242	11007	Hook bevel Pinion, 24 teeth, with two 200383c.....	1 00
200383c	10435	Hook bevel Pinion Set Screw.....	02
203306	11304	Hook Counter Shaft.....	45
203244	11007	Hook Counter Shaft Collar with two 200393c.....	20
200393c	11007	Hook Counter Shaft Collar Set Screw....	02
203245	11007	Hook Counter Shaft Driving Gear, 44 teeth, with 200362c and 200439c.....	1 00
200439c	10431	Hook Counter Shaft Driving Gear Position Screw.....	05
200362c	10441	Hook Counter Shaft Driving Gear Set Screw.....	03
203246	11007	Hook Counter Shaft Gear, 22 teeth, with two 200383c.....	75
200383c	10441	Hook Counter Shaft Gear Set Screw....	02
202299	10279	Hook Counter Shaft Oil Packing (wick)	01
200840	11007	Hook Counter Shaft Oil Packing (wick) Stop Screw.....	10

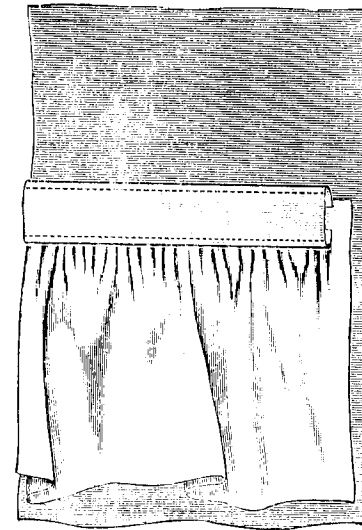
No.	Plate	Name	Each
213624	11301	Hook Driving Shaft.....	1 75
203248	11304	Hook Driving Shaft Bearing with 202126 and 202299.....	20
202299	10279	Hook Driving Shaft Bearing Oil Packing (wick) .....	01
202126	10434	Hook Driving Shaft Bearing Position Pin	01
200516	10434	Hook Driving Shaft Bearing Screw.....	08
203249	11007	Hook Driving Shaft Bushing (Eccentric)	25
200362c	10441	Hook Driving Shaft Bushing Set Screw..	03
203250	11007	Hook Driving Shaft Collar with two 200393c .....	20
200393c	11007	Hook Driving Shaft Collar Set Screw....	02
203251	11228	Hook Gib.....	40
200600	11228	Hook Gib Hinge Screw.....	02
200616e	11228	Hook Gib Screw.....	02
203307	11229	Hook Saddle (left or right) with 202299	1 25
202299	10279	Hook Saddle Oil Packing (wick).....	01
200006e	11007	Hook Saddle Screw.....	07
225585	11007	Hook Saddle Screw Washer.....	02
203254	11228	Hook Washer with 203255.....	20
*203255	—	Hook Washer Pin.....	01
203308	11229	Hook Saddle complete, Nos. 200555, 203241, 203254, 203290 and 203307.....	5 25
203462	11229	Hook Saddle Combination (left and right) complete, Nos. two 203308.....	10 50
203403	11304	Needle Bar (hollow).....	80
204248	11010	Needle Bar Connecting Link.....	35
200658c	11010	Needle Bar Connecting Link Hinge Stud	10
201519c	11010	Needle Bar Connecting Link Hinge Stud Nut .....	03
204249	11010	Needle Bar Connecting Stud with 200072c	40
200072c	11010	Needle Bar Connecting Stud Pinch Screw	03
200504	11010	Needle Bar Screw Bushing (lower)....	05
200503	11010	Needle Bar Screw Bushing (upper)....	05
203703	14501	Needle Holder, made in gauges from $\frac{1}{16}$ in. to $\frac{1}{8}$ in. in steps of $\frac{1}{32}$ in. with 200068 and two 200141c.....	1 00
203704	14501	Needle Holder, made in gauges from $\frac{1}{8}$ in. to $\frac{1}{2}$ in. in steps of $\frac{1}{16}$ in. with 200068 and two 200141c.....	1 25
203705	14501	Needle Holder, made in gauges from $\frac{1}{4}$ in. to $\frac{3}{4}$ in. in steps of $\frac{1}{16}$ in. with 200068 and two 200141c.....	1 50
200068	14501	Needle Holder Screw.....	03
200141	13084	Needle Set Screw.....	02
204251	11304	Presser Bar (hollow) with 200074d.....	80
204252	10441	Presser Bar Lifter.....	20
200550c	10441	Presser Bar Lifter Hinge Screw.....	08

No.	Plate	Name	Each
204253	10441	Presser Bar Lifting Bracket with 200086c	40
200086c	10441	Presser Bar Lifting Bracket Pinch Screw	03
204254	10441	Presser Bar Lifting Bracket Position Guide with 200336.....	30
200336	10441	Presser Bar Lifting Bracket Position Guide Screw.....	04
200362c	10441	Presser Bar Lifting Bracket Position Guide Set Screw.....	03
203257	11010	Presser Bar Packing Washer (felt) per 100.....	25
204255	10441	Presser Bar Spring (regular).....	10
200491b	10441	Presser Bar Thumb Screw (pressure regulating) .....	25
203404	11303	Presser Foot.....	85
200074d	10441	Presser Foot Screw.....	03
203405	11303	Ruffling Blade.....	50
202610	11305	Ruffling Blade Clamp.....	02
200174d	11204	Ruffling Blade Clamp Screw.....	02
203332	11305	Ruffling Blade Driving Eccentric.....	1 25
203333	11305	Ruffling Blade Driving Eccentric Arm Cap .....	15
200582	11305	Ruffling Blade Driving Eccentric Arm Cap Screw.....	02
203334	11305	Ruffling Blade Driving Eccentric Con- nection .....	75
200074d	10441	Ruffling Blade Driving Eccentric Con- nection Pinch Screw.....	03
200101d	11305	Ruffling Blade Driving Eccentric Con- nection Stop Screw.....	01
200382c	11305	Ruffling Blade Driving Eccentric Set Screw .....	02
203335	11305	Ruffling Blade Driving Eccentric Stop Washer .....	05
200582	11305	Ruffling Blade Driving Eccentric Stop Washer Screw .....	02
203336	11306	Ruffling Blade Driving Lever.....	1 10
203337	11304	Ruffling Blade Driving Lever 203336 with 200101d, 203338 and 203339.....	1 25
203338	11306	Ruffling Blade Driving Lever Shaft.....	15
202574	11306	Ruffling Blade Driving Lever Shaft Collar with 200380c.....	15
200380c	11202	Ruffling Blade Driving Lever Shaft Collar Set Screw.....	02
203339	11306	Ruffling Blade Driving Lever Shaft Posi- tion Pin.....	02
202668	11306	Ruffling Blade Driving Lever Slide Block	15
202597	11306	Ruffling Blade Lever with 202610 and two 200174d .....	1 25

No.	Plate	Name	Each
*203340	11202	Ruffling Blade Lever Bracket (adjustable) .....	25
203341	11306	Ruffling Blade Lever Bracket (adjustable) 203340 with 202599b.....	50
203342	11306	Ruffling Blade Lever Bracket Crank with two each 200098b, 200382c and 202600 .....	75
200382c	11305	Ruffling Blade Lever Bracket Crank Set Screw .....	02
200098b	10438	Ruffling Blade Lever Bracket Screw.....	03
202600	11202	Ruffling Blade Lever Bracket Screw Washer .....	01
200289	11202	Ruffling Blade Lever Hinge Screw.....	05
201537	11202	Ruffling Blade Lever Hinge Screw Nut..	03
202598	11305	Ruffling Blade Lever Spring.....	05
*200771	—	Ruffling Blade Lever Spring Stud.....	—
202599b	11305	Ruffling Blade Lever Spring Stud Bracket with 200771.....	25
201566b	11305	Ruffling Blade Lever Spring Thumb Nut	05
202603	11305	Ruffling Blade Lever Spring Thumb Nut Washer .....	01
202603	11305	Ruffling Blade Lever Spring Washer....	01
202605b	11306	Ruffling Blade Lifting Lever.....	25
200168c	11306	Ruffling Blade Lifting Lever Set Screw	02
202606	11303	Ruffling Blade Lifting Lever Stud (adjustable) .....	45
200072c	11040	Ruffling Blade Lifting Lever Pinch Screw	03
202607	11307	Ruffling Blade Regulating Lever with two 200382c .....	1 50
202608	11303	Ruffling Blade Regulating Lever Index Slide .....	25
203343	11303	Ruffling Blade Regulating Lever Index Slide Stop.....	25
200157b	11204	Ruffling Blade Regulating Lever Index Slide Stop Screw.....	05
203349	11307	Ruffling Blade Regulating Lever Index Slide Stop Screw Washer.....	03
200382c	11305	Ruffling Blade Regulating Lever Set Screw .....	02
203345	11307	Ruffling Blade Regulating Lever Shaft ..	25
201600b	11307	Ruffling Blade Regulating Lever Wing Nut .....	20
202609	11307	Ruffling Blade Regulating Lever Wing Nut Stud Slide.....	35
203344	11307	Ruffling Blade Regulating Lever Washer	03
203346	11301	Ruffling Bracket.....	2 25
200033c	11307	Ruffling Bracket Position Screw.....	05
200537c	11307	Ruffling Bracket Screw.....	10
203407	11303	Ruffling Separating Blade.....	75
200157b	11204	Ruffling Separating Blade Screw.....	05

No.	Plate	Name	Each
202068	10710	Spool Holder Base with 200079.....	15
204551	—	Spool Holder Base Bracket (for two spools) .....	15
200257b	11032	Spool Holder Base Bracket Screw.....	08
200575	10710	Spool Holder Base Screw.....	05
204296	10710	Spool Holder Base Wire.....	10
200079	10710	Spool Holder Base Wire Hinge Screw...	02
204297	—	Spool Holder complete, Nos. 202068 and 204296 .....	25
204552	11301	Spool Holder Base complete, Nos. 204551, two each 200575 and 204297.....	75
203268	11031	Take-up Cam (formerly "V3") with 200335c, 200383c, 200430c, 200658c and 201519c .....	1 50
202325	11031	Take-up Cam Friction Washer.....	05
200430c	11031	Take-up Cam Position Screw.....	08
200383c	10435	Take-up Cam Position Screw Check Screw .....	02
200335c	10434	Take-up Cam Set Screw.....	04
204553	—	Take-up Lever (formerly "O3") with 204265 .....	75
204263	11031	Take-up Lever Bearing with 204264....	15
204264	11031	Take-up Lever Bearing Position Pin....	01
200042c	11031	Take-up Lever Bearing Screw.....	05
204265	11031	Take-up Lever Oil Guard.....	05
201816	11031	Take-up Lever Roller.....	12
204554	11103	Take-up Lever (formerly "O3") complete, Nos. 200042c, 201816, 204263 and 204553 .....	1 05
202402	10443	Tension Disc (back or front).....	05
202090	10443	Tension Disc Position Pin.....	01
204555	11032	Tension Release Lever.....	10
200309e	10443	Tension Release Lever Screw.....	04
202075	10443	Tension Release Plunger.....	03
204268	10443	Tension Release Slide with 204269.....	10
204269	10443	Tension Release Slide Spring.....	02
202407	10443	Tension Spring (regular).....	05
200632b	10443	Tension Stud .....	20
200385c	10435	Tension Stud Set Screw.....	02
201572b	10443	Tension Thumb Nut.....	04
204271	10443	Tension Washer.....	05
204272	10443	Tension complete, Nos. 200632b, 201572b, 202075, 202407, 204271 and two 202402..	50
204273	10444	Thread Controller Adjusting Collar with 200684c (for presser bar).....	15
200684c	10444	Thread Controller Adjusting Collar Screw	04
204274	10444	Thread Controller Plate.....	12
200577	10444	Thread Controller Plate Screw.....	02

No.	Plate	Name	Each
202098	10444	Thread Controller Roller.....	05
204275	10444	Thread Controller Roller Guard.....	10
202084	10444	Thread Controller Roller Washer.....	01
200300	10444	Thread Controller Roller Guard Screw..	04
204276	10444	Thread Controller Spring (regular).....	03
204333	10444	Thread Controller Spring Guard.....	08
200581	10444	Thread Controller Spring Guard Screw..	02
204277	10444	Thread Controller Spring Stop.....	15
204278	10444	Thread Controller Spring Stop Driving Gear .....	10
200319c	10444	Thread Controller Spring Stop Driving Gear Hinge Screw.....	04
200135e	10444	Thread Controller Spring Stop Screw....	03
204279	10444	Thread Controller Spring Stud with 204925 .....	10
200366c	10444	Thread Controller Spring Stud Set Screw	02
204925	11307	Thread Controller Spring Stud Washer	01
204280	10444	Thread Controller complete, Nos. 200300, 200581, 202084, 202098, 204274 to 204276 and 204333.....	45
203314	11032	Thread Guide.....	05
204281	10444	Thread Retainer Guide Wire.....	01
202091	10444	Thread Retainer Sleeve.....	05
202092	10444	Thread Retainer Spring.....	01
204058B	10444	Thread Retainer Stud.....	07
200368c	10444	Thread Retainer Stud Set Screw.....	02
204059	—	Thread Retainer complete, Nos. 202091, 202092 and 204058B.....	15
211011	11358	Throat Plate (formerly "99 F") 50 needle hole, for needle sizes 3 to 5, made in gauges from $\frac{1}{8}$ in. to $\frac{3}{8}$ in. in steps of $\frac{1}{32}$ in. for 203462 and 211010.....	1 25
202064	11005	Throat Plate Position Pin.....	01
200577	10444	Throat Plate Screw.....	02



## No. 226500 COMBINATION

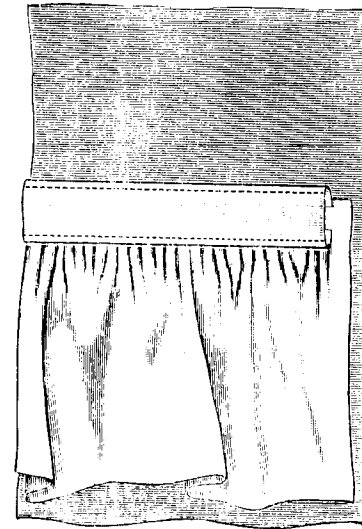
(FORMERLY No. 3)

Folder on Foot. Folds and Guides the Strip and Attaches it Over the Ruffle for a Heading.

When Ordering, State Gauge Required.

No.	Plate	Name	Each
211010	11355	Feed Dog (formerly "99") for 211011....	60
226491	11500	Presser Foot and Strip Folder with two 200907B .....	2 50
226495	11500	Presser Foot and Strip Folder 226494 with 226496, 226497 and 226499.....	3 75
226496	11500	Ruffle Guide (adjustable).....	25
226497	11500	Ruffle Guide Bracket with four 200174b	75
200907B	11204	Ruffle Guide Bracket Screw.....	02
200174b	11204	Ruffle Guide Screw.....	02
226498	11500	Ruffling Blade.....	50
202610	11305	Ruffling Blade Clamp.....	02
200174b	11204	Ruffling Blade Clamp Screw.....	02
202597	11306	Ruffling Blade Lever with 202610 and two 200174b .....	1 25
*203340	11202	Ruffling Blade Lever Bracket (adjust- able) .....	25
203341	11306	Ruffling Blade Lever Bracket 203340 with 202599B .....	50

No.	Plate	Name	Each
202098	10444	Thread Controller Roller.....	05
204275	10444	Thread Controller Roller Guard.....	10
202084	10444	Thread Controller Roller Guard Washer.....	01
200300	10444	Thread Controller Roller Guard Screw.....	04
204276	10444	Thread Controller Spring (regular).....	03
204333	10444	Thread Controller Spring Guard.....	08
200581	10444	Thread Controller Spring Guard Screw.....	02
204277	10444	Thread Controller Spring Stop.....	15
204278	10444	Thread Controller Spring Stop Driving Gear.....	10
200319c	10444	Thread Controller Spring Stop Driving Gear Hinge Screw.....	04
200135E	10444	Thread Controller Spring Stop Screw.....	03
204279	10444	Thread Controller Spring Stud with 204925.....	10
200366c	10444	Thread Controller Spring Stud Set Screw.....	02
204925	11307	Thread Controller Spring Stud Washer.....	01
204280	10444	Thread Controller complete, Nos. 200300, 200581, 202084, 202098, 204274 to 204276 and 204333.....	45
203314	11032	Thread Guide.....	05
204281	10444	Thread Retainer Guide Wire.....	01
202091	10444	Thread Retainer Sleeve.....	05
202092	10444	Thread Retainer Spring.....	01
204058R	10444	Thread Retainer Stud.....	07
200368c	10444	Thread Retainer Stud Set Screw.....	02
204059	—	Thread Retainer complete, Nos. 202091, 202092 and 204058R.....	15
211011	11358	Throat Plate (formerly "99 F") 50 needle hole, for needle sizes 3 to 5, made in gauges from $\frac{1}{8}$ in. to $\frac{3}{8}$ in. in steps of $\frac{1}{16}$ in. for 203462 and 211010.....	1 25
202064	11005	Throat Plate Position Pin.....	01
200577	10444	Throat Plate Screw.....	02



## No. 226500 COMBINATION

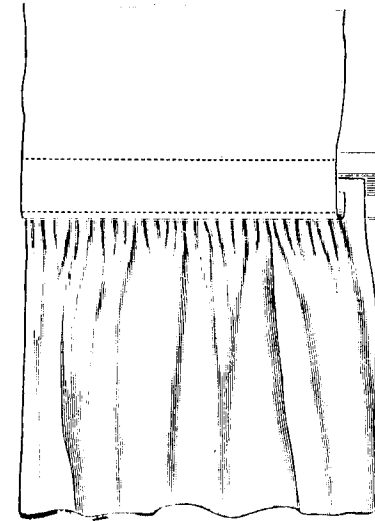
(FORMERLY No. 3)

Folder on Foot. Folds and Guides the Strip and Attaches it Over the Ruffle for a Heading.

When Ordering, State Gauge Required.

No.	Plate	Name	Each
211010	11355	Feed Dog (formerly "99") for 211011.....	60
226494	11500	Presser Foot and Strip Folder with two 200907R.....	2 50
226495	11500	Presser Foot and Strip Folder 226494 with 226496, 226497 and 226499.....	3 75
226496	11500	Ruffle Guide (adjustable).....	25
226497	11500	Ruffle Guide Bracket with four 200174D.....	75
200907R	11204	Ruffle Guide Bracket Screw.....	02
200174D	11204	Ruffle Guide Screw.....	02
226498	11500	Ruffling Blade.....	50
202610	11305	Ruffling Blade Clamp.....	02
200174D	11204	Ruffling Blade Clamp Screw.....	02
202597	11306	Ruffling Blade Lever with 202610 and two 200174D.....	1 25
*203340	11202	Ruffling Blade Lever Bracket (adjustable).....	25
203341	11306	Ruffling Blade Lever Bracket 203340 with 202599R.....	50

No.	Plate	Name	Each
203342	11306	Ruffling Blade Lever Bracket Crank with two each 200098B, 200382c and 202600..	75
200382B	11305	Ruffling Blade Lever Bracket Crank Set Screw .....	02
202600	11202	Ruffling Blade Lever Bracket Screw Washer .....	01
200289	11202	Ruffling Blade Lever Hinge Screw.....	05
201537	11202	Ruffling Blade Lever Hinge Screw Nut..	03
202598	11305	Ruffling Blade Lever Spring.....	05
*200771	—	Ruffling Blade Lever Spring Stud.....	—
202599B	11305	Ruffling Blade Lever Spring Stud Bracket with 200771.....	25
201566B	11305	Ruffling Blade Lever Spring Thumb Nut	05
202603	11305	Ruffling Blade Lever Spring Thumb Nut Washer .....	01
202603	11305	Ruffling Blade Lever Spring Washer....	01
202605B	11306	Ruffling Blade Lifting Lever.....	25
200168c	11306	Ruffling Blade Lifting Lever Set Screw..	02
202606	11303	Ruffling Blade Lifting Lever Stud (adjustable) with 200072c and 200168c.....	45
226340	11202	Ruffling Blade Lifting Lever Stud 202606 with 202605B.....	70
200072c	11010	Ruffling Blade Lifting Lever Stud Pinch Screw .....	03
226499	11505	Ruffling Separating Blade.....	35
200174D	11204	Ruffling Separating Blade Screw.....	02
211011	11353	Throat Plate (formerly "99-F") 50 needle hole, for needle sizes 3 to 5, made in gauges $\frac{1}{4}$ , $\frac{3}{8}$ , $\frac{1}{2}$ , $\frac{5}{8}$ and $\frac{3}{4}$ in., for 203462 and 211010.....	1 25
226500	—	Ruffling Combination No. 3 complete....	5 00



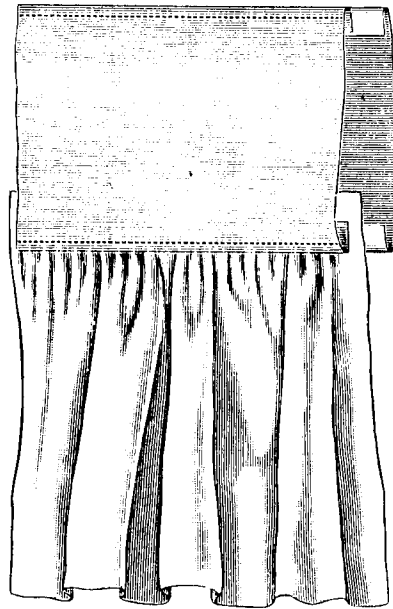
## No. 226508 COMBINATION

(FORMERLY No. 4)

Foldes the Strip, Folds the Edge of Material, Makes and Attaches the Ruffle Between the Folded Edge of Material on Top and the Folded Strip Underneath.

When Ordering, State Gauge Required.

No.	Plate	Name	Each
211010	11355	Feed Dog (formerly "99") for 211011....	60
226501	11501	Folder (plate) (strip) with two 200169..	2 50
200157B	11204	Folder (plate) Screw.....	05
226502	11501	Guide (on shank) with two 200174D....	1 75
200169	11204	Guide Screw.....	04
226503	11501	Presser Foot with two 200183B.....	1 25
226504	11501	Presser Foot 226503 with 226505.....	2 50
226505	11502	Presser Foot Folder on Shank.....	1 50
200183B	11221	Presser Foot Folder Screw.....	02
226506	11502	Ruffling Blade.....	50
226507	11502	Ruffling Separating Blade.....	25
200174D	11204	Ruffling Separating Blade Screw.....	02
211011	11353	Throat Plate (formerly "99-F") 50 needle hole, for needle sizes 3 to 5, made in gauges $\frac{1}{4}$ , $\frac{3}{8}$ , $\frac{1}{2}$ , $\frac{5}{8}$ and $\frac{3}{4}$ inch, for 203462 and 211010.....	1 25
226508	—	Ruffling Combination No. 4 complete....	5 00



## No. 226516 COMBINATION

FORMERLY No 7.

Has Top and Bottom Folders, Folds the Four Edges in, Forming a Band, and Guides and Ruffles a Garment on the Right.

When Ordering, State Gauge Required.


No.	Plate	Name	Each
211017	11357	Feed Dog for 211015 and 211016.....	\$ 85
226509	11503	Folder Plate (strip) with two 200169.....	3 00
200157B	11204	Folder Plate Screw.....	05
226510	11503	Guide (on shank) with two 200174b.....	2 00
200169	11204	Guide Screw.....	04
226511	11503	Presser Foot (strip folder).....	3 00
226512	11503	Ruffling Blade.....	75
202610	11305	Ruffling Blade Clamp.....	02
200174b	11204	Ruffling Blade Clamp Screw.....	02
202597	11306	Ruffling Blade Lever with 202610 and two 200174b .....	1 25
226404	11213	Ruffling Blade Lever Bracket (adjust- able) .....	50
226415	11216	Ruffling Blade Lever Bracket 226404 with 200289, 201537, 201566b, 202597, 202598 and two 202603.....	1 85

## No. 226516 Combination

25

No.	Plate	Name	Each
226513	11502	Ruffling Blade Lever Bracket Crank with two each 200098B, 200382c and 202600	75
200382c	11305	Ruffling Blade Lever Bracket Crank Set Screw .....	02
200098B	10438	Ruffling Blade Lever Bracket Screw....	03
202600	11202	Ruffling Blade Lever Bracket Screw Washer .....	01
200289	11202	Ruffling Blade Lever Hinge Screw.....	05
201537	11202	Ruffling Blade Lever Hinge Screw Nut..	03
202598	11305	Ruffling Blade Lever Spring.....	05
202599B	11305	Ruffling Blade Lever Spring Stud Bracket	25
226514	11502	Ruffling Blade Lifting Lever.....	25
226515	11503	Ruffling Separating Blade.....	50
211015	11357	Throat Plate (formerly "9-F") 50 needle hole, for needle sizes 3 to 5, made in gauges 1, 1 $\frac{1}{2}$ , 1 $\frac{3}{8}$ , 1 $\frac{1}{4}$ , and 1 $\frac{1}{8}$ inch, for 203462 and 211017.....	1 50
211016	11357	Throat Plate, (formerly "9-F") 46 needle hole, for needle sizes 5 to 7, made in gauges 1, 1 $\frac{1}{2}$ , 1 $\frac{3}{8}$ , 1 $\frac{1}{4}$ and 1 $\frac{1}{8}$ inch for 203462 and 211017.....	1 50
226516	---	Ruffling Combination No. 7 complete... 13 50	





## No. 226523 COMBINATION

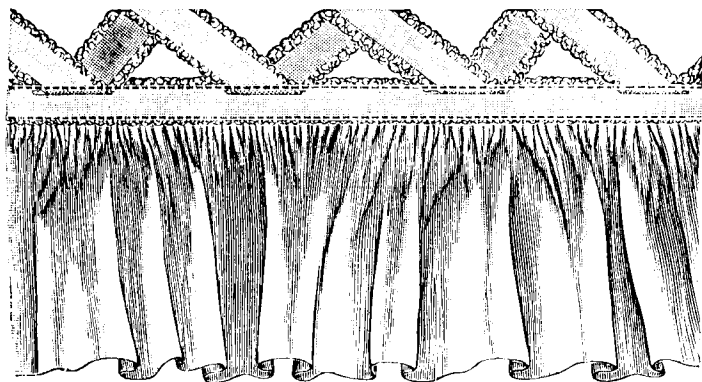
(FORMERLY No. 8)

Folds the Strip Over a Cord, Makes and Guides a Ruffle and Attaches to the Face of the Material.

When Ordering, State Gauge Required.

No.	Plate	Name	Each
211010	11355	Feed Dog (formerly "99") for 211011....	60
226518	11504	Presser Foot (cord guide and strip folder) with two 200164B.....	3 50
226517	11504	Presser Foot 226518 with 226519, 226520 and 226522.....	5 00
226519	11504	Ruffle Guide (adjustable).....	25
226520	11504	Ruffle Guide Bracket with four 200178D..	1 00
200164B	11208	Ruffle Guide Bracket Screw.....	02
200178D	11203	Ruffle Guide Screw.....	02
226521	11504	Ruffling Blade.....	50
202610	11305	Ruffling Blade Clamp.....	02
200174D	11204	Ruffling Blade Clamp Screw.....	02
202597	11306	Ruffling Blade Lever with 202610 and two 200174D .....	1 25
203341	11306	Ruffling Blade Lever Bracket (adjustable) with 202599B.....	50
203342	11306	Ruffling Blade Lever Bracket Crank with two each 200098B, 200382c and 202600..	75
200382c	11305	Ruffling Blade Lever Bracket Crank Set Screw .....	02
200098B	10438	Ruffling Blade Lever Bracket Screw....	03
202600	11202	Ruffling Blade Lever Bracket Screw Washer .....	01

No.	Plate	Name	Each
200289	11202	Ruffling Blade Lever Hinge Screw.....	05
201537	11202	Ruffling Blade Lever Hinge Screw Nut..	03
202598	11305	Ruffling Blade Lever Spring.....	05
202599B	11305	Ruffling Blade Lever Spring Stud Bracket	25
202605B	11306	Ruffling Blade Lifting Lever.....	25
266522	11504	Ruffling Separating Blade.....	35
200178D	11203	Ruffling Separating Blade Screw.....	02
211011	11358	Throat Plate (formerly "99-F") 50 needle hole, for needle sizes 3 to 5, made in gauges $\frac{7}{8}$ , $\frac{3}{4}$ , $\frac{1}{2}$ , $\frac{3}{16}$ , $\frac{1}{8}$ , $\frac{1}{16}$ and $\frac{1}{32}$ inch, for 203462 and 211010.....	1 25
226523	—	Ruffling Combination No. 8 complete....	5 50




## No. 226369 COMBINATION

(FORMERLY No. 9)

For Lace Curtain Work. Hems and Ruffles the Curtain, Making a Finished Heading, and at the Same Time Guides and Stitches Lace or Other Trimming on the Top.

No.	Plate	Name	Each
211002	11350	Feed Dog (formerly "123") for 211001....	75
226364	11208	Hemmer on Shank, turns the hem underneath .....	2 25
200169	11204	Hemmer Screw.....	04
226365	11205	Presser Foot with Lace Guide.....	2 00
226366	11209	Ruffling Blade.....	35
226367	11208	Ruffling Separating Blade on Plate, with two 200169.....	75
226368	11205	Ruffling Separating Blade 226367 with 226364 .....	3 00
211001	11350	Throat Plate, (formerly "123-F") 50 needle hole, for needle sizes 3 to 5, for 203253 and 211002.....	1 00
226369	—	Ruffling Combination No. 9 complete...	4 50



## No. 226528 COMBINATION


(FORMERLY No. 11)

For Plain Ruffling and Shirring

When Ordering, State Gauge Required.

No.	Plate	Name	Each
211017	11357	Feed Dog for 211015 and 211016.....	85
226524	11503	Presser Foot.....	1 50
226525	11503	Ruffling Blade.....	50
202610	11305	Ruffling Blade Clamp.....	02
200174b	11204	Ruffling Blade Clamp Screw.....	02
202597	11306	Ruffling Blade Lever with 202610 and two 200174b.....	1 25
226404	11213	Ruffling Blade Lever Bracket (adjustable) with 202599b.....	50
226415	11216	Ruffling Blade Lever Bracket 226404 with 200289, 201537, 201566b, 202597, 202598 and two 202603.....	1 85
226513	11502	Ruffling Blade Lever Bracket Crank with two each 200098b, 200382c and 202600	75
200382c	11305	Ruffling Blade Lever Bracket Crank Set Screw .....	02
200098b	10138	Ruffling Blade Lever Bracket Screw....	03
202600	11202	Ruffling Blade Lever Bracket Screw Washer .....	01
200289	11202	Ruffling Blade Lever Hinge Screw.....	05
201537	11202	Ruffling Blade Lever Hinge Screw Nut..	03
202598	11305	Ruffling Blade Lever Spring.....	05
202599b	11305	Ruffling Blade Lever Spring Stud Bracket	25
226514	11502	Ruffling Blade Lifting Lever.....	25

No.	Plate	Name	Each
226526	11503	Ruffling Blade Reinforcement.....	10
226527	11503	Ruffling Separating Blade (on shank)...	05
200157B	11204	Ruffling Separating Blade Screw.....	05
211015	11357	Throat Plate (formerly "9-F") 50 needle hole, for needle sizes 3 to 5, made in gauges 1, 1 $\frac{1}{32}$ , 1 $\frac{1}{16}$ , 1 $\frac{1}{8}$ and 1 $\frac{1}{4}$ inch, for 203462 and 211017.....	1 50
211016	11357	Throat Plate (formerly "9-F") 46 needle hole, for needle sizes 5 to 7, made in gauges 1, 1 $\frac{1}{32}$ , 1 $\frac{1}{16}$ , 1 $\frac{1}{8}$ and 1 $\frac{1}{4}$ inch, for 203462 and 211017.....	1 50
226528	---	Ruffling Combination No. 11 complete..	5 50



## No. 226536 COMBINATION


(FORMERLY No. 13)

Produces Work Similar to Combination No. 8, except that it Folds Down the Edge of the Ruffle to Face the Material.

When Ordering, State Gauge Required.

No.	Plate	Name	Each
211010	11355	Feed Dog (formerly "99") for 211011....	60
226529	11505	Presser Foot (cord guide and strip folder) with two 200164.....	3 50
226530	11207	Presser Foot 226529 with 226531, 226532 and 226535.....	6 75
226531	11505	Ruffle Folder (adjustable).....	2 00
226532	11505	Ruffle Folder Bracket with four 200178D	75
200178D	11203	Ruffle Folder Bracket Screw.....	02
200178D	11203	Ruffle Folder Screw.....	02
226534	11505	Ruffling Blade.....	50
202610	11305	Ruffling Blade Clamp.....	02
200174D	11204	Ruffling Blade Clamp Screw.....	02
202597	11306	Ruffling Blade Lever with 202610 and two 200174D .....	1 25
203341	11306	Ruffling Blade Lever Bracket (adjustable) with 202599B.....	50
203342	11306	Ruffling Blade Lever Bracket Crank with two each 200098B, 200382C and 202600	75
200382C	11305	Ruffling Blade Lever Bracket Crank Set Screw .....	02
200098B	10436	Ruffling Blade Lever Bracket Screw....	03
202600	11202	Ruffling Blade Lever Bracket Screw Washer .....	01
200289	11202	Ruffling Blade Lever Hinge Screw.....	05

No.	Plate	Name	Each
201537	11202	Ruffling Blade Lever Hinge Screw Nut..	03
202598	11305	Ruffling Blade Lever Spring.....	05
202599B	11305	Ruffling Blade Lever Spring Stud Bracket	25
202605B	11306	Ruffling Blade Lifting Lever.....	25
226535	11505	Ruffling Separating Blade.....	50
200178D	11203	Ruffling Separating Blade Screw.....	02
211011	11358	Throat Plate (formerly "99-F") 50 needle hole, for needle sizes 3 to 5, made in gauges $\frac{3}{8}$ , $\frac{5}{16}$ , $\frac{3}{8}$ , $\frac{1}{2}$ and $\frac{5}{8}$ inch, for 203462 and 211010.....	1 25
226536	----	Ruffling Combination No. 13 complete..	4 50




## No. 226377 COMBINATION

(FORMERLY No. 17)

For Ruffling a Strip on to the Edge of a Garment for a Trimming.  
Hems the Edge of the Garment, Guides a Strip, Which Has  
Been Previously Hemmed on Both Edges, on to the  
Hem, Ruffles the Strip at the Center and  
Stitches it at One Operation.

No.	Plate	Name	Each
211002	11350	Feed Dog (formerly "123") for 211001..	75
226370	11206	Hemmer on Shank, for hemming the edge of a garment.....	1 75
226371	11208	Presser Foot with two 200164B.....	1 00
226372	11206	Presser Foot 226371, with 226375.....	2 50
226373	11208	Ruffle Guide (adjustable) for strips $\frac{3}{4}$ in. to $1\frac{1}{2}$ inch wide.....	50
226374	11208	Ruffle Guide Bracket with four 200175..	1 00
226375	----	Ruffle Guide Bracket 226374 with 226373 and 226376.....	1 75
200164B	11208	Ruffle Guide Bracket Screw.....	02
200175	11202	Ruffle Guide Screw.....	02
203331	11305	Ruffling Blade.....	35
226376	11208	Ruffling Separating Blade.....	25
200175	11202	Ruffling Separating Blade Screw.....	02
211001	11350	Throat Plate (formerly "123-F") 50 needle hole, for needle sizes 3 to 5, for for 203253 and 211002.....	1 00
226377	----	Ruffling Combination No. 17 complete..	4 00



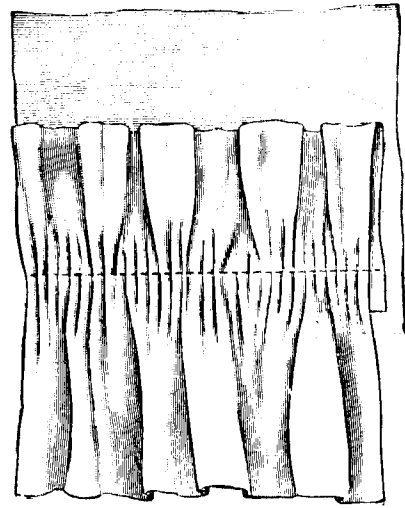
## No. 226386 COMBINATION

(FORMERLY No. 25.)

Makes and Attaches a Plain Ruffle to the Face of the Material.  
It Has a Right Hand and a Left Hand Guide for the  
Ruffle. Either May Be Used.

No.	Plate	Name	Each
211002	11350	Feed Dog (formerly "123") for 211001....	75
226378	11210	Presser Foot with 200164B.....	75
226379	11207	Presser Foot 226378 with 225847.....	2 00
226380	—	Presser Foot 226379 with 226385.....	3 00
226366	11209	Ruffling Blade.....	35
225856	11210	Ruffling Separating Blade for 225847....	25
226382	11210	Ruffling Separating Blade for 226385....	25
226383	11210	Ruffling Separating Blade Bracket with two 200175, for guiding the ruffle in from the right.....	1 00
225847	—	Ruffling Separating Blade Bracket 226383 with 225856.....	1 25
226384	11210	Ruffling Separating Blade Bracket with two 200175, for guiding the ruffle in from the left.....	1 00

No.	Plate	Name	Each
226385	11207	Ruffling Separating Blade Bracket 226384 with 226382.....	1 25
200164B	11208	Ruffling Separating Blade Bracket Screw	02
200175	11202	Ruffling Separating Blade Screw.....	02
211001	11350	Throat Plate, (formerly "123-F") 50 needle hole, for needle sizes 3 to 5, for 203253 and 211002.....	1 00
226386	—	Ruffling Combination No. 25 complete...	4 00




**No. 226392 COMBINATION**

(FORMERLY No. 26.)

For Making, Folding and Attaching a Ruffle Having a Wide Heading to the Face of Material.

No.	Plate	Name	Each
211002	11350	Feed Dog (formerly "123") for 211001..	75
226387	11210	Folder on shank, with two 200179, folds the ruffle from the right for a heading	4 75
Note: State width of Folder required.			
226388	11209	Folder on Shank 226387 with 226391....	5 00
200169	11204	Folder Screw.....	02
203330	11303	Presser Foot.....	84
226366	11209	Ruffling Blade.....	35
226389	11209	Guide on Base Plate with two 200169...	1 50
226390	—	Guide on Base Plate 226389 with 226388..	6 5-
226391	11210	Ruffling Separating Blade.....	25
200179	11208	Ruffling Separating Blade Screw.....	0-
211001	11350	Throat Plate (formerly "123-F") 50 needle hole, for needle sizes 3 to 5, for 203253 and 211002.....	1 0-
226392	—	Ruffling Combination No. 26 complete...	8 5-



**No. 226551 COMBINATION**

(FORMERLY No. 28.)

Folds the Edge of the Material, Guides a Strip Already Folded, Folds and Makes the Ruffle and Attaches All to Edge of the Material.

When Ordering, State Gauge Required.

No.	Plate	Name	Each
226537	11055	Attachment Arm Switch (to the right) with 226455 and two 200157B.....	2 00
226538	11506	Attachment Arm Switch Bracket with 226398, two 228032 and three 200272..	1 50
226545	—	Attachment Arm Switch Bracket 226538 with 226399, 226537, 226539 and 226540	5 30
200911D	11213	Attachment Arm Switch Bracket Screw	05
226540	11507	Attachment Arm Switch Latch.....	75
200272B	11213	Attachment Arm Switch Latch Hinge Screw .....	08
226398	11213	Attachment Arm Switch Latch Hinge Screw Washer.....	01
226399	11213	Attachment Arm Switch Latch Spring...	05

No.	Plate	Name	Each
200272B	11213	Attachment Arm Switch Screw.....	08
228032	11213	Attachment Arm Switch Screw Washer	01
211010	11355	Feed Dog (formerly "99") for 211008....	60
226548	11508	Folder (on shank) (lower).....	1 50
226549	11508	Folder (on shank) (upper).....	2 00
226547	11508	Presser Foot (strip guide).....	1 75
226506	11502	Ruffling Blade.....	50
202610	11305	Ruffling Blade Clamp.....	02
200174D	11204	Ruffling Blade Clamp Screw.....	02
202597	11306	Ruffling Blade Lever with 202610 and two 200174D.....	1 25
203340	11202	Ruffling Blade Lever Bracket (adjust- able) .....	25
203341	11306	Ruffling Blade Lever Bracket 203340 with 202599B .....	50
203342	11306	Ruffling Blade Lever Bracket Crank with two each 200098A, 200382c and 202600	75
200382c	11305	Ruffling Blade Lever Bracket Crank Set Screw .....	02
200098B	10438	Ruffling Blade Lever Bracket Screw....	03
202600	11202	Ruffling Blade Lever Bracket Screw Washer .....	01
200289	11202	Ruffling Blade Lever Hinge Screw.....	05
201537	11202	Ruffling Blade Lever Hinge Screw Nut..	03
202598	11305	Ruffling Blade Lever Spring.....	05
*200771	—	Ruffling Blade Lever Spring Stud.....	—
202599B	11305	Ruffling Blade Lever Spring Stud Bracket with 200771.....	25
201566B	11305	Ruffling Blade Lever Spring Thumb Nut	05
202603	11305	Ruffling Blade Lever Spring Thumb Nut Washer .....	01
202603	11305	Ruffling Blade Lever Spring Washer....	01
202605B	11306	Ruffling Blade Lifting Lever.....	25
200168c	11306	Ruffling Blade Lifting Lever Set Screw..	02
202606	11303	Ruffling Blade Lifting Lever Stud(adjust- able) with 200072c and 200168c.....	45
226340	11202	Ruffling Blade Lifting Lever Stud 202606 with 202605B.....	70
200072c	11010	Ruffling Blade Lifting Lever Stud Pinch Screw .....	03


No.	Plate	Name	Each
226550	11508	Ruffling Separating Blade.....	25
200174D	11204	Ruffling Separating Blade Screw.....	02
211008	11355	Throat Plate (formerly "99-A") 50 needle hole, for needle sizes 3 to 5, made in gauges $\frac{1}{8}$ , $\frac{5}{32}$ , $\frac{3}{16}$ , $\frac{7}{32}$ , $\frac{1}{4}$ , $\frac{9}{32}$ , $\frac{5}{16}$ , $\frac{11}{32}$ and $\frac{3}{8}$ inch, for 203462 and 211010..	1 50
226544	11507	Throat Plate Bolster.....	25
200157B	11204	Throat Plate Bolster Screw.....	05
200567	11507	Throat Plate Screw.....	05
226551	—	Ruffling Combination No. 28 complete..	11 00

## No. 226569 COMBINATION

(FORMERLY No. 33.)

For Making and Attaching Two or More Ruffles to a Skirt or to Similar Work. This Combination May Be Used on the Body Of the Material or on Its Edge. When Working on the Face of the Material it Makes a Fold in the Body of the Material and Guides the Ruffle Into It Making a Finished Heading. When Working on the Edge of the Material It Lays a Plait in the Material and Folds the Edge In, Guides the Edge of the Ruffle Into the Plait Making a Finished Heading.

When Ordering, State Gauge Required.



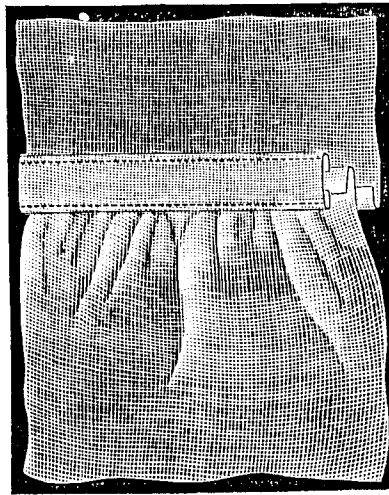
Specimen of Work Done on No. 226569 Combination.

No.	Plate	Name	Each
226393	11214	Attachment Arm Switch to the right with two 200187.....	1 25
226394	11214	Attachment Arm Switch 226393 with 226397 and 226399.....	2 15
226395	11214	Attachment Arm Switch Bracket with 200272b, 228032 and two 200911.....	1 25
226396	11211	Attachment Arm Switch Bracket 226395 with 226394.....	3 35
200272b	11213	Attachment Arm Switch Bracket Hinge Screw .....	08
228032	11213	Attachment Arm Switch Bracket Hinge Screw Washer.....	01
226397	11213	Attachment Arm Switch Latch with 200272b and 226398.....	85
200272b	11213	Attachment Arm Switch Hinge Screw...	08
226398	11213	Attachment Arm Switch Hinge Screw Washer .....	01
226399	11213	Attachment Arm Switch Bracket Latch Spring .....	05
200911	11213	Attachment Arm Switch Bracket Screw	05
226419	11217	Bed Switch Locking Plate with two 200173 .....	75
226559	11511	Bed Switch Locking Plate Folder (on shank) .....	1 75
226560	11511	Bed Switch Guide (on shank).....	75
226416	11217	Bed Switch with two 200173.....	60
200305	11204	Bed Switch Hinge Screw.....	04
200175b	11204	Bed Switch Locking Plate Screw.....	05
200173	11215	Bed Switch Locking Plate Folder Screw	04
226562	11224	Bed Switch Locking Plate 226419 with 226416, 226559 and 226560.....	3 75



No.	Plate	Name	Each
211010	11355	Feed Dog (formerly "99") for 211009....	60
226561	11511	Guide and Separating Blade (on shank)	1 00
226563	11511	Guide and Separating Blade Bracket (intermediate) with two 200183.....	60
226564	11224	Guide and Separating Blade Bracket 226563 with 226561.....	1 60
200187	11213	Guide and Separating Blade Bracket Screw .....	04
202090	10443	Presser Foot Hinge Pin.....	01
226565	—	Presser Foot Plate.....	1 25
226566	11512	Presser Foot Plate Spring.....	25
200174D	11204	Presser Foot Plate Spring Screw.....	02
226567	11512	Presser Foot complete, Nos. 200174D, 202090, 226565 and 226566.....	2 25
226568	11512	Ruffling Blade.....	50
202610	11305	Ruffling Blade Clamp.....	02
200174D	11204	Ruffling Blade Clamp Screw.....	02
202597	11306	Ruffling Blade Lever with 202610 and two 200174D .....	1 25
202837	11218	Ruffling Blade Lever Bracket with 202599B and two 202602.....	1 75
202602	11215	Ruffling Blade Lever Bracket Pin.....	05
*202973	—	Ruffling Blade Lever Position Collar....	—
*202974	—	Ruffling Blade Lever Position Collar Position Pin.....	—
226407	11215	Ruffling Blade Lever Bracket Shaft with 200101D, 202973 and 202974.....	1 25
226429	11211	Ruffling Blade Lever Bracket Shaft 226407 with 200289B, 201537, 201566B, 202597, 202598, 202613, 202837 and two 202603 .....	4 75
202613	11213	Ruffling Blade Lever Bracket Spring....	03
200101B	11305	Ruffling Blade Lever Bracket Spring Screw .....	04
200289B	11202	Ruffling Blade Lever Hinge Screw.....	05
201537	11202	Ruffling Blade Lever Hinge Screw Nut..	03
202598	11305	Ruffling Blade Lever Spring.....	05
*200771	—	Ruffling Blade Lever Spring Stud.....	—
202599B	11305	Ruffling Blade Lever Spring Stud Bracket with 200771.....	25
201566B	11305	Ruffling Blade Lever Spring Thumb Nut	05
202603	11305	Ruffling Blade Lever Spring Thumb Nut Washer .....	01
202603	11305	Ruffling Blade Lever Spring Washer....	01
226410	11211	Switching Lever with 200043C, 200162, 200284 and 200909E.....	1 60
226411	11211	Switching Lever 226410 with 203935, 226348 and 226413.....	3 00
226431	—	Switching Lever 226411 with 226354.....	4 00

No.	Plate	Name	Each
226347	11203	Switching Lever Bell Crank.....	50
226348	11206	Switching Lever Bell Crank 226347 with 200659C and 201528C.....	60
200909E	11203	Switching Lever Bell Crank Hinge Screw	08
202668	11306	Switching Lever Bell Crank Slide Block	15
200659C	11203	Switching Lever Bell Crank Slide Block Screw Stud.....	05
201528C	11203	Switching Lever Bell Crank Slide Block Screw Stud Nut.....	01
202101	11201	Switching Lever Bell Crank Slide Block Screw Stud Washer.....	01
226413	11215	Switching Lever Latch.....	50
200284B	11204	Switching Lever Latch Hinge Screw....	05
203935	11215	Switching Lever Latch Spring.....	02
202027	11215	Switching Lever Latch Spring Pin.....	01
200162	11203	Switching Lever Latch Stop Screw.....	04
200043C	10436	Switching Lever Pinch Screw.....	04
226353	11211	Switching Lever Shaft.....	35
226354	11211	Switching Lever Shaft 226353 with 226355 and 226356.....	1 00
202305C	10436	Switching Lever Shaft Center.....	06
200043C	10436	Switching Lever Shaft Center Set Screw	04
226355	11211	Switching Lever Shaft Spring.....	30
226356	11204	Switching Lever Shaft Spring Collar with 200363C .....	1 25
200363C	11204	Switching Lever Shaft Spring Collar Set Screw .....	03
211009	11355	Throat Plate (formerly "99-F-1") 50 needle, hole, for needle sizes 3 to 5, made in gauges from $\frac{1}{8}$ to $\frac{5}{8}$ in. in steps of $\frac{1}{32}$ in., for 203462 and 211010.....	1 25
226569	—	Ruffling Combination No. 33 complete...	19 00



## No. 226616 COMBINATION

(FORMERLY No. 35.)

For Curtain Manufacture. Folds the Strip, Folds the Edges of the Curtain and the Ruffle. Has Stops for Instant Change to Scant or to Full Ruffling.

When Ordering, State Gauge Required.

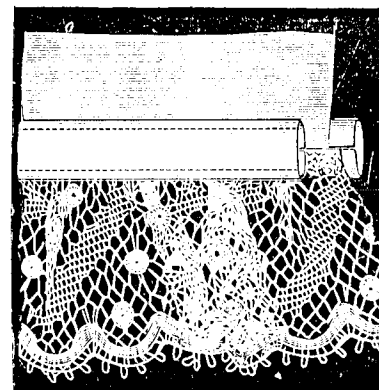
No.	Plate	Name	Each
211010	11355	Feed Dog (formerly "99") for 211011.....	60
226604	11518	Folder on Shank (lower).....	1 50
200174D	11204	Folder (lower) Screw.....	02
226605	11518	Folder on Shank (upper) with two 200174D .....	2 00
200173	11215	Folder (upper) Screw.....	04
226606	11519	Folder Base Plate with two each 200173 and 200174D.....	1 00
225708	11226	Folder Base Plate Spring.....	10
200246B	11226	Folder Base Plate Hinge Screw.....	08
200483B	11514	Folder Base Plate Thumb Screw.....	06
226607	11519	Folder Base Plate 226606 with 200246B, 200483B, 225708, 226604, 226605 and 226608 .....	4 50
226617	11519	Guide (for operators use in turning corner) .....	25
226609	11520	Presser Foot (strip folder).....	2 50
226608	11515	Ruffling Separating Blade.....	25
226506	11502	Ruffling Blade.....	50
202610	11305	Ruffling Blade Clamp.....	02
200174D	11204	Ruffling Blade Clamp Screw.....	02

## No. 226616 Combination

17

No.	Plate	Name	Each
202668	11306	Ruffling Blade Driving Lever Slide Block	15
202597	11306	Ruffling Blade Lever with 202610 and two 200174D .....	1 25
*203340	11202	Ruffling Blade Lever Bracket (adjustable) .....	25
203341	11306	Ruffling Blade Lever Bracket (adjustable) 203340 with 202599B.....	50
203342	11306	Ruffling Blade Lever Bracket Crank with two each 200098B, 200382C and 202600..	75
200382C	11305	Ruffling Blade Lever Bracket Crank Set Screw .....	02
200098B	10138	Ruffling Blade Lever Bracket Screw....	03
202600	11202	Ruffling Blade Lever Bracket Screw Washer .....	01
200289	11202	Ruffling Blade Lever Hinge Screw.....	05
201537	11202	Ruffling Blade Lever Hinge Screw Nut..	03
202598	11305	Ruffling Blade Lever Spring.....	05
*200771	---	Ruffling Blade Lever Spring Stud.....	---
202599B	11305	Ruffling Blade Lever Spring Stud Bracket with 200771.....	25
201566B	11305	Ruffling Blade Lever Spring Thumb Nut	05
202603	11305	Ruffling Blade Lever Spring Thumb Nut Washer .....	01
202603	11305	Ruffling Blade Lever Spring Washer....	01
202605B	11306	Ruffling Blade Lifting Lever.....	25
200168C	11306	Ruffling Blade Lifting Lever Set Screw..	02
202606	11303	Ruffling Blade Lifting Lever Stud (adjustable) .....	45
200072C	11010	Ruffling Blade Lifting Lever Pinch Screw	03
226610	11520	Ruffling Blade Regulating Lever with two each 200183D and 200382C.....	1 50
226611	11520	Ruffle Regulating Lever with 200179D (for making a full ruffle at the corner)	50
226612	11520	Ruffle Regulating Lever Spring.....	25
226613	11520	Ruffle Regulating Lever Stop.....	25
200179D	11208	Ruffle Regulating Lever Spring Screw...	02
200183D	11221	Ruffle Regulating Lever Stop Screw....	02
226614	11521	Ruffle Regulating Lever 226611 with 226612 .....	75
226410	11211	Switching Lever with 200043C, 200162, 200284 and 200909E.....	1 60
226615	11211	Switching Lever 226410 with 226348, 202668, 202104 and 226614.....	3 25
226791	---	Switching Lever 226615 with 226354.....	4 25
226347	11203	Switching Lever Bell Crank.....	50
226348	11206	Switching Lever Bell Crank 226347 with 200659C and 201528D.....	60
200909C	11203	Switching Lever Bell Crank Hinge Screw	08

No.	Plate	Name	Each
202668	11306	Switching Lever Bell Crank Slide Block	15
200659c	11203	Switching Lever Bell Crank Slide Block Screw Stud.....	05
201528c	11203	Switching Lever Bell Crank Slide Block Screw Stud Nut.....	04
202104	11204	Switching Lever Bell Crank Slide Block Screw Stud Washer.....	01
200284B	11204	Switching Lever Latch Hinge Screw....	05
200162D	11203	Switching Lever Latch Stop Screw.....	04
200043c	10436	Switching Lever Pinch Screw.....	04
226353	11211	Switching Lever Shaft.....	35
226354	11211	Switching Lever Shaft 226353 with 226355 and 226356.....	1 00
202305c	10436	Switching Lever Shaft Center.....	06
200043c	10436	Switching Lever Shaft Center Set Screw	04
226355	11211	Switching Lever Shaft Spring.....	30
226356	11204	Switching Lever Shaft Spring Collar with 200363c.....	25
200363c	11204	Switching Lever Shaft Spring Set Screw	03
211011	11358	Throat Plate (formerly "99-F") 50 needle hole, for needle sizes 3 to 5, made in gauges $\frac{1}{8}$ , $\frac{3}{16}$ , $\frac{1}{4}$ , $\frac{5}{16}$ and $\frac{3}{8}$ inch, for 203462 and 211010.....	1 25
226616	—	Ruffling Combination No. 35 complete...	13 50



## No. 226557 COMBINATION


(FORMERLY No. 37.)

For Sewing Lace in Corset Cover Arm Holes. It Folds the Upper  
and Under Strips and Guides the Material and Lace  
Between the Strips.

When Ordering, State Gauge Required.

No.	Plate	Name	Each
226537	11506	Attachment Arm Switch (to the right) with 226455 and two 200157B.....	2 00
226538	11506	Attachment Arm Switch Bracket with 226398, two 228032 and three 200272...	1 50
226545	—	Attachment Arm Switch Bracket 226538 with 226399, 226537, 226539 and 226540	5 30
226540	11507	Attachment Arm Switch Bracket Latch..	75
200272B	11213	Attachment Arm Switch Bracket Latch Hinge Screw.....	08
226398	11213	Attachment Arm Switch Bracket Latch Hinge Screw Washer.....	01
226399	11213	Attachment Arm Switch Bracket Latch Spring.....	05
200911D	11213	Attachment Arm Switch Bracket Screw	05
200272B	11213	Attachment Arm Switch Screw.....	08
228032	11213	Attachment Arm Switch Screw Washer	01
211010	11355	Feed Dog (formerly "99") for 211011....	60
226552	11509	Folder (on shank) for folding the under strip.....	2 50
200157	11204	Folder Screw.....	05
226553	11509	Guide (upper).....	50
226554	11509	Guide (lower).....	50

No.	Plate	Name	Each
226539	11506	Guide Bracket (intermediate) with two two 200175d and four 200174.....	1 00
200174d	11204	Guide Screw.....	02
226555	11509	Presser Foot (strip folder).....	2 50
226506	11502	Ruffling Blade.....	50
202610	11305	Ruffling Blade Clamp.....	02
200174d	11204	Ruffling Blade Clamp Screw.....	02
202597	11306	Ruffling Blade Lever with 202610 and two 200174d.....	1 25
*203340	11202	Ruffling Blade Lever Bracket (adjustable).....	25
203341	11306	Ruffling Blade Lever Bracket (adjustable) with 202599b.....	50
203342	11306	Ruffling Blade Lever Bracket Crank with two each 200098b, 200382c and 202600.....	75
200382c	11305	Ruffling Blade Lever Crank Set Screw.....	02
200098B	10438	Ruffling Blade Lever Bracket Screw.....	03
202600	11202	Ruffling Blade Lever Bracket Screw Washer.....	01
200289	11202	Ruffling Blade Lever Hinge Screw.....	05
201537	11202	Ruffling Blade Lever Hinge Screw Nut.....	03
202598	11305	Ruffling Blade Lever Spring.....	05
*200771	—	Ruffling Blade Lever Spring Stud.....	—
202599B	11305	Ruffling Blade Lever Spring Stud Bracket with 200771.....	25
201566B	11305	Ruffling Blade Lever Spring Thumb Nut.....	05
202603	11305	Ruffling Blade Lever Spring Thumb Nut Washer.....	01
202603	11305	Ruffling Blade Lever Spring Washer.....	01
202605B	11306	Ruffling Blade Lifting Lever.....	25
200168c	11306	Ruffling Blade Lifting Lever Set Screw.....	02
202606	11303	Ruffling Blade Lifting Lever Stud (adjustable) with 200072c and 200168c.....	45
226340	11202	Ruffling Blade Lifting Lever Stud 202606 with 202605b.....	70
200072c	11010	Ruffling Blade Lifting Lever Stud Pinch Screw.....	03
226556	11509	Ruffling Separating Blade.....	35
200174d	11204	Ruffling Separating Blade Screw.....	02
211011	11358	Throat Plate (formerly "99-F") 50 needle hole, for needle sizes 3 to 5, made in gauges 1, 2, 3, 4, 5 and 3/4 inch, for 203462 and 211010.....	1 25
226557	—	Ruffling Combination No. 37 complete.....	12 00



## No. 226578 COMBINATION


(FORMERLY No. 40.)

For Curtain Manufacture. It Folds the Edge of the Ruffle, Folds Both Edges of the Strip and Guides in Edge of Lace.

When Ordering, State Gauge Required.

No.	Plate	Name	Each
211010	11355	Feed Dog (formerly "99") for 211011.....	60
226570	11512	Folder (plate) with two 200173.....	2 00
226571	11512	Folder (plate) 226570 with 226576, 226577 and two 200174.....	3 00
200157	11204	Folder (plate) Screw.....	05
226572	11513	Guide (on shank).....	1 50
200183	11221	Guide Screw.....	02
226573	11513	Presser Foot with two 200183.....	2 50
226574	11513	Presser Foot 226573 with 226572.....	4 00
226575	11513	Ruffling Blade.....	50
202610	11305	Ruffling Blade Clamp.....	02
200174d	11204	Ruffling Blade Clamp Screw.....	02
202668	11306	Ruffling Blade Driving Lever Slide Block.....	15
202597	11306	Ruffling Blade Lever with 202610 and two 200174d.....	1 25

No.	Plate	Name	Each
*203340	11202	Ruffling Blade Lever Bracket (adjustable) .....	25
203341	11306	Ruffling Blade Lever Bracket (adjustable) 203340 with 202599B.....	50
203342	11306	Ruffling Blade Lever Bracket Crank with two each 200098B, 200382C and 202600 .....	75
200382C	11305	Ruffling Blade Lever Bracket Crank Set Screw .....	02
200098B	10438	Ruffling Blade Lever Bracket Screw....	03
202600	11202	Ruffling Blade Lever Bracket Screw Washer .....	01
200289	11202	Ruffling Blade Lever Hinge Screw.....	05
201537	11202	Ruffling Blade Lever Hinge Screw Nut..	03
202598	11305	Ruffling Blade Lever Spring.....	05
*200771	—	Ruffling Blade Lever Spring Stud.....	—
202599B	11305	Ruffling Blade Lever Spring Stud Bracket with 200771.....	25
201566B	11305	Ruffling Blade Lever Spring Thumb Nut	05
202603	11305	Ruffling Blade Lever Spring Thumb Nut Washer .....	01
202603	11305	Ruffling Blade Lever Spring Washer....	01
202605B	11306	Ruffling Blade Lifting Lever.....	25
200168C	11305	Ruffling Blade Lifting Lever Set Screw..	02
202606	11303	Ruffling Blade Lifting Lever Stud (adjustable) .....	45
200072C	11010	Ruffling Blade Lifting Lever Pinch Screw	03
202607	11307	Ruffling Blade Regulating Lever with two 200382C .....	1 50
202608	11303	Ruffling Blade Regulating Lever Index Slide .....	25
203343	11303	Ruffling Blade Regulating Lever Index Slide Stop.....	25
200157B	11204	Ruffling Blade Regulating Lever Index Slide Stop Screw.....	05
203349	11307	Ruffling Blade Regulating Lever Index Slide Stop Screw Washer.....	03
226576	11513	Ruffling Separating Blade.....	50
200174D	11204	Ruffling Separating Blade Screw.....	02
226577	11513	Ruffling Separating Blade Bracket with two 200174D.....	50
200173	11215	Ruffling Separating Blade Bracket Screw	01
211011	11358	Throat Plate (formerly "99-F") 50 needle hole, for needle sizes 3 to 5, made in gauges $\frac{1}{8}$ , $\frac{3}{16}$ , $\frac{1}{4}$ , $\frac{5}{16}$ and $\frac{3}{8}$ inch, for 203462 and 211010.....	1 25
226578	—	Ruffling Combination No. 40 complete..	10 00



## No. 226362 COMBINATION

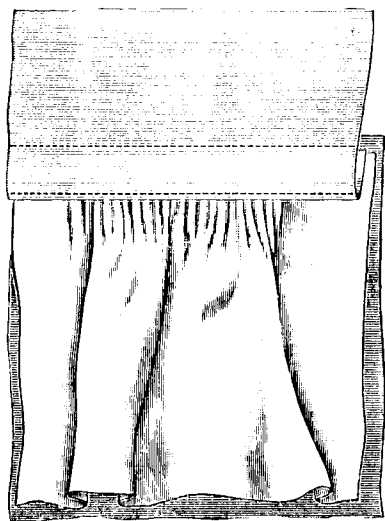
(FORMERLY No. 41)

For Shirt Yoke Work. Folds Both Edges of the Yoke and Guides the Body of the Shirt Between Them. The Amount of Fullness May be Varied as Desired.

No.	Plate	Name	Each
211006	11350	Feed Dog (formerly "26-F") for 211003..	75
226322	11510	Folder (lower) on Shank.....	1 50
226323	11510	Folder and Guide (upper) on Shank....	2 00
226324	11510	Folder Plate with four 200169E.....	1 00
226325	11510	Folder Plate 226324 with 226322 and 226323 .....	4 50
200169E	11204	Folder Plate Screw.....	04
200157B	11204	Folder Screw.....	05
226326	11219	Presser Foot (compound) Hinged, Nos. 200126C, 200178D, 202062, 202994, 203021, 226327 and 226328.....	2 50
226327	11203	Presser Foot Auxiliary Ruffling Foot....	50
200126C	11203	Presser Foot Auxiliary Ruffling Foot Screw .....	02
226328	11203	Presser Foot Auxiliary Ruffling Foot Spring .....	10
200178D	11203	Presser Foot Auxiliary Ruffling Foot Spring Screw.....	02

No.	Plate	Name	Each
202062	11203	Presser Foot Hinge Pin.....	01
203021	11203	Presser Foot Plate.....	1 15
202994	11203	Presser Foot Shank.....	1 00
226329	11202	Ruffling Blade.....	35
226330	11202	Ruffling Blade Clamp.....	05
200175	11202	Ruffling Blade Clamp Screw.....	02
226331	11202	Ruffling Blade Lever with 226330 and two 200175.....	2 00
*203340	11202	Ruffling Blade Lever Bracket (adjustable).....	25
226332	11216	Ruffling Blade Lever Bracket (adjustable) 203340 with 200113c, 200289b, 201537, 206042, 226331 and 226334.....	2 50
203342	11306	Ruffling Blade Lever Bracket Crank with two each 200098A, 200382c and 202600.....	75
200382c	11305	Ruffling Blade Lever Bracket Crank Set Screw.....	02
200098A	10438	Ruffling Blade Lever Bracket Screw.....	03
202600	11202	Ruffling Blade Lever Bracket Screw Washer.....	01
200289B	11202	Ruffling Blade Lever Hinge Screw.....	05
201537	11202	Ruffling Blade Lever Hinge Screw Nut..	03
206042	11202	Ruffling Blade Lever Spring.....	03
226334	11202	Ruffling Blade Lever Spring Bracket....	25
200113c	10436	Ruffling Blade Lever Spring Bracket Screw.....	03
226335	11201	Ruffling Blade Lifting Lever.....	75
226359	11201	Ruffling Blade Lifting Lever 226335 with 226336 and two 200907b.....	1 00
226336	11204	Ruffling Blade Lifting Lever Extension.....	25
200907B	11204	Ruffling Blade Lifting Lever Extension Screw.....	02
200284D	11204	Ruffling Blade Lifting Lever Hinge Screw.....	05
202104	11204	Ruffling Blade Lifting Lever Hinge Screw Washer.....	01
226337	11204	Ruffling Blade Lifting Lever Position Stop.....	15
200174D	11204	Ruffling Blade Lifting Lever Position Stop Screw.....	02
226338	11204	Ruffling Blade Lifting Pin.....	02
226339	11202	Ruffling Blade Regulating Lever with two 200382c.....	1 75
200382	11305	Ruffling Blade Regulating Lever Set Screw.....	02
226341	11223	Ruffling Blade Regulating Lever Shaft..	25
226360	11211	Ruffling Blade Regulating Lever Shaft 226341 with 202574, 203342 and 226332.....	3 75
202574	11306	Ruffling Blade Regulating Lever Shaft Collar with 200380c.....	15

No.	Plate	Name	Each
200380c	11202	Ruffling Blade Regulating Lever Shaft Collar Set Screw.....	02
203343	11204	Ruffling Blade Regulating Lever Slide Stop Block.....	25
200092B	11204	Ruffling Blade Regulating Lever Slide Stop Block Screw.....	03
203349	11307	Ruffling Blade Regulating Lever Slide Stop Block Screw Washer.....	03
226345	11211	Switching Lever with 200043c, 200284D, 200907E, 200909E, 226338 and three 200162D.....	1 60
226346	11211	Switching Lever 226345 with 202600, 226348 to 226352.....	3 75
226357	---	Switching Lever 226346 with 226354....	4 75
226347	11203	Switching Lever Bell Crank.....	50
226348	11206	Switching Lever Bell Crank 226347 with 200659c and 201528D.....	60
200909E	11203	Switching Lever Bell Crank Hinge Screw.....	08
226349	11203	Switching Lever Bell Crank Slide Block.....	25
200659	11203	Switching Lever Bell Crank Slide Block Screw Stud.....	05
201528D	11203	Switching Lever Bell Crank Slide Block Screw Stud Nut.....	04
202600	11202	Switching Lever Bell Crank Slide Block Screw Stud Washer.....	01
226350	11201	Switching Lever Handle.....	75
200162D	11203	Switching Lever Handle Screw.....	04
226351	11201	Switching Lever Latch.....	75
200284D	11204	Switching Lever Latch Hinge Screw.....	05
226352	11203	Switching Lever Latch Spring.....	05
200907E	11204	Switching Lever Latch Spring Screw....	02
200162D	11203	Switching Lever Latch Stop Screw.....	04
200043c	10436	Switching Lever Pinch Screw.....	04
226353	11211	Switching Lever Shaft.....	35
226354	11211	Switching Lever Shaft 226353 with 226355 and 226356.....	1 00
202305c	10436	Switching Lever Shaft Center.....	06
200043c	10436	Switching Lever Shaft Center Set Screw.....	04
226355	11211	Switching Lever Shaft Spring.....	30
226355	11211	Switching Lever Shaft Spring Collar with 200363c.....	25
200363c	11204	Switching Lever Shaft Spring Collar Set Screw.....	03
211003	11350	Throat Plate (formerly "21-12-F") 50 hole, for needle sizes 3 to 5, for 203253 and 211006.....	1 00
226362	---	Ruffling Combination No. 41 complete...	16 00



## No. 226587 COMBINATION

(FORMERLY No. 42.)


For Making Shirt Yokes. Folds in the Edge of the Outer Yoke, Inserting the Body of the Shirt, Forming the Yoke and Stitching it to the Inside Yoke at One Operation. The Inside Yoke is Then Turned Up So That It Shows Stitching on the Outside Only, the Inside Rows of Stitching Being Covered.

When Ordering, State Gauge Required.

No.	Plate	Name	Each
211020	11354	Feed Dog for 211019.....	75
226579	11514	Folder and Guide (on shank).....	4 00
200157B	11204	Folder Screw.....	05
226580	11514	Presser Foot Compound Hinged complete, Nos. 200126E, 200178D, 226581, 226582 and 226585.....	3 00
226581	11514	Presser Foot Auxiliary Ruffling Foot....	75
200126D	11203	Presser Foot Auxiliary Ruffling Foot Screw .....	02
226582	11514	Presser Foot Auxiliary Ruffling Foot Spring .....	10
200178D	11203	Presser Foot Auxiliary Ruffling Foot Spring Screw.....	01
202090	10443	Presser Foot Hinge Pin.....	07
*226584	—	Presser Foot Plate.....	—
*226583	—	Presser Foot Shank.....	—

No.	Plate	Name	Each
226585	11514	Presser Foot Shank 226583 with 202090 and 226584.....	2 25
226586	11514	Ruffling Blade.....	50
226330	11202	Ruffling Blade Clamp.....	05
200175	11202	Ruffling Blade Clamp Screw.....	02
226331	11202	Ruffling Blade Lever with 226330 and two 200175.....	2 00
203340	11202	Ruffling Blade Lever Bracket (adjust- able) .....	25
226332	11261	Ruffling Blade Lever Bracket (adjust- able) 203340 with 200113c, 200289B, 201537, 206042, 226331 and 226334....	2 50
203342	11306	Ruffling Blade Lever Bracket Crank with two each 200098B, 200382c and 202600..	75
200382c	11305	Ruffling Blade Lever Bracket Crank Set Screw .....	02
200098B	10438	Ruffling Blade Lever Bracket Screw....	03
202600	11202	Ruffling Blade Lever Bracket Screw Washer .....	01
200289B	11202	Ruffling Blade Lever Hinge Screw.....	05
201537	11202	Ruffling Blade Lever Hinge Screw Nut..	03
206042	11202	Ruffling Blade Lever Spring.....	03
226334	11202	Ruffling Blade Lever Spring Bracket....	25
200113c	10436	Ruffling Blade Lever Spring Bracket Screw .....	03
226335	11201	Ruffling Blade Lifting Lever.....	75
226359	11201	Ruffling Blade Lifting Lever 226355 with 226336 and two 200907B.....	1 00
226336	11204	Ruffling Blade Lifting Lever Extension..	25
200907B	11204	Ruffling Blade Lifting Lever Extension Screw .....	02
200284D	11204	Ruffling Blade Lifting Lever Hinge Screw	05
202104	11204	Ruffling Blade Lifting Lever Hinge Screw Washer .....	01
226337	11204	Ruffling Blade Lifting Lever Position Stop .....	15
200174D	11204	Ruffling Blade Lifting Lever Position Stop Screw .....	02
226338	11204	Ruffling Blade Lifting Pin.....	02
226339	11202	Ruffling Blade Regulating Lever with two 200382c .....	1 75
200382c	11305	Ruffling Blade Regulating Lever Set Screw .....	02
226341	11223	Ruffling Blade Regulating Lever Shaft..	25
226360	11211	Ruffling Blade Regulating Lever Shaft 226341 with 202574, 202342 and 226332..	3 75
202574	11306	Ruffling Blade Regulating Lever Shaft Collar with 200380c.....	15
200380c	11202	Ruffling Blade Regulating Lever Shaft Collar Set Screw.....	02

No.	Plate	Name	Each
203343	11204	Ruffling Blade Regulating Lever Slide Stop Block.....	25
200092B	11204	Ruffling Blade Regulating Lever Slide Stop Block Screw.....	03
203349	11307	Ruffling Blade Regulating Lever Slide Stop Block Screw Washer.....	03
226345	11211	Switching Lever with 200043c, 200284d, 200907E, 200909E, 226338 and three 200162b .....	1 60
226346	11211	Switching Lever 226345 with 202600 and 226348 to 226352.....	3 75
226357	—	Switching Lever 226346 with 226354....	4 75
226347	11203	Switching Lever Bell Crank.....	50
226348	11206	Switching Lever Bell Crank 226347 with 200659c and 201528b.....	60
200909E	11203	Switching Lever Bell Crank Hinge Screw	08
226349	11203	Switching Lever Bell Crank Slide Block	25
200659c	11203	Switching Lever Bell Crank Slide Block Screw Stud.....	05
201528b	11203	Switching Lever Bell Crank Slide Block Screw Stud Nut.....	04
202600	11202	Switching Lever Bell Crank Slide Block Screw Stud Washer.....	01
226350	11201	Switching Lever Handle.....	75
200162b	11203	Switching Lever Handle Screw.....	04
226351	11201	Switching Lever Latch.....	75
200284d	11204	Switching Lever Latch Hinge Screw....	05
226352	11203	Switching Lever Latch Spring.....	05
200907E	11204	Switching Lever Latch Spring Screw....	02
200162b	11203	Switching Lever Latch Stop Screw.....	04
200043c	10436	Switching Lever Pinch Screw.....	04
226353	11211	Switching Lever Shaft.....	35
226354	11211	Switching Lever Shaft 226353 with 226355 and 226356.....	1 00
202305c	10436	Switching Lever Shaft Center.....	06
200043c	10436	Switching Lever Shaft Center Set Screw	04
226355	11211	Switching Lever Shaft Spring.....	30
226356	11204	Switching Lever Shaft Spring Collar with 200363c.....	25
200363c	11204	Switching Lever Shaft Spring Collar Set Screw .....	03
211019	11354	Throat Plate (formerly "29-F") 50 needle hole, for needle sizes 3 to 5, made in gauges from $\frac{1}{4}$ to $\frac{3}{4}$ in. in steps of $\frac{1}{32}$ in., for 203462 and 211020.....	1 25
226587	—	Ruffling Combination No. 42 complete..	15 00



## No. 226590 COMBINATION

(FORMERLY No. 43.)

For Skirt Work. Has Strip Guide, Two Folders and Switching Device. Folds the Edge of the Skirt Up, Folds the Edge of the Ruffle Down and Guides a Strip Over Them.

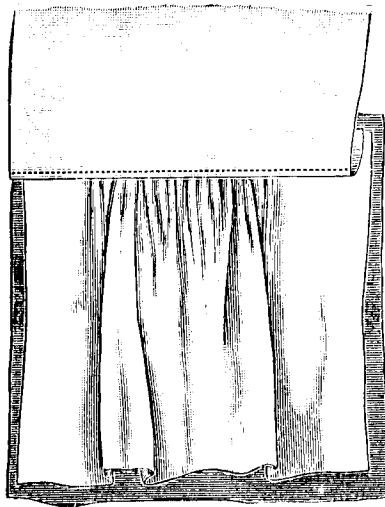
When Ordering, State Gauge Required.

No.	Plate	Name	Each
226393	11214	Attachment Arm Switch (to the right) with two 200187b.....	1 25
226394	11214	Attachment Arm Switch 226393 with 226397 and 226399.....	2 15
226395	11214	Attachment Arm Switch Bracket with 200272b, 228032 and two 200911.....	1 25
226396	11211	Attachment Arm Switch Bracket 226395 with 226394.....	3 35
200272B	11213	Attachment Arm Switch Bracket Hinge Screw .....	08
228032	11213	Attachment Arm Switch Bracket Hinge Screw Washer .....	01
200911	11213	Attachment Arm Switch Bracket Screw	05
226397	11213	Attachment Arm Switch Latch with 200272b and 226398.....	85
200272B	11213	Attachment Arm Switch Latch Hinge Screw .....	08
226398	11213	Attachment Arm Switch Latch Hinge Screw Washer.....	01
226399	11213	Attachment Arm Switch Latch Spring...	05



No.	Plate	Name	Each
211010	11355	Feed Dog (formerly "99") for 211011....	60
226588	11515	Folder and Separating Blade (on shank)	2 50
200157B	11204	Folder and Separating Blade Screw....	05
226589	11516	Folder (on shank) upper.....	2 00
200187B	11213	Folder Screw.....	04
226542	11507	Presser Foot (strip folder).....	2 50
226506	11502	Ruffling Blade.....	50
202610	11305	Ruffling Blade Clamp.....	02
200174b	11204	Ruffling Blade Clamp Screw.....	02
202597	11306	Ruffling Blade Lever with 202610 and two 200174b.....	1 25
*226403	---	Ruffling Blade Lever Bracket (adjust- able) .....	25
226404	11213	Ruffling Blade Lever Bracket (adjust- able) 226403 with 202599b.....	50
226415	11216	Ruffling Blade Lever Bracket 226404 with 200289, 201537, 201566b, 202597, 202598 and two 202603.....	1 85
226405	11213	Ruffling Blade Lever Bracket Crank with two each 200098b, 202600 and 202602..	1 00
226406	11211	Ruffling Blade Lever Bracket Crank 226405 with 202613 and 226407.....	2 25
202602	11215	Ruffling Blade Lever Bracket Crank Position Pin.....	05
202613	11213	Ruffling Blade Lever Bracket Crank Spring .....	03
200101b	11305	Ruffling Blade Lever Bracket Crank Spring Screw.....	04
*202973	---	Ruffling Blade Lever Bracket Position Collar .....	—
*202974	---	Ruffling Blade Lever Bracket Position Collar Position Pin.....	—
200098b	10438	Ruffling Blade Lever Bracket Screw....	03
202600	11202	Ruffling Blade Lever Bracket Screw Washer .....	01
226407	11215	Ruffling Blade Lever Bracket Shaft with 200101b, 202973 and 202974.....	1 25
226408	11211	Ruffling Blade Lever Bracket Shaft with 226406 and 226415.....	4 00
200289	11202	Ruffling Blade Lever Hinge Screw.....	05
201537	11202	Ruffling Blade Lever Hinge Screw Nut..	03
202598	11305	Ruffling Blade Lever Spring.....	05
*200771	---	Ruffling Blade Lever Spring Stud.....	—
202599b	11305	Ruffling Blade Lever Spring Stud Bracket with 200771.....	25
201566b	11305	Ruffling Blade Lever Spring Thumb Nut	05
202603	11305	Ruffling Blade Lever Spring Thumb Nut Washer .....	01
202603	11305	Ruffling Blade Lever Spring Washer....	01
226409	11213	Stop Block.....	35

No.	Plate	Name	Each
226410	11211	Switching Lever with 200043c, 200162, 200284 and 200909e.....	1 60
226411	11211	Switching Lever 226410 with 203935, 226412 and 226413.....	3 00
226431	---	Switching Lever 226411 with 226354....	4 00
226347	11203	Switching Lever Bell Crank.....	50
226348	11206	Switching Lever Bell Crank 226347 with 200659c and 201528b.....	60
200909e	11203	Switching Lever Bell Crank Hinge Screw	08
202668	11306	Switching Lever Bell Crank Slide Block	15
200659c	11203	Switching Lever Bell Crank Slide Block Screw Stud.....	05
201528c	11203	Switching Lever Bell Crank Slide Block Screw Stud Nut.....	04
202104	11204	Switching Lever Bell Crank Slide Block Screw Stud Washer.....	04
226413	11215	Switching Lever Latch.....	50
200284b	11204	Switching Lever Latch Hinge Screw....	05
203935	11215	Switching Lever Latch Spring.....	02
202027	11215	Switching Lever Latch Spring Pin.....	01
200162b	11203	Switching Lever Latch Stop Screw....	04
200043c	10436	Switching Lever Pinch Screw.....	04
226353	11211	Switching Lever Shaft.....	25
226354	11211	Switching Lever Shaft 226353 with 226355 and 226356.....	1 00
202305c	10436	Switching Lever Shaft Center.....	06
200043c	10436	Switching Lever Shaft Center Set Screw	04
226355	11211	Switching Lever Shaft Spring.....	30
226356	11204	Switching Lever Shaft Spring Collar with 200363c .....	25
200363c	11204	Switching Lever Shaft Spring Collar Set Screw .....	03
211011	11358	Throat Plate (formerly "99-F") 50 needle hole, for needle sizes 3 to 5, made in gauges 1, 2, 3, 4 and 5 inch, for 203462 and 211010.....	1 25
226590	---	Ruffling Combination No. 43 complete...	16 00



## No. 226363 COMBINATION

(FORMERLY No. 44.)

For Shirt Yoke Work. Folds in the Edge of the Outer Yoke Inserting the Body of the Shirt and Stitching it to the Inside At One Operation. The Inside Yoke is Then Turned Up So That It Shows Yoke Stitching on the Outside Only, the Inside Row of Stitching Being Covered.


No.	Plate	Name	Each
211006	11350	Feed Dog (formerly "26 F") for 211003...	75
226361	11205	Folder and Guide (on shank).....	4 00
200157B	11204	Folder Screw.....	05
226326	11219	Presser Foot (compound) hinged, complete, Nos. 200126c, 202062, 202994, 203021, 226327, 226328 and two 200178D	2 50
226327	11203	Presser Foot Auxiliary Ruffling Foot....	50
200126c	11203	Presser Foot Auxiliary Ruffling Foot Screw .....	02
226328	11203	Presser Foot Auxiliary Ruffling Foot Spring .....	10
200178D	11203	Presser Foot Auxiliary Ruffling Foot Spring Screw.....	02
202062	11203	Presser Foot Hinge Pin.....	01
203021	11203	Presser Foot Plate.....	1 15
202994	11203	Presser Foot Shank.....	1 00
226329	11202	Ruffling Blade.....	35
226330	11202	Ruffling Blade Clamp.....	05
200175	11202	Ruffling Blade Clamp Screw.....	02

## No. 226363 Combination

63

No.	Plate	Name	Each
226331	11202	Ruffling Blade Lever with 226330 and two 200175 .....	2 00
*203340	11202	Ruffling Blade Lever Bracket (adjustable) .....	25
226332	11216	Ruffling Blade Lever Bracket (adjustable) 203340 with 200113c, 200289B, 201537, 206042, 226331 and 226334.....	2 50
203342	11306	Ruffling Blade Lever Bracket Crank with two each 200098B, 200382c and 202600..	75
200382c	11305	Ruffling Blade Lever Bracket Crank Set Screw .....	02
200098B	10438	Ruffling Blade Lever Bracket Screw...	03
202600	11202	Ruffling Blade Lever Bracket Screw Washer .....	01
200289B	11202	Ruffling Blade Lever Hinge Screw.....	05
201537	11202	Ruffling Blade Lever Hinge Screw Nut..	03
206042	11202	Ruffling Blade Lever Spring.....	03
226334	11202	Ruffling Blade Lever Spring Bracket....	25
200113c	10436	Ruffling Blade Lever Spring Bracket Screw .....	03
226335	11201	Ruffling Blade Lifting Lever.....	75
226359	11201	Ruffling Blade Lifting Lever 226335 with 226336 and two 200907B.....	1 00
226336	11204	Ruffling Blade Lifting Lever Extension..	25
200907B	11204	Ruffling Blade Lifting Lever Extension Screw .....	02
200284D	11201	Ruffling Blade Lifting Lever Hinge Screw	05
202104	11204	Ruffling Blade Lifting Lever Hinge Screw Washer .....	01
226337	11204	Ruffling Blade Lifting Lever Position Stop .....	15
200174D	11204	Ruffling Blade Lifting Lever Position Stop Screw .....	02
226338	11204	Ruffling Blade Lifting Pin.....	02
226339	11202	Ruffling Blade Regulating Lever with two 200382c .....	1 75
200382c	11305	Ruffling Blade Regulating Lever Set Screw .....	02
226341	11223	Ruffling Blade Regulating Lever Shaft, in place of 203345.....	25
226360	11211	Ruffling Blade Regulating Lever Shaft 226341 with 202574, 202342 and 226332	3 75
202574	11306	Ruffling Blade Regulating Lever Shaft Collar with 200380c.....	15
200380c	11202	Ruffling Blade Regulating Lever Shaft Collar Set Screw.....	02
203343	11204	Ruffling Blade Regulating Lever Slide Stop Block.....	25
200092B	11204	Ruffling Blade Regulating Lever Slide Stop Block Screw.....	03

No.	Plate	Name	Each
203349	11307	Ruffling Blade Regulating Lever Slide Stop Block Screw Washer.....	03
226345	11211	Switching Lever with 200043c, 200284b, 200907e, 200909e, 226338 and three 200162b .....	1 60
226346	11211	Switching Lever 226345 with 202600 and 226348 to 226352 .....	3 75
226357	---	Switching Lever 226346 with 226354.....	4 75
226347	11203	Switching Lever Bell Crank.....	50
226348	11206	Switching Lever Bell Crank 226347 with 200659c and 201528b.....	60
200909e	11203	Switching Lever Bell Crank Hinge Screw	08
226349	11203	Switching Lever Bell Crank Slide Block	25
200659c	11203	Switching Lever Bell Crank Slide Block Screw Stud.....	05
201528b	11203	Switching Lever Bell Crank Slide Block Screw Stud Nut.....	04
202600	11202	Switching Lever Bell Crank Slide Block Screw Stud Washer.....	01
226350	11201	Switching Lever Handle.....	75
200162b	11203	Switching Lever Handle Screw.....	04
226351	11201	Switching Lever Latch.....	75
200284b	11204	Switching Lever Latch Hinge Screw....	05
226352	11203	Switching Lever Latch Spring.....	05
200907e	11204	Switching Lever Latch Spring Screw....	02
200162b	11203	Switching Lever Latch Stop Screw.....	04
200043c	10436	Switching Lever Pinch Screw.....	04
226353	11211	Switching Lever Shaft.....	35
226354	11211	Switching Lever Shaft 226353 with 226355 and 226356.....	1 00
202305e	10436	Switching Lever Shaft Center.....	06
200043c	10436	Switching Lever Shaft Center Set Screw	01
226355	11211	Switching Lever Shaft Spring.....	30
226356	11204	Switching Lever Shaft Spring Collar with 200363c.....	25
200363c	11204	Switching Lever Shaft Spring Collar Set Screw .....	03
211003	11350	Throat Plate (formerly "21-12-R") 50 needle hole, for needle sizes 3 to 5, for 203253 and 211006.....	1 00
226363	---	Ruffling Combination No. 44 complete....	14 00



## No. 226596 COMBINATION

(FORMERLY No. 45.)


For Making Wrappers and Similar Work. It Folds up the Edge of the Material and Folds Down the Ruffle for a Wide Heading.

When Ordering, State Gauge Required.

No.	Plate	Name	Each
226393	11214	Attachment Arm Switch (to the right) with two 200187b.....	1 25
226394	11214	Attachment Arm Switch 226393 with 226397 and 226399.....	2 15
226591	11516	Attachment Arm Switch Bracket with 200272b, 200566, 200911 and 228032....	1 35
226592	11516	Attachment Arm Switch Bracket 226591 with 226394.....	3 50
200272b	11213	Attachment Arm Switch Bracket Hinge Screw .....	08
228032	11213	Attachment Arm Switch Bracket Hinge Screw Washer.....	01
226397	11213	Attachment Arm Switch Latch with 200272b and 226398.....	85
200272b	11213	Attachment Arm Switch Latch Hinge Screw .....	08
226398	11213	Attachment Arm Switch Latch Hinge Screw Washer.....	01
226399	11213	Attachment Arm Switch Bracket Latch Spring .....	05

No.	Plate	Name	Each
200911	11213	Attachment Arm Switch Bracket Screw	05
200566	11512	Attachment Arm Switch Bracket Screw	06
211010	11355	Feed Dog (formerly "99") for 211011....	60
226593	11515	Folder and Separating Blade (on shank)	2 75
200157B	11204	Folder and Separating Blade Screw....	05
226594	11516	Folder (on shank) (upper).....	2 00
200187B	11213	Folder Screw.....	04
203404	11303	Presser Foot.....	1 00
226595	11515	Ruffling Blade.....	50
202610	11305	Ruffling Blade Clamp.....	02
200174D	11204	Ruffling Blade Clamp Screw.....	02
202597	11306	Ruffling Blade Lever with 202610 and two 200174D.....	1 25
226403	---	Ruffling Blade Lever Bracket (adjustable)	25
226404	11213	Ruffling Blade Lever Bracket (adjust- able) 226403 with 202599B.....	50
226415	11216	Ruffling Blade Lever Bracket 226404 with 200289, 201537, 201566B, 202597, 202598 and two 202603.....	1 85
226405	11213	Ruffling Blade Lever Bracket Crank with two each 200098B, 202600 and 202602..	1 00
226406	11211	Ruffling Blade Lever Bracket Crank 226405 with 202613 and 226407.....	2 25
202602	11215	Ruffling Blade Lever Bracket Crank Posi- tion Pin.....	05
202613	11213	Ruffling Blade Lever Bracket Crank Spring.....	03
200101D	11305	Ruffling Blade Lever Bracket Crank Spring Screw.....	04
*202973	---	Ruffling Blade Lever Bracket Position Collar.....	--
*202974	---	Ruffling Blade Lever Bracket Position Collar Position Pin.....	--
200098B	10438	Ruffling Blade Lever Bracket Screw....	03
202600	11202	Ruffling Blade Lever Bracket Screw Washer.....	01
226407	11215	Ruffling Blade Lever Bracket Shaft with 200101D, 202973 and 202974.....	1 25
226408	11211	Ruffling Blade Lever Bracket Shaft with 226406 and 226115.....	4 00
200289	11202	Ruffling Blade Lever Hinge Screw.....	05
201537	11202	Ruffling Blade Lever Hinge Screw Nut..	03
202598	11305	Ruffling Blade Lever Spring.....	05
*200771	---	Ruffling Blade Lever Spring Stud.....	--
202599B	11305	Ruffling Blade Lever Spring Stud Bracket with 200771.....	25
201566B	11305	Ruffling Blade Lever Spring Thumb Nut	05
202603	11305	Ruffling Blade Lever Spring Thumb Nut Washer.....	01
202603	11305	Ruffling Blade Lever Spring Washer....	01

No.	Plate	Name	Each
226409	11213	Stop Block.....	35
226410	11211	Switching Lever with 200043C, 200162, 200284 and 200909C.....	1 60
226411	11211	Switching Lever 226410 with 203935, 226412 and 226413.....	3 00
226431	---	Switching Lever 226411 with 226354....	4 00
226347	11203	Switching Lever Bell Crank.....	50
226348	11206	Switching Lever Bell Crank 226347 with 200659C and 201528B.....	60
200909C	11203	Switching Lever Bell Crank Hinge Screw	08
202668	11306	Switching Lever Bell Crank Slide Block	15
200659C	11203	Switching Lever Bell Crank Slide Block Screw Stud.....	05
201528C	11203	Switching Lever Bell Crank Slide Block Screw Stud Nut.....	04
202104	11204	Switching Lever Bell Crank Slide Block Screw Stud Washer.....	01
226413	11215	Switching Lever Latch.....	50
200284B	11204	Switching Lever Latch Hinge Screw....	05
203935	11215	Switching Lever Latch Spring.....	02
202027	11215	Switching Lever Latch Spring Pin.....	01
200162D	11203	Switching Lever Latch Stop Screw....	04
200043C	10436	Switching Lever Pinch Screw.....	04
226353	11211	Switching Lever Shaft.....	35
226354	11211	Switching Lever Shaft 226353 with 226355 and 226356.....	1 00
202305C	10436	Switching Lever Shaft Center.....	06
200043C	10436	Switching Lever Shaft Center Set Screw	04
226355	11211	Switching Lever Shaft Spring.....	30
226356	11204	Switching Lever Shaft Spring Collar with 200363C.....	25
200363C	11204	Switching Lever Shaft Spring Collar Set Screw.....	03
211011	11358	Throat Plate (formerly "99-F") 50 needle hole, for needle sizes 3 to 5, made in gauges 1, $\frac{3}{8}$ , $\frac{1}{2}$ , $\frac{5}{8}$ and $\frac{3}{4}$ inch, for 203462 and 211010.....	1 25
226596	---	Ruffling Combination No. 45 complete...	14 00



Specimen of Work Done on 226599 Combination.

## No. 226599 COMBINATION

(FORMERLY No. 47.)

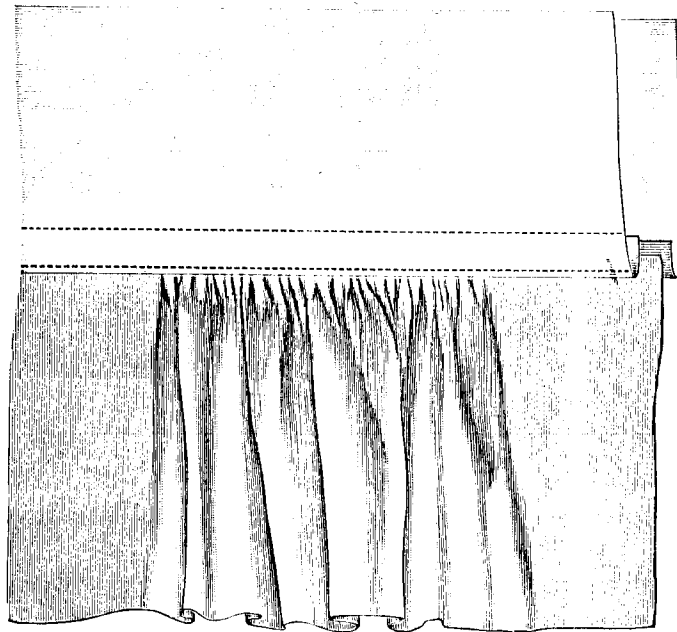
Produces Work Similar to That Done with Combination No. 33.  
This Combination Has Shorter Guides, Having Greater  
Clearance for Seams to Pass Through and is Better  
Adapted for Circular or Tubular Work than No. 33.

When Ordering, State Gauge Required.

No.	Plate	Name	Each
226393	11214	Attachment Arm Switch (to the right) with two 200187B.....	1 25
226394	11214	Attachment Arm Switch 226393 with 226397 and 226399.....	2 15
226432	11214	Attachment Arm Switch Bracket with 200272B, 228032 and two 200911.....	1 25
200911	11213	Attachment Arm Switch Bracket Screw	05
226433	11214	Attachment Arm Switch Bracket 226432 and 226394.....	3 35
200272B	11213	Attachment Arm Switch Hinge Screw...	08
228032	11213	Attachment Arm Switch Hinge Screw Washer .....	01
226397	11213	Attachment Arm Switch Latch with 200272B and 226398.....	85
200272B	11213	Attachment Arm Switch Latch Hinge Screw .....	08
228032	11213	Attachment Arm Switch Latch Hinge Screw Washer.....	01
226399	11213	Attachment Arm Switch Latch Spring..	05
226416	11217	Bed Switch with two 200173.....	60
226598	11516	Bed Switch Folder (plate) 226419 with 226416, 226421 and 226597.....	3 75
226597	11517	Bed Switch Guide (on shank).....	75
200173	11215	Bed Switch Guide Screw.....	04
200305	11204	Bed Switch Hinge Screw.....	04
226419	11217	Bed Switch Locking Plate with two 200173 .....	75
226421	11217	Bed Switch Locking Plate Hemmer (on shank) .....	1 50
200157B	11204	Bed Switch Locking Plate Hemmer Screw .....	04
200157B	11204	Bed Switch Locking Plate Screw.....	05
211030	11356	Feed Dog (formerly "134") for 211028 and 211029 .....	75

No.	Plate	Name	Each
226422	11215	Guide and Separating Blade (on shank)	1 00
226423	11215	Guide and Separating Blade Bracket (intermediate) with two 200173.....	60
226424	11212	Guide and Separating Blade Bracket 226423 with 226422.....	1 60
200187	11213	Guide and Separating Blade Bracket Screw .....	04
200173	11215	Guide and Separating Blade Screw.....	04
202090	10443	Presser Foot Hinge Pin.....	01
226565	—	Presser Foot Plate.....	1 25
226566	11512	Presser Foot Plate Spring.....	25
200174D	11204	Presser Foot Plate Spring Screw.....	02
202932	—	Presser Foot Shank.....	75
226567	11512	Presser Foot complete, Nos. 200174D, 202090, 202932, 226465 and 226566.....	2 25
226568	11512	Ruffling Blade.....	50
202610	11305	Ruffling Blade Clamp.....	02
200174D	11204	Ruffling Blade Clamp Screw.....	02
202597	11306	Ruffling Blade Lever with 202610 and two 200174D.....	1 25
202837	11218	Ruffling Blade Lever Bracket with 202599B and two 202602.....	1 75
202602	11215	Ruffling Blade Lever Bracket Pin.....	05
*202973	—	Ruffling Blade Lever Bracket Position Collar .....	—
*202974	—	Ruffling Blade Lever Bracket Position Collar Position Pin.....	—
226407	11215	Ruffling Blade Lever Bracket Shaft with 200101D, 202973 and 202974.....	1 25
226429	11211	Ruffling Blade Lever Bracket Shaft 226407 with 200289B, 201537, 201566B, 202597, 202598, 202613, 202837 and two 202603.....	4 75
202613	11213	Ruffling Blade Lever Bracket Spring....	02
200101B	11305	Ruffling Blade Lever Bracket Screw....	04
200289B	11202	Ruffling Blade Lever Hinge Screw.....	05
201537	11202	Ruffling Blade Lever Hinge Screw Nut..	02
202598	11305	Ruffling Blade Lever Spring.....	05
*200771	—	Ruffling Blade Lever Spring Stud.....	—
202599B	11305	Ruffling Blade Lever Spring Stud Bracket with 200771.....	25
201566B	11305	Ruffling Blade Lever Spring Thumb Nut	05
202603	11305	Ruffling Blade Lever Spring Thumb Nut Washer .....	01
202603	11305	Ruffling Blade Lever Spring Washer....	01
226410	11211	Switching Lever with 200043c, 200162, 200284 and 200909E.....	1 60
226411	11211	Switching Lever 226410 with 203935, 226348 and 226413.....	3 00
226431	—	Switching Lever 226411 with 226354.....	4 0

No.	Plate	Name	Each
226347	11203	Switching Lever Bell Crank.....	50
226348	11206	Switching Lever Bell Crank 226347 with 200659c and 201528c.....	60
200909E	11203	Switching Lever Bell Crank Hinge Screw	08
202668	11306	Switching Lever Bell Crank Slide Block	15
200659c	11203	Switching Lever Bell Crank Slide Block Screw Stud.....	05
201528c	11203	Switching Lever Bell Crank Slide Block Screw Stud Nut.....	04
202104	11204	Switching Lever Bell Crank Slide Block Screw Stud Washer.....	01
226413	11215	Switching Lever Latch.....	50
200284B	11204	Switching Lever Latch Hinge Screw....	05
203935	11215	Switching Lever Latch Spring.....	02
202027	11215	Switching Lever Latch Spring Pin....	01
200162	11203	Switching Lever Latch Stop Screw.....	04
200043c	10436	Switching Lever Pinch Screw.....	04
226353	11211	Switching Lever Shaft.....	35
226354	11211	Switching Lever Shaft 226353 with 226355 and 226356.....	1 00
202305c	10436	Switching Lever Shaft Center.....	06
200043c	10436	Switching Lever Shaft Center Set Screw	04
226355	11211	Switching Lever Shaft Spring.....	30
226356	11204	Switching Lever Shaft Spring Collar with 200363c .....	25
200363c	11204	Switching Lever Shaft Spring Collar Set Screw .....	03
211028	11356	Throat Plate (formerly "134") 50 needle hole, for needle sizes 3 to 5, made in gauges $\frac{1}{4}$ , $\frac{3}{8}$ , $\frac{1}{2}$ , $\frac{11}{16}$ , $\frac{3}{4}$ , $\frac{13}{16}$ and $\frac{7}{8}$ inch, for 203462 and 211030.....	1 25
211029	11356	Throat Plate (formerly "134") 46 needle hole, for needle sizes 5 to 7, made in gauges $\frac{1}{4}$ , $\frac{3}{8}$ , $\frac{1}{2}$ , $\frac{11}{16}$ , $\frac{3}{4}$ , $\frac{13}{16}$ and $\frac{7}{8}$ inch, for 203462 and 211030.....	1 25
226599	—	Ruffling Combination No. 47 complete..	18 50



## No. 226603 COMBINATION

(FORMERLY No. 48.)

For Making Shirt Yokes in a Manner Similar to Combination No.

41, But Using Two Needles Instead of One.

When Ordering, State Gauge Required.

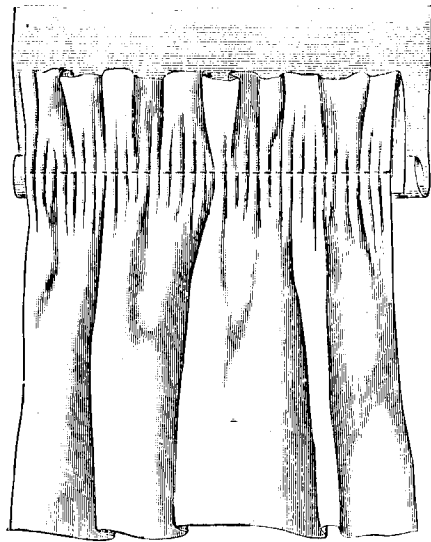
No.	Plate	Name	Each
211020	11354	Feed Dog for 211019.....	75
226600	11517	Folder (lower) on shank.....	1 50
226601	11517	Folder and Guide (upper) on shank.....	2 50
226579	11514	Folder and Guide (on shank).....	4 06
200173	11215	Folder and Guide Screw.....	01
226324	11510	Folder Plate with four 200173.....	1 00
226602	11518	Folder Plate 226324 with 226600 and 226601 .....	4 00
200157B	11204	Folder Plate Screw.....	05
226581	11514	Presser Foot Auxiliary Ruffling Foot....	75
200126E	11203	Presser Foot Auxiliary Ruffling Foot Screw .....	01

No.	Plate	Name	Each
226582	11514	Presser Foot Auxiliary Ruffling Foot Spring .....	10
200178D	11203	Presser Foot Auxiliary Ruffling Foot Spring Screw.....	02
202090	10413	Presser Foot Hinge Pin.....	01
*226584	—	Presser Foot Plate.....	1 25
*226583	—	Presser Foot Shank.....	1 00
226585	11514	Presser Foot Shank 226583 with 202090 and 226584.....	2 25
226580	11514	Presser Foot Compound Hinged complete, Nos. 200126E, 200178D, 226581, 226582 and 226585.....	3 00
226586	11514	Ruffling Blade.....	50
226330	11202	Ruffling Blade Clamp.....	05
200175	11202	Ruffling Blade Clamp Screw.....	02
226331	11202	Ruffling Blade Lever with 226330 and two 200175 .....	2 00
*203340	11202	Ruffling Blade Lever Bracket (adjust- able) .....	25
226332	11216	Ruffling Blade Lever Bracket (adjust- able) 203340 with 200113C, 200289B, 201537, 206042, 226331 and 226334....	2 50
203342	11306	Ruffling Blade Lever Bracket Crank with two each 200098B, 200382C and 202600..	75
200382C	11305	Ruffling Blade Lever Bracket Crank Set Screw .....	02
200098B	10438	Ruffling Blade Lever Bracket Screw....	03
202600	11202	Ruffling Blade Lever Bracket Screw Washer .....	01
200289B	11202	Ruffling Blade Lever Hinge Screw.....	05
201537	11202	Ruffling Blade Lever Hinge Screw Nut..	03
206042	11202	Ruffling Blade Lever Spring.....	03
226334	11202	Ruffling Blade Lever Spring Bracket....	25
200113C	10436	Ruffling Blade Lever Spring Bracket Screw .....	03
226335	11201	Ruffling Blade Lifting Lever.....	75
226359	11201	Ruffling Blade Lifting Lever 226355 with 226336 and two 200907B.....	1 00
226336	11204	Ruffling Blade Lifting Lever Extension..	25
200907B	11204	Ruffling Blade Lifting Lever Extension Screw .....	02
200284D	11204	Ruffling Blade Lifting Lever Hinge Screw	05
202104	11204	Ruffling Blade Lifting Lever Hinge Screw Washer .....	01
226337	11204	Ruffling Blade Lifting Lever Position Stop .....	15
200174D	11204	Ruffling Blade Lifting Lever Position Stop Screw.....	02
226338	11204	Ruffling Blade Lifting Pin.....	02

No.	Plate	Name	Each
226339	11202	Ruffling Blade Regulating Lever with two 200382c, in place of 202607.....	1 75
200382c	11305	Ruffling Blade Regulating Lever Set Screw .....	02
226341	11223	Ruffling Blade Regulating Lever Shaft, in place of 203345.....	25
226360	11211	Ruffling Blade Regulating Lever Shaft 226341 with 202574, 202342 and 226332..	3 75
202574	11306	Ruffling Blade Regulating Lever Shaft Collar with 200380c.....	15
200380c	11202	Ruffling Blade Regulating Lever Shaft Collar Set Screw.....	02
203343	11204	Ruffling Blade Regulating Lever Slide Stop Block.....	25
200092b	11204	Ruffling Blade Regulating Lever Slide Stop Block Screw.....	03
203349	11307	Ruffling Blade Regulating Lever Slide Stop Block Screw Washer.....	03
226345	11211	Switching Lever with 200043c, 200284d, 200907e, 200909e, 226338 and three 200162d .....	1 60
226346	11211	Switching Lever 226345 with 202600 and 226348 to 226352.....	3 75
226357	—	Switching Lever 226346 with 226354.....	4 75
226347	11203	Switching Lever Bell Crank .....	50
226348	11206	Switching Lever Bell Crank 226347 with 200659c and 201528d.....	60
200909e	11203	Switching Lever Bell Crank Hinge Screw	08
226349	11203	Switching Lever Bell Crank Slide Block	25
200659c	11203	Switching Lever Bell Crank Slide Block Screw Stud.....	05
201528d	11203	Switching Lever Bell Crank Slide Block Screw Stud Nut.....	04
202600	11202	Switching Lever Bell Crank Slide Block Screw Stud Washer.....	01
226350	11201	Switching Lever Handle.....	75
200162d	11203	Switching Lever Handle Screw.....	04
226351	11201	Switching Lever Latch.....	75
200284d	11204	Switching Lever Latch Hinge Screw....	05
226352	11203	Switching Lever Latch Spring.....	05
200907e	11204	Switching Lever Latch Spring Screw....	02
200162d	11203	Switching Lever Latch Stop Screw....	04
200043c	10436	Switching Lever Pinch Screw.....	04
226353	11211	Switching Lever Shaft.....	35
226354	11211	Switching Lever Shaft 226353 with 226355 and 226356.....	1 00

No.	Plate	Name	Each
202305c	10436	Switching Lever Shaft Center.....	06
200043c	10436	Switching Lever Shaft Center Set Screw	04
226355	11211	Switching Lever Shaft Spring.....	30
226356	11204	Switching Lever Shaft Spring Collar with 200363c .....	25
200363c	11204	Switching Lever Shaft Collar Set Screw	03
211019	11351	Throat Plate (formerly "29-F") 50 needle hole, for needle sizes 3 to 5, made in gauges from $\frac{3}{16}$ in. to $\frac{5}{16}$ in. in steps of $\frac{1}{16}$ in., for 203462 and 211020.....	1 25
226603	—	Ruffling Combination No. 48 complete...	15 00





## No. 226414 COMBINATION

(FORMERLY No. 50)


FOR WRAPPER WORK

Folds Up the Edge of the Material and Folds Down the Ruffle for a Wide Heading.

No.	Plate	Name	Each
226393	11214	Attachment Arm Switch (to the right) with two 200187B.....	1 25
226394	11214	Attachment Arm Switch with 226393, 226397 and 226399.....	2 15
226395	11214	Attachment Arm Switch Bracket with 200272B, 228032 and two 200911.....	1 25
226396	11211	Attachment Arm Switch Bracket 226395 with 226394.....	3 35
200911	11213	Attachment Arm Switch Bracket Screw..	05
200272B	11213	Attachment Arm Switch Hinge Screw...	08
228032	11213	Attachment Arm Switch Hinge Screw Washer .....	01
226397	11213	Attachment Arm Switch Latch with 200272B and 226398.....	85
200272B	11213	Attachment Arm Switch Latch Hinge Screw .....	08
226398	11213	Attachment Arm Switch Latch Hinge Screw Washer .....	01

No.	Plate	Name	Each
226399	11213	Attachment Arm Switch Latch Spring..	05
211002	11350	Feed Dog (formerly "123") for 211001...	75
226400	11212	Folder (on shank).....	2 00
200187B	11213	Folder Screw.....	04
226402	11213	Hemmer and Separating Blade on Shank, Hems the under material for a finished heading. The Combination produces a ruffle stitched to a single piece of material with two finished headings .....	2 50
200157B	11204	Hemmer and Separating Blade Screw...	05
203330	11303	Presser Foot.....	85
226366	11209	Ruffling Blade.....	35
202610	11305	Ruffling Blade Clamp.....	02
200171D	11204	Ruffling Blade Clamp Screw.....	02
202597	11306	Ruffling Blade Lever with 202610 and two 200194b.....	1 25
*226403	---	Ruffling Blade Lever Bracket (adjustable) .....	25
226404	11213	Ruffling Blade Lever Bracket (adjustable) 226403 with 202599B.....	50
226415	11216	Ruffling Blade Lever Bracket 226404 with 200289, 201537, 201566B, 202597, 202598 and two 202603.....	1 85
226405	11213	Ruffling Blade Lever Bracket Crank with two each 200098A, 202600 and 202602..	1 00
226406	11211	Ruffling Blade Lever Bracket Crank 226405 with 202613 and 226407.....	2 25
202602	11215	Ruffling Blade Lever Bracket Crank Position Pin.....	05
202613	11213	Ruffling Blade Lever Bracket Crank Spring .....	03
200101D	11305	Ruffling Blade Lever Bracket Crank Spring Screw.....	04
*202973	---	Ruffling Blade Lever Bracket Position Collar .....	---
*202974	---	Ruffling Blade Lever Bracket Position Collar Position Pin.....	---
200098A	10438	Ruffling Blade Lever Bracket Screw....	03
202600	11202	Ruffling Blade Lever Bracket Screw Washer .....	01
226407	11215	Ruffling Blade Lever Bracket Shaft with 200101b, 202973 and 202974.....	1 25
226408	11211	Ruffling Blade Lever Bracket Shaft with 226406 and 226415.....	4 00
200289	11202	Ruffling Blade Lever Hinge Screw.....	05
201537	11202	Ruffling Blade Lever Hinge Screw Nut..	03
202598	11305	Ruffling Blade Lever Spring.....	05

No.	Plate	Name	Each
*200771	---	Ruffling Blade Lever Spring Stud.....	—
202599B	11305	Ruffling Blade Lever Spring Stud Bracket with 200771.....	25
201566B	11305	Ruffling Blade Lever Spring Thumb Nut	05
202603	11305	Ruffling Blade Lever Spring Thumb Nut Washer .....	01
202603	11305	Ruffling Blade Lever Spring Washer....	01
226409	11213	Stop Block.....	35
226410	11211	Switching Lever with 200043c, 200162, 200284 and 200909c.....	1 60
226411	11211	Switching Lever 226410 with 203935, 226348 and 226413.....	3 00
226431	---	Switching Lever 226411 with 226354....	4 00
226347	11203	Switching Lever Bell Crank .....	50
226348	11206	Switching Lever Bell Crank 226347 with 200659c and 201528b.....	60
200909E	11203	Switching Lever Bell Crank Hinge Screw	08
202668	11306	Switching Lever Bell Crank Slide Block	15
200659c	11203	Switching Lever Bell Crank Slide Block Screw Stud.....	05
201528	11203	Switching Lever Bell Crank Slide Block Screw Stud Nut.....	04
202104	11204	Switching Lever Bell Crank Slide Block Screw Stud Washer.....	01
226413	11215	Switching Lever Latch.....	50
200284B	11204	Switching Lever Latch Hinge Screw....	05
203935	11215	Switching Lever Latch Spring .....	02
202027	11215	Switching Lever Latch Spring Pin.....	01
200162B	11203	Switching Lever Latch Stop Screw.....	01
200043c	10436	Switching Lever Pinch Screw.....	04
226353	11211	Switching Lever Shaft.....	35
226354	11211	Switching Lever Shaft 226353 with 226355 and 226356.....	1 00
202305c	10436	Switching Lever Shaft Center.....	06
200043c	10436	Switching Lever Shaft Center Set Screw	04
226355	11211	Switching Lever Shaft Spring.....	30
226356	11204	Switching Lever Shaft Spring Collar with 200363c .....	25
200363c	11204	Switching Lever Shaft Spring Collar Set Screw .....	03
211001	11350	Throat Plate (formerly "123-F") 50 needle hole, for needle sizes 3 to 5, for 203253 and 211002.....	1 00
226414	---	Ruffling Combination No. 50 complete...	14 00



## No. 226430 COMBINATION

(FORMERLY NO. 51)


For Skirt and Petticoat Manufacturing. Folds the Edge of the Material and Guides the Strip Between the Folds and Ruffles It. It also Lays a Cord in the Upper Fold. It Has a Switching Device for Throwing the Ruffler and the Folders Out of Action to Finish.

No.	Plate	Name	Each
226393	11214	Attachment Arm Switch (to the right) with two 200187B.....	\$ 1 25
226394	11214	Attachment Arm Switch 226393 with 226397 and 226399.....	2 15

No.	Plate	Name	Each
226432	11214	Attachment Arm Switch Bracket with 200272B, 228032 and two 200911.....	1 25
226433	11211	Attachment Arm Switch Bracket 226432 with 226394.....	3 35
200911	11213	Attachment Arm Switch Bracket Screw	05
200272B	11213	Attachment Arm Switch Hinge Screw....	08
228032	11213	Attachment Arm Switch Hinge Screw Washer .....	01
226397	11213	Attachment Arm Switch Latch with 200272B and 226398.....	85
200272B	11213	Attachment Arm Switch Latch Hinge Screw .....	08
226398	11213	Attachment Arm Switch Latch Hinge Screw Washer.....	01
226399	11213	Attachment Arm Switch Latch Spring..	05
226416	11217	Bed Switch with two 200173.....	60
226418	11217	Bed Switch Cord Guide (on shank)....	1 25
200173	11215	Bed Switch Cord Guide Screw.....	04
200305	11204	Bed Switch Hinge Screw.....	04
226419	11217	Bed Switch Locking Plate with two 200173 .....	75
226420	11201	Bed Switch Locking Plate 226419 with 226416, 226418 and 226421.....	4 00
226421	11217	Bed Switch Locking Plate Hemmer (on shank) .....	1 50
200173	11215	Bed Switch Locking Plate Hemmer Screw	04
200157B	11204	Bed Plate Locking Plate Screw.....	05
211045	11354	Feed Dog for 211004.....	75
226422	11215	Guide and Separating Blade (on shank)	1 00
226423	11215	Guide and Separating Blade Bracket (intermediate) with two 200173.....	60
226424	11212	Guide and Separating Blade Bracket 226423 with 226422.....	1 60
200187	11213	Guide and Separating Blade Bracket Screw .....	04
200173	11215	Guide and Separating Blade Screw.....	04
226426	11218	Presser Foot.....	1 00
226427	11218	Ruffling Blade.....	35
202610	11305	Ruffling Blade Clamp.....	02
200174D	11204	Ruffling Blade Clamp Screw.....	02
202597	11306	Ruffling Blade Lever with 202610 and two 200174D .....	1 25
202837	11218	Ruffling Blade Lever Bracket with 202599B and two 202602.....	1 75
202602	11215	Ruffling Blade Lever Bracket Pin.....	05
*202973	—	Ruffling Blade Lever Bracket Position Collar .....	—

No.	Plate	Name	Each
*202974	—	Ruffling Blade Lever Bracket Position Collar Position Pin.....	—
226407	11215	Ruffling Blade Lever Bracket Shaft with 200101B, 202973 and 202974.....	1 25
226429	11211	Ruffling Blade Lever Bracket Shaft 226407 with 200289B, 201537, 201566B, 202597, 202598, 202613, 202837 and two 202603	4 75
202613	11213	Ruffling Blade Lever Bracket Spring....	03
200101B	11305	Ruffling Blade Lever Bracket Spring Screw .....	04
200289B	11202	Ruffling Blade Lever Hinge Screw.....	05
201537	11202	Ruffling Blade Lever Hinge Screw Nut..	03
202598	11305	Ruffling Blade Lever Spring.....	05
*200771	—	Ruffling Blade Lever Spring Stud.....	—
202599B	11305	Ruffling Blade Lever Spring Stud Bracket with 200771.....	25
201566B	11305	Ruffling Blade Lever Spring Thumb Nut	05
202603	11305	Ruffling Blade Lever Spring Thumb Nut Washer .....	01
202603	11305	Ruffling Blade Lever Spring Washer....	01
226410	11211	Switching Lever with 200043C, 200162, 200284 and 200909E.....	1 60
226411	11211	Switching Lever 226410 with 203935, 226348 and 226413.....	3 00
226431	—	Switching Lever 226411 with 226354.....	4 00
226347	11203	Switching Lever Bell Crank.....	50
226348	11206	Switching Lever Bell Crank 226347 with 200659C and 201528C.....	60
200909E	11203	Switching Lever Bell Crank Hinge Screw	08
202668	11306	Switching Lever Bell Crank Slide Block	15
200659C	11203	Switching Lever Bell Crank Slide Block Screw Stud.....	05
201528C	11203	Switching Lever Bell Crank Slide Block Screw Stud Nut.....	04
202104	11204	Switching Lever Bell Crank Slide Block Screw Stud Washer.....	01
226413	11215	Switching Lever Latch.....	50
200284B	11204	Switching Lever Latch Hinge Screw....	05
203935	11215	Switching Lever Latch Spring.....	02
202027	11215	Switching Lever Latch Spring Pin.....	01
200162	11203	Switching Lever Latch Stop Screw.....	04
200043C	10436	Switching Lever Pinch Screw.....	04
226353	11211	Switching Lever Shaft.....	35
226354	11211	Switching Lever Shaft 226353 with 226355 and 226356.....	1 00
202305C	10436	Switching Lever Shaft Center.....	06
200043C	10436	Switching Lever Shaft Center Set Screw	04

No.	Plate	Name	Each
226355	11211	Switching Lever Shaft Spring.....	30
226356	11204	Switching Lever Shaft Spring Collar with 200363c .....	25
200363c	11204	Switching Lever Shaft Spring Collar Set Screw .....	03
211004	11350	Throat Plate (formerly "26-1-F") 50 needle hole, for needle sizes 3 to 5, for 203253 and 211006.....	1 00
226430	—	Ruffling Combination No. 51 complete...	16 50



## No. 226620 COMBINATION

(FORMERLY No. 55.)

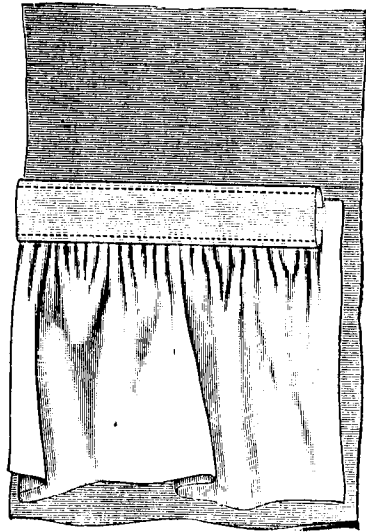
For Skirt Manufacture. Folds the Strip Over the Cord With a  
Presser Folder, Folds up the Edge of the Material and  
Folds Down the Edge of the Ruffle.

When Ordering, State Gauge Required.

No.	Plate	Name	Each
226393	11214	Attachment Arm Switch (to the right) with two 200187b.....	1 25
226394	11214	Attachment Arm Switch 226393 with 226397 and 226398.....	2 15
226395	11214	Attachment Arm Switch Bracket with 200272b, 228032 and two 200911.....	1 25
226396	11211	Attachment Arm Switch Bracket 226395 with 226391.....	3 35
200911	11213	Attachment Arm Switch Bracket Screw	05
200272B	11213	Attachment Arm Switch Hinge Screw...	08
228032	11213	Attachment Arm Switch Hinge Screw Washer .....	01
226397	11213	Attachment Arm Switch Latch with 200272b and 226398.....	85
200272B	11213	Attachment Arm Switch Latch Hinge Screw .....	08
226398	11213	Attachment Arm Switch Latch Hinge Screw Washer.....	01

No.	Plate	Name	Each
226399	11213	Attachment Arm Switch Latch Spring..	05
211010	11355	Feed Dog (formerly "99") for 211011....	60
226618	11516	Folder (on shank).....	2 00
200187B	11213	Folder Screw.....	04
226588	11515	Folder and Separating Blade (on shank)	2 50
200157B	11204	Folder and Separating Blade Screw....	05
226619	11521	Presser Foot (cord guide and strip folder)	3 00
226534	11505	Ruffling Blade.....	50
202610	11305	Ruffling Blade Clamp.....	02
200174b	11204	Ruffling Blade Clamp Screw.....	02
202597	11306	Ruffling Blade Lever with 202610 and two 200174b.....	1 25
202837	11218	Ruffling Blade Lever Bracket with 202599b and two 202602.....	1 75
202602	11215	Ruffling Blade Lever Bracket Pin.....	05
*202973	—	Ruffling Blade Lever Bracket Position Collar .....	—
*202974	—	Ruffling Blade Lever Bracket Position Collar Position Pin.....	—
226407	11215	Ruffling Blade Lever Bracket Shaft with 200101b, 202973 and 202974.....	1 25
226429	11211	Ruffling Blade Lever Bracket Shaft 226407 with 200289b, 201537, 201566b, 202597, 202598, 202613, 202837 and two 202603.....	4 75
202613	11213	Ruffling Blade Lever Bracket Spring....	03
200101b	11305	Ruffling Blade Lever Bracket Spring Screw .....	04
200289B	11202	Ruffling Blade Lever Hinge Screw.....	05
201537	11202	Ruffling Blade Lever Hinge Screw Nut..	03
202598	11305	Ruffling Blade Lever Spring.....	05
*200771	—	Ruffling Blade Lever Spring Stud.....	—
202599B	11305	Ruffling Blade Lever Spring Stud Bracket with 200771.....	25
201566B	11305	Ruffling Blade Lever Spring Thumb Nut	05
202603	11305	Ruffling Blade Lever Spring Thumb Nut Washer .....	01
202603	11305	Ruffling Blade Lever Spring Washer....	01
226410	11211	Switching Lever with 200043c, 200162, 200284 and 200909E.....	1 60
226411	11211	Switching Lever 226410 with 203935, 226348 and 226413.....	3 00
226431	—	Switching Lever 226411 with 226354....	4 00
226347	11203	Switching Lever Bell Crank.....	50
226348	11206	Switching Lever Bell Crank 226347 with 200659c and 201528c.....	60
200909E	11203	Switching Lever Bell Crank Hinge Screw	05
202668	11306	Switching Lever Bell Crank Slide Block	15
200659c	11203	Switching Lever Bell Crank Slide Block Screw Stud.....	05

No.	Plate	Name	Each
201528c	11203	Switching Lever Bell Crank Slide Block Screw Stud Nut.....	04
202104	11204	Switching Lever Bell Crank Slide Block Screw Stud Washer.....	01
226413	11215	Switching Lever Latch.....	50
200284B	11204	Switching Lever Latch Hinge Screw....	05
203935	11215	Switching Lever Latch Spring.....	02
202027	11215	Switching Lever Latch Spring Pin.....	01
200162	11203	Switching Lever Latch Stop Screw....	04
200043c	10436	Switching Lever Pinch Screw.....	04
226353	11211	Switching Lever Shaft.....	3a
226354	11211	Switching Lever Shaft 226353 with 226355 and 226356.....	1 00
202305c	10436	Switching Lever Shaft Center.....	06
200043c	10436	Switching Lever Shaft Center Set Screw	04
226355	11211	Switching Lever Shaft Spring.....	30
226356	11204	Switching Lever Shaft Spring Collar with 200363c.....	25
200363c	11204	Switching Lever Shaft Spring Collar Set Screw .....	03
211011	11358	Throat Plate (formerly "99-F") 50 needle hole, for needle sizes 3 to 5, made in gauges $\frac{1}{8}$ , $\frac{3}{32}$ , $\frac{1}{4}$ , $\frac{5}{32}$ and $\frac{3}{16}$ inch, for 203462 and 211010.....	1 25
226620	—	Ruffling Combination No. 55 complete...	16 00



## No. 226623 COMBINATION

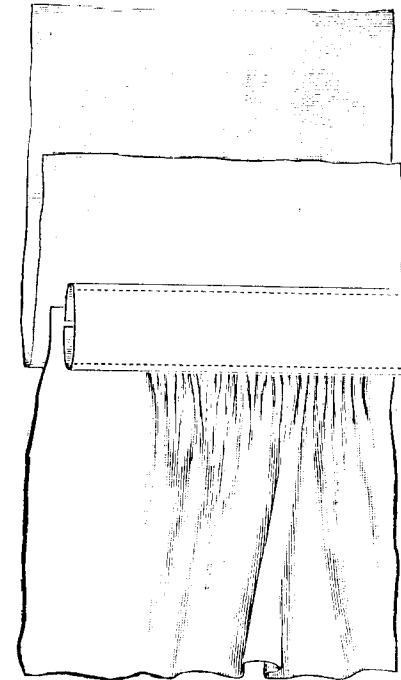
(FORMERLY No. 57.)

Produces the Same Work as Combination No. 3, Except That It Does Not Fold But Only Guides a Strip Already Folded. When Ordering, State Gauge Required.

No.	Plate	Name	Each
226537	11506	Attachment Arm Switch (to the right) with two 200157 and 226455.....	2 00
200272B	11213	Attachment Arm Switch Screw.....	08
228032	11213	Attachment Arm Switch Screw Washer..	01
226538	11506	Attachment Arm Switch Bracket with 226398, two 228032 and three 200272b..	1 50
226540	11507	Attachment Arm Switch Latch.....	70
200272B	11213	Attachment Arm Switch Latch Hinge Screw .....	08
226398	11213	Attachment Arm Switch Latch Hinge Screw Washer.....	01
226399	11213	Attachment Arm Switch Latch Spring..	05
200911D	11213	Attachment Arm Switch Bracket Screw..	05
211010	11355	Feed Dog (formerly "99") for 211008....	60
226539	11506	Guide and Separating Blade Bracket (intermediate) with two 200175D and four 200174D.....	1 00
200157B	11204	Guide and Separating Blade Bracket Screw .....	05

No.	Plate	Name	Each
226455	11221	Guide and Separating Blade Bracket Screw Clamp Washer.....	05
226553	11509	Guide .....	50
200174D	11204	Guide Screw.....	02
226622	11521	Presser Foot (strip guide).....	1 75
226506	11502	Ruffling Blade.....	50
202610	11305	Ruffling Blade Clamp.....	02
200174D	11204	Ruffling Blade Clamp Screw.....	02
202597	11306	Ruffling Blade Lever with 202610 and two 200174D.....	1 25
*203340	11202	Ruffling Blade Lever Bracket (adjustable) .....	25
203341	11306	Ruffling Blade Lever Bracket (adjustable) 203340 with 202599B.....	50
203342	11306	Ruffling Blade Lever Bracket Crank with two each 200098B, 200382C and 202600	75
200382C	11305	Ruffling Blade Lever Bracket Crank Set Screw .....	02
200098B	10138	Ruffling Blade Lever Bracket Screw....	03
202600	11202	Ruffling Blade Lever Bracket Screw Washer .....	01
200289	11202	Ruffling Blade Lever Hinge Screw.....	05
201537	11202	Ruffling Blade Lever Hinge Screw Nut..	03
202598	11305	Ruffling Blade Lever Spring.....	05
*200771	---	Ruffling Blade Lever Spring Stud.....	---
202599B	11305	Ruffling Blade Lever Spring Stud Bracket with 200771.....	25
201566B	11305	Ruffling Blade Lever Spring Thumb Nut	05
202603	11305	Ruffling Blade Lever Spring Thumb Nut Washer .....	01
202603	11305	Ruffling Blade Lever Spring Washer....	01
226621	11521	Ruffling Separating Blade.....	35
202610	11305	Ruffling Separating Blade Clamp.....	02
200174D	11204	Ruffling Separating Blade Clamp Screw	02
226410	11211	Switching Lever with 200043C, 200162, 200284 and 200909E.....	1 60
226411	11211	Switching Lever 226410 with 203935 and 226413 .....	3 00
226431	---	Switching Lever 226411 with 226354....	4 00
226347	11203	Switching Lever Bell Crank.....	50
226348	11206	Switching Lever Bell Crank 226347 with 200659C and 201528D.....	60
200909E	11203	Switching Lever Bell Crank Hinge Screw	08
202668	11306	Switching Lever Bell Crank Slide Block	15
200659C	11203	Switching Lever Bell Crank Slide Block Screw Stud.....	05
201528C	11203	Switching Lever Bell Crank Slide Block Screw Stud Nut.....	04
202104	11204	Switching Lever Bell Crank Slide Block Screw Stud Washer.....	01

No.	Plate	Name	Each
226413	11215	Switching Lever Latch.....	50
200284B	11204	Switching Lever Latch Hinge Screw....	05
203935	11215	Switching Lever Latch Spring.....	02
202027	11215	Switching Lever Latch Spring Pin.....	01
200162D	11203	Switching Lever Latch Stop Screw....	04
200043C	10436	Switching Lever Pinch Screw.....	04
226353	11211	Switching Lever Shaft.....	35
226354	11211	Switching Lever Shaft 226353 with 226355 and 226356.....	1 00
202305C	10436	Switching Lever Shaft Center.....	06
200043C	10436	Switching Lever Shaft Center Set Screw	04
226355	11211	Switching Lever Shaft Spring.....	30
226356	11204	Switching Lever Shaft Spring Collar with 200363C.....	25
200363C	11204	Switching Lever Shaft Spring Collar Set Screw .....	03
211008	11355	Throat Plate (formerly "99-A") 50 needle hole, for needle sizes 3 to 5, made in gauges $\frac{1}{4}$ , $\frac{3}{16}$ , $\frac{1}{8}$ , $\frac{11}{32}$ , $\frac{3}{8}$ inch, for 203462 and 211010.....	1 50
226544	11507	Throat Plate Bolster.....	25
200157B	11204	Throat Plate Bolster Screw.....	05
200567	11507	Throat Plate Screw.....	05
226623	—	Ruffling Combination No. 57 complete...	12 00



## No. 226631 COMBINATION

(FORMERLY No. 59.)

olds the Material for a Facing, Guides the Ruffle and a Strip  
Already Folded.

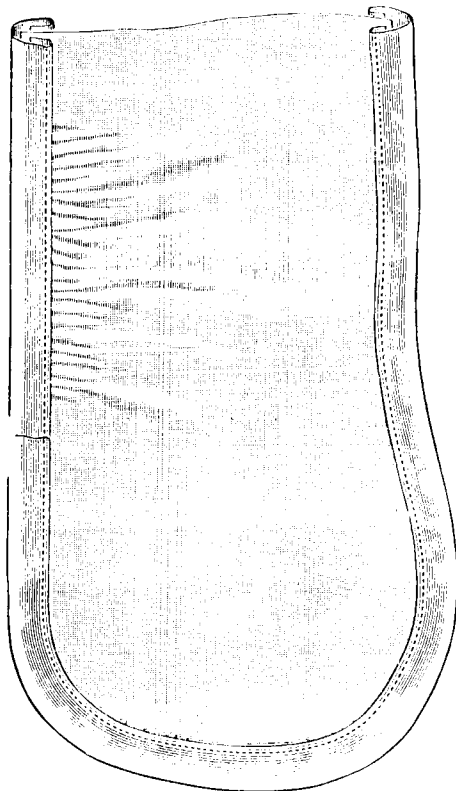
When Ordering, State Gauge Required.

No.	Plate	Name	Each
11010	11355	Feed Dog (formerly "99") for 211011....	60
26626	11523	Folder (plate) with two 200173.....	2 50
26628	11523	Folder (plate) 226626 with 226627 and 226629 .....	5 00
00157B	11204	Folder Screw.....	05
26627	11523	Guide (on shank) with two 200178 ....	1 75
00173	11215	Guide Screw.....	04
26630	11524	Presser Foot (strip guide).....	1 75
26498	11500	Ruffling Blade .....	50
02610	11305	Ruffling Blade Clamp.....	02
00174D	11204	Ruffling Blade Clamp Screw.....	02
02597	11306	Ruffling Blade Lever with 202610 and two 200174D.....	1 25
02837	11218	Ruffling Blade Lever Bracket with 202599B and two 202602.....	1 75

No.	Plate	Name	Each
202602	11215	Ruffling Blade Lever Bracket Pin.....	05
*202973	—	Ruffling Blade Lever Bracket Position Collar .....	--
*202974	—	Ruffling Blade Lever Bracket Position Collar Position Pin.....	---
226624	11506	Ruffling Blade Lever Bracket Shaft with 200101b, 202973 and 202974.....	1 25
226625	11522	Ruffling Blade Lever Bracket Shaft 226624 with 200289b, 201537, 201566b, 202574, 202597, 202598, 202613, 202837 and two 202603.....	4 75
202574	11306	Ruffling Blade Lever Bracket Shaft Collar with 200380c.....	15
200380c	11202	Ruffling Blade Lever Bracket Shaft Collar Set Screw.....	02
202613	11213	Ruffling Blade Lever Bracket Spring....	03
200101b	11305	Ruffling Blade Lever Bracket Spring Screw .....	04
200289b	11202	Ruffling Blade Lever Hinge Screw.....	05
201537	11202	Ruffling Blade Lever Hinge Screw Nut..	02
202598	11305	Ruffling Blade Lever Spring.....	07
*200771	—	Ruffling Blade Lever Spring Stud.....	—
202599b	11305	Ruffling Blade Lever Spring Stud Bracket with 200771.....	27
201566b	11305	Ruffling Blade Lever Spring Thumb Nut	05
202603	11305	Ruffling Blade Lever Spring Thumb Nut Washer .....	01
202603	11305	Ruffling Blade Lever Spring Washer....	01
226629	11521	Ruffling Separating Blade.....	21
200178b	11203	Ruffling Separating Blade Screw.....	01
226410	11211	Switching Lever with 200043c, 200162, 200284 and 200909e.....	1 6
226411	11211	Switching Lever 226410 with 203935, 226348 and 226413.....	3 0
226347	11203	Switching Lever Bell Crank.....	5
226348	11206	Switching Lever Bell Crank 226347 with 200659c and 201528b.....	6
200909e	11203	Switching Lever Bell Crank Hinge Screw	0
202668	11306	Switching Lever Bell Crank Slide Block	1
200659c	11203	Switching Lever Bell Crank Slide Block Screw Stud.....	0
201528b	11203	Switching Lever Bell Crank Slide Block Screw Stud Nut.....	0
202104	11204	Switching Lever Bell Crank Slide Block Screw Stud Washer.....	0
226413	11215	Switching Lever Latch.....	5
200284b	11204	Switching Lever Latch Hinge Screw....	0
203935	11215	Switching Lever Latch Spring.....	0
202027	11215	Switching Lever Latch Spring Pin.....	0
200162	11203	Switching Lever Stop Screw.....	0

No.	Plate	Name	Each
200043c	10436	Switching Lever Pinch Screw.....	04
226353	11211	Switching Lever Shaft.....	35
226354	11211	Switching Lever Shaft 226353 with 226355 and 226356.....	1 00
202305c	10436	Switching Lever Shaft Center.....	06
200043c	10436	Switching Lever Shaft Center Set Screw	04
226355	11211	Switching Lever Shaft Spring.....	30
226356	11204	Switching Lever Shaft Spring Collar with 200363c .....	25
200363c	11204	Switching Lever Shaft Spring Collar Set Screw .....	03
211011	11358	Throat Plate (formerly "99-F") 50 needle hole, for needle sizes 3 to 5, made in gauges 1, 2, 3, 4 and 5 inch, for 203462 and 211010.....	1 25
226631	—	Ruffling Combination No. 59 complete...	13 50





## No. 226443 COMBINATION

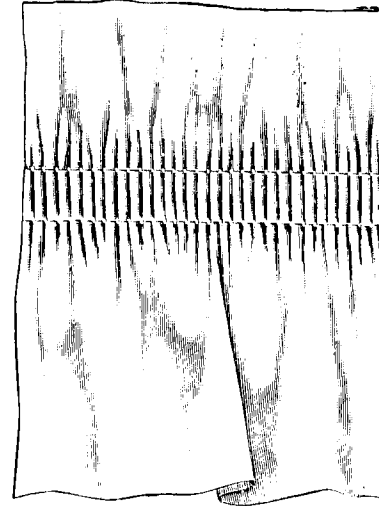
(FORMERLY No. 60.)

For Binding and Gathering Irregular Shapes. Has a Switching Device for Finishing at the End of the Circuit.

No.	Plate	Name	Each
226434	11218	Binder on shank.....	1 00
226435	11224	Binder Swing Bracket complete.....	1 00
Note: For descriptive items of 226435 see Swing Bracket for Attachments.			
211006	11350	Feed Dog (formerly "26-F") for 211005..	75
226437	11218	Presser Foot (hinged).....	1 75
202090	10443	Presser Foot Hinge Pin.....	01
226438	11218	Presser Foot Plate.....	1 50
202924	11218	Presser Foot Shank.....	60

No.	Plate	Name	Each
226439	11221	Ruffling Blade.....	35
202610	11305	Ruffling Blade Clamp.....	02
200174d	11204	Ruffling Blade Clamp Screw.....	02
202597	11306	Ruffling Blade Lever with 202610 and two 200174d.....	1 25
202837	11218	Ruffling Blade Lever Bracket with 202599b and two 202602.....	1 75
202602	11215	Ruffling Blade Lever Bracket Pin.....	05
*202973	—	Ruffling Blade Lever Bracket Position Collar.....	—
*202974	—	Ruffling Blade Lever Bracket Position Collar Position Pin.....	—
226407	11215	Ruffling Blade Lever Bracket Shaft with 200101b, 202973 and 202974.....	1 25
226429	11211	Ruffling Blade Lever Bracket Shaft 226407 with 200289b, 201537, 201566b, 202597, 202598, 202613, 202837 and two 202603.....	4 75
202613	11213	Ruffling Blade Lever Bracket Spring....	03
200101b	11305	Ruffling Blade Lever Bracket Spring Screw.....	04
200289b	11202	Ruffling Blade Lever Hinge Screw.....	05
201537	11202	Ruffling Blade Lever Hinge Screw Nut..	03
202598	11305	Ruffling Blade Lever Spring.....	05
*200771	—	Ruffling Blade Lever Spring Stud.....	—
202599b	11305	Ruffling Blade Lever Spring Stud Bracket with 200771.....	25
201566b	11305	Ruffling Blade Lever Spring Thumb Nut	05
202603	11305	Ruffling Blade Lever Spring Thumb Nut Washer.....	01
202603	11305	Ruffling Blade Lever Spring Washer....	01
226440	11221	Separating Blade on Shank with 200173b	50
226441	11219	Separating Blade 226440 with 226442....	75
226442	11221	Separating Blade Ribbon Guide.....	25
200183b	11221	Separating Blade Ribbon Guide Screw..	02
200157b	11204	Separating Blade Screw.....	05
<b>SWING BRACKET FOR ATTACHMENTS.</b>			
226110	11220	Swing Bracket with 200369b and 200855e	40
226435	11224	Swing Bracket 226110 with 201563b, 225735, 225925 and two 200157b.....	1 00
200369b	11220	Swing Bracket Adjusting Screw.....	06
225735	11220	Swing Bracket Base.....	40
200157b	11204	Swing Bracket Base Screw.....	05
200157b	11204	Swing Bracket Hinge Screw.....	05
225925	11220	Swing Bracket Hinge Screw Spring Washer.....	05
200855e	11220	Swing Bracket Screw Stud.....	02
201563b	11220	Swing Bracket Screw Stud Thumb Nut	10

No.	Plate	Name	Each
226410	11211	Switching Lever with 200043c, 200162, 200284 and 200909e.....	1 60
226411	11211	Switching Lever 226410 with 203935, 226348 and 226413.....	3 00
226347	11203	Switching Lever Bell Crank.....	50
226348	11206	Switching Lever Bell Crank 226347 with 200659c and 201528b.....	60
200909e	11203	Switching Lever Bell Crank Hinge Screw	08
202668	11306	Switching Lever Bell Crank Slide Block	15
200659c	11203	Switching Lever Bell Crank Slide Block Screw Stud.....	05
201528b	11203	Switching Lever Bell Crank Slide Block Screw Stud Nut.....	04
202104	11204	Switching Lever Bell Crank Slide Block Screw Stud Washer.....	01
226413	11215	Switching Lever Latch.....	50
200284b	11204	Switching Lever Latch Hinge Screw....	05
203935	11215	Switching Lever Latch Spring.....	02
202027	11215	Switching Lever Latch Spring Pin.....	01
200162	11203	Switching Lever Stop Screw.....	04
200043c	10436	Switching Lever Pinch Screw.....	04
226353	11211	Switching Lever Shaft.....	35
226354	11211	Switching Lever Shaft 226353 with 226355 and 226356.....	1 00
202305c	10436	Switching Lever Shaft Center.....	06
200043c	10436	Switching Lever Shaft Center Set Screw	04
226355	11211	Switching Lever Shaft Spring.....	30
226356	11204	Switching Lever Shaft Spring Collar with 200363c.....	25
200363c	11204	Switching Lever Shaft Spring Collar Set Screw .....	03
211005	11350	Throat Plate, 50 needle hole, for needle sizes 3 to 5, for 203253 and 211006....	1 00
226443	—	Ruffling Combination No. 60 complete...	10 00



**No. 226632 COMBINATION**

(FORMERLY No. 62.)

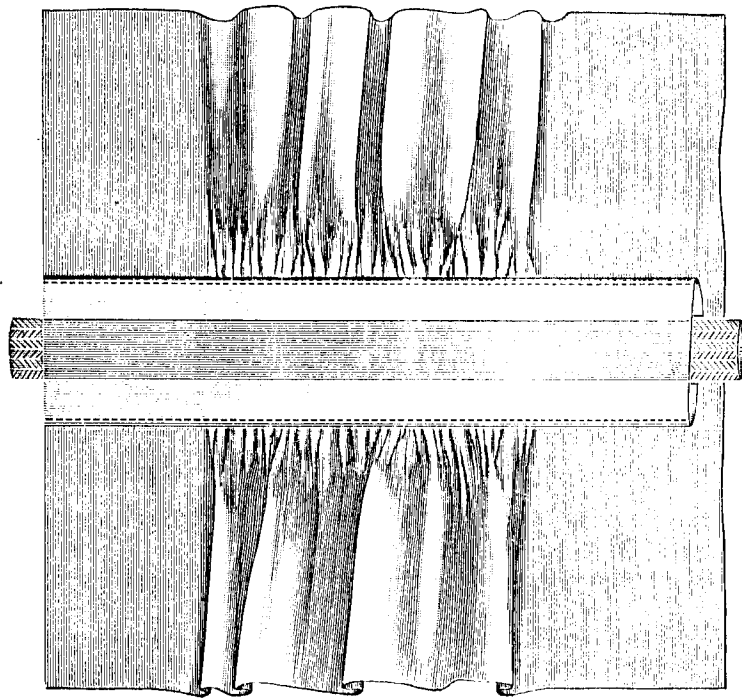
Produces a Plain Ruffle. Has a Switching Device That Throws the Ruffling Blade Out of Action to do Plain Sewing.

When Ordering, State Gauge Required.

No.	Plate	Name	Each
211010	11355	Feed Dog (formerly "99") for 211011.....	60
203405	11303	Ruffling Blade.....	50
202610	11305	Ruffling Blade Clamp.....	02
200174b	11204	Ruffling Blade Clamp Screw.....	02
203336	11306	Ruffling Blade Driving Lever.....	1 10
203337	11304	Ruffling Blade Driving Lever 203336 with 200101b, 203338 and 203339.....	1 25
203338	11306	Ruffling Blade Driving Lever Shaft.....	15
202574	11306	Ruffling Blade Driving Lever Shaft Collar with 200380c.....	15
200380c	11202	Ruffling Blade Driving Lever Shaft Collar Set Screw.....	02
203339	11306	Ruffling Blade Driving Lever Shaft Position Pin.....	02
202668	11306	Ruffling Blade Driving Lever Slide Block	15
202597	11306	Ruffling Blade Lever with 202610 and two 200174b .....	1 25
203340	11202	Ruffling Blade Lever Bracket (adjustable) .....	25

No.	Plate	Name	Each
203341	11306	Ruffling Blade Lever Bracket (adjustable) 203340 with 202599b.....	50
203342	11306	Ruffling Blade Lever Bracket Crank with two each 200098b, 200382c and 202607	75
200382c	11305	Ruffling Blade Lever Bracket Crank Set Screw .....	02
200098b	10438	Ruffling Blade Lever Bracket Screw.....	03
202600	11202	Ruffling Blade Lever Bracket Screw Washer .....	01
200289	11202	Ruffling Blade Lever Hinge Screw.....	05
201537	11202	Ruffling Blade Lever Hinge Screw Nut..	03
202598	11305	Ruffling Blade Lever Spring.....	05
*200771	—	Ruffling Blade Lever Spring Stud.....	—
202599b	11305	Ruffling Blade Lever Spring Stud Bracket with 200771.....	25
201566b	11305	Ruffling Blade Lever Spring Thumb Nut	05
202603	11305	Ruffling Blade Lever Spring Thumb Nut Washer .....	01
202603	11305	Ruffling Blade Lever Spring Washer....	01
202605b	11306	Ruffling Blade Lifting Lever.....	25
200168c	11306	Ruffling Blade Lifting Lever Set Screw	02
202606	11303	Ruffling Blade Lifting Lever Stud (adjustable) .....	45
226340	11202	Ruffling Blade Lifting Lever Stud 202606 with 202605b.....	70
200072c	11010	Ruffling Blade Lifting Lever Pinch Screw	03
202607	11307	Ruffling Blade Regulating Lever with two 200382c.....	1 50
202608	11303	Ruffling Blade Regulating Lever Index Slide .....	25
200157b	11204	Ruffling Blade Regulating Lever Index Slide Stop Screw.....	05
203349	11307	Ruffling Blade Regulating Lever Index Slide Stop Screw Washer.....	03
200382c	11305	Ruffling Blade Regulating Lever Set Screw .....	01
203345	11307	Ruffling Blade Regulating Lever Shaft..	25
201600b	11307	Ruffling Blade Regulating Lever Wing Nut .....	20
203344	11307	Ruffling Blade Regulating Lever Washer	03
203407	11303	Ruffling Separating Blade.....	75
200157b	11204	Ruffling Separating Blade Screw.....	05
226410	11211	Switching Lever with 200043c, 200162, 200284 and 200909e.....	1 60
226411	11211	Switching Lever 226410 with 203935, 226348 and 226413.....	3 00
226347	11203	Switching Lever Bell Crank.....	50
226348	11206	Switching Lever Bell Crank 226347 with 200659c and 201528b.....	60
200909e	11203	Switching Lever Bell Crank Hinge Screw	08

No.	Plate	Name	Each
202668	11306	Switching Lever Bell Crank Slide Block	15
200659c	11203	Switching Lever Bell Crank Slide Block Screw Stud.....	05
201528b	11203	Switching Lever Bell Crank Slide Block Screw Stud Nut.....	04
202104	11204	Switching Lever Bell Crank Slide Block Screw Stud Washer.....	01
226413	11215	Switching Lever Latch.....	50
200281b	11201	Switching Lever Latch Hinge Screw....	05
203935	11215	Switching Lever Latch Spring Pin.....	02
200162	11203	Switching Lever Stop Screw.....	04
200043c	10436	Switching Lever Pinch Screw.....	04
226353	11211	Switching Lever Shaft.....	35
226354	11211	Switching Lever Shaft 226353 with 226355 and 226356.....	1 00
202305c	10436	Switching Lever Shaft Center.....	06
200043c	10436	Switching Lever Shaft Center Set Screw	04
226355	11211	Switching Lever Shaft Spring.....	30
226356	11204	Switching Lever Shaft Spring Collar with 200363c .....	25
200363c	11204	Switching Lever Shaft Spring Collar Set Screw .....	03
211011	11358	Throat Plate (formerly "99-F") 50 needle hole, for needle sizes 3 to 5, made in gauges from $\frac{1}{4}$ in. to $\frac{3}{8}$ in. in steps of $\frac{1}{16}$ in., for 203462 and 211010.....	1 25
226632	—	Ruffling Combination No. 62 complete...	4 50



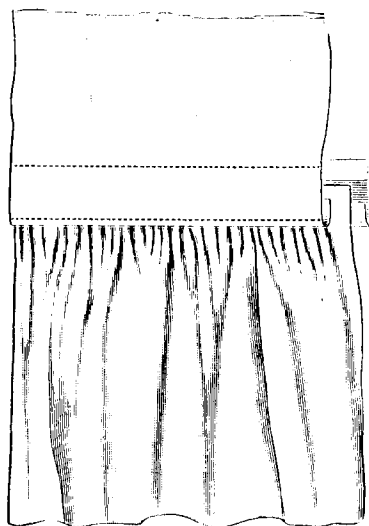
## No. 226636 COMBINATION

(FORMERLY No. 63.)

Produces the Same Work as Combination No. 38. No. 63 Has a Presser Guide for the Strip and No. 38 Has Not. When Ordering, State Gauge Required.

No.	Plate	Name	Each
211027	11356	Feed Dog (formerly "44") for 211025 and 211026 .....	75
226633	11524	Presser Foot Strip Guide (and puckering string guide).....	2 25
226634	11524	Ruffling Blade.....	50
202610	11305	Ruffling Blade Clamp.....	02
200174D	11204	Ruffling Blade Clamp Screw.....	02
202597	11306	Ruffling Blade Lever with 202610 and two 200174D .....	1 25
*203340	11202	Ruffling Blade Lever Bracket (adjustable) .....	25

No.	Plate	Name	Each
203341	11306	Ruffling Blade Lever Bracket (adjustable) 203340 with 202599B.....	50
203342	11306	Ruffling Blade Lever Bracket Crank with two each 200098B, 200382C and 202600 .....	75
200382C	11305	Ruffling Blade Lever Bracket Crank Set Screw .....	02
200098B	10438	Ruffling Blade Lever Bracket Screw....	03
202600	11202	Ruffling Blade Lever Bracket Screw Washer .....	01
200289	11202	Ruffling Blade Lever Hinge Screw.....	05
201537	11202	Ruffling Blade Lever Hinge Screw Nut..	03
202598	11305	Ruffling Blade Lever Spring.....	05
*200771	—	Ruffling Blade Lever Spring Stud.....	—
202599B	11305	Ruffling Blade Lever Spring Stud Bracket with 200771.....	25
201566B	11305	Ruffling Blade Lever Spring Thumb Nut	05
202603	11305	Ruffling Blade Lever Spring Thumb Nut Washer .....	01
202603	11305	Ruffling Blade Lever Spring Washer....	01
202605B	11306	Ruffling Blade Lifting Lever.....	25
200168C	11306	Ruffling Blade Lifting Lever Set Screw..	02
202606	11303	Ruffling Blade Lifting Lever Stud (adjustable) .....	45
226340	11202	Ruffling Blade Lifting Lever Stud 202606 with 202605B.....	70
200072C	11010	Ruffling Blade Lifting Lever Pinch Screw	03
226635	11524	Ruffling Separating Blade.....	75
211025	11356	Throat Plate (formerly "44-F") 50 needle hole, for needle sizes 3 to 5, made in gauges $\frac{1}{8}$ , $\frac{3}{16}$ , $\frac{1}{4}$ and $\frac{5}{16}$ inch, for 203462 and 211027.....	1 25
211026	11356	Throat Plate (formerly "44-F") 46 needle hole, for needle sizes 5 to 7, made in gauges $\frac{1}{8}$ , $\frac{3}{16}$ , $\frac{1}{4}$ and $\frac{5}{16}$ inch, for 203462 and 211027.....	1 25
226636	—	Ruffling Combination No. 63 complete...	4 00



## No. 226646 COMBINATION

(FORMERLY No. 64.)

Guides a Folded Strip, Folds the Edge of the Material and Guides the Ruffle.

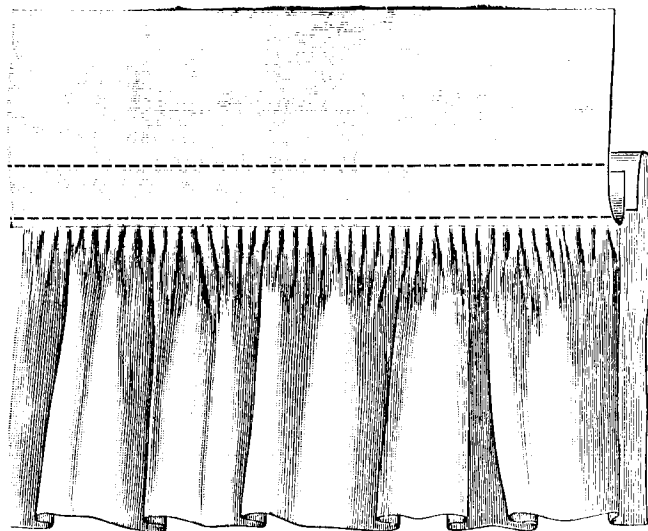
When Ordering, State Gauge Required.

No.	Plate	Name	Each
211010	11355	Feed Dog (formerly "99") for 211011....	60
226637	11525	Guide (on shank).....	1 25
226638	11525	Guide Base Plate with two each 200170B and 200174b.....	75
200170B	11514	Guide Screw.....	04
200157B	11204	Guide Base Plate Screw.....	05
226642	11526	Guide Base Plate 226638 with 226637, and 226639 to 226641.....	4 50
226643	11526	Presser Foot with two 200164.....	1 25
226644	11526	Presser Foot Folder.....	2 00
226645	11526	Presser Foot 226643 with 226644.....	3 25
226498	11500	Ruffling Blade.....	50
202607	11307	Ruffling Blade Regulating Lever with two 200382c.....	1 50
202608	11303	Ruffling Blade Regulating Lever Index Slide.....	25
203343	11303	Ruffling Blade Regulating Lever Index Slide Stop.....	25
200157B	11204	Ruffling Blade Regulating Lever Index Slide Stop Screw.....	01
203349	11307	Ruffling Blade Regulating Lever Index Slide Stop Screw Washer.....	01

## No. 226646 Combination

101

No.	Plate	Name	Each
200382c	11305	Ruffling Blade Regulating Lever Set Screw.....	02
203345	11307	Ruffling Blade Regulating Lever Shaft...	25
201600B	11307	Ruffling Blade Regulating Lever Wing Nut.....	20
202609	11307	Ruffling Blade Regulating Lever Wing Nut Stud Slide.....	35
203344	11307	Ruffling Blade Regulating Lever Washer	03
226640	11525	Ruffling Separating Blade.....	50
200174b	11204	Ruffling Separating Blade Screw.....	02
226641	11525	Ruffling Separating Blade Bracket with two 200174.....	50
200170B	11514	Ruffling Separating Blade Bracket Screw	04
226639	11525	Strip Guide (for folded strip).....	50
226410	11211	Switching Lever with 200043c, 200162, 200281 and 200909e.....	1 60
226411	11211	Switching Lever 226410 with 203935, 226348 and 226413.....	3 00
226347	11203	Switching Lever Bell Crank.....	50
226348	11206	Switching Lever Bell Crank 226347 with 200659c and 201528D.....	60
200909e	11203	Switching Lever Bell Crank Hinge Screw	08
202668	11306	Switching Lever Bell Crank Slide Block	15
200659c	11203	Switching Lever Bell Crank Slide Block Screw Stud.....	05
201528D	11203	Switching Lever Bell Crank Slide Block Screw Stud Nut.....	04
202104	11204	Switching Lever Bell Crank Slide Block Screw Stud Washer.....	02
226413	11215	Switching Lever Latch.....	50
200284B	11204	Switching Lever Latch Hinge Screw....	05
203935	11215	Switching Lever Latch Spring.....	02
202027	11215	Switching Lever Latch Spring Pin.....	01
200162	11203	Switching Lever Stop Screw.....	04
200043c	10436	Switching Lever Pinch Screw.....	04
226353	11211	Switching Lever Shaft.....	35
226354	11211	Switching Lever Shaft 226353 with 226355 and 226356.....	1 00
202305c	10436	Switching Lever Shaft Center.....	06
200043c	10436	Switching Lever Shaft Center Set Screw	04
226355	11211	Switching Lever Shaft Spring.....	30
226356	11204	Switching Lever Shaft Spring Collar with 200363c.....	25
200363c	11204	Switching Lever Shaft Spring Collar Set Screw.....	03
211011	11358	Throat Plate (formerly "99-F") 50 needle hole, for needle sizes 3 to 5, made in gauges from $\frac{1}{4}$ in. to $\frac{3}{4}$ in. in steps of $\frac{1}{16}$ in., for 203462 and 211010.....	1 25
226646	---	Ruffling Combination No. 64 complete...	8 00



## No. 226784 COMBINATION

(FORMERLY No. 65.)

Folds Up the Edge of the Material and Folds Down the Edge of the Ruffle.

When Ordering, State Gauge Required.

No.	Plate	Name	Each
226393	11214	Attachment Arm Switch (to the right) with two 200187B.....	1 25
226394	11214	Attachment Arm Switch 226393 with 226397 and 226399.....	2 15
226395	11214	Attachment Arm Switch Bracket with 200272B, 228032 and two 200911.....	1 25
226396	11211	Attachment Arm Switch Bracket 226395 with 226394.....	3 35
200911	11213	Attachment Arm Switch Bracket Screw	05
200272B	11213	Attachment Arm Switch Hinge Screw...	08
228032	11213	Attachment Arm Switch Hinge Screw Washer .....	01
226397	11213	Attachment Arm Switch Latch with 200272B and 226398.....	85
200272B	11213	Attachment Arm Switch Latch Hinge Screw .....	08
226398	11213	Attachment Arm Switch Latch Hinge Screw Washer.....	01
226399	11213	Attachment Arm Switch Latch Spring..	05

No.	Plate	Name	Each
211010	11355	Feed Dog (formerly "99") for 211011 ..	60
226781	11548	Folder (on shank).....	2 50
226782	11516	Folder (upper) (on shank).....	2 00
200157B	11204	Folder Screw.....	05
226724	11532	Presser Foot.....	1 00
226506	11502	Ruffling Blade.....	50
202610	11305	Ruffling Blade Clamp.....	02
200174b	11204	Ruffling Blade Clamp Screw.....	02
202597	11306	Ruffling Blade Lever with 202610 and two 200174b .....	1 25
202837	11218	Ruffling Blade Lever Bracket with 202599B and two 202602.....	1 75
202602	11215	Ruffling Blade Lever Bracket Pin.....	05
*202973	-----	Ruffling Blade Lever Bracket Position Collar .....	—
*202974	-----	Ruffling Blade Lever Bracket Position Collar Position Pin.....	—
226407	11215	Ruffling Blade Lever Bracket Shaft with 200101b, 202973 and 202974.....	1 25
226429	11211	Ruffling Blade Lever Bracket Shaft 226407 with 200289B, 201537, 201566B, 202597, 202598, 202613, 202837 and two 202603 .....	4 75
202613	11213	Ruffling Blade Lever Bracket Spring....	03
200101B	11305	Ruffling Blade Lever Bracket Spring Screw .....	04
200289B	11202	Ruffling Blade Lever Hinge Screw.....	05
201537	11202	Ruffling Blade Lever Hinge Screw Nut..	03
202598	11305	Ruffling Blade Lever Spring.....	05
*200771	-----	Ruffling Blade Lever Spring Stud.....	—
202599B	11305	Ruffling Blade Lever Spring Stud Bracket with 200771.....	25
201566B	11305	Ruffling Blade Lever Spring Thumb Nut	05
202603	11305	Ruffling Blade Lever Spring Thumb Nut Washer .....	01
202603	11305	Ruffling Blade Lever Spring Washer....	01
226410	11211	Switching Lever with 200043c, 200162, 200284 and 200909E.....	1 60
226411	11211	Switching Lever 226410 with 203935, 226348 and 226413.....	3 00
226431	-----	Switching Lever 226411 with 226354....	4 00
226347	11203	Switching Lever Bell Crank.....	50
226348	11206	Switching Lever Bell Crank 226347 with 200659c and 201528c.....	60
200909E	11203	Switching Lever Bell Crank Hinge Screw	08

No.	Plate	Name	Each
202668	11306	Switching Lever Bell Crank Slide Block	15
200659c	11203	Switching Lever Bell Crank Slide Block Screw Stud.....	05
201528c	11203	Switching Lever Bell Crank Slide Block Screw Stud Nut.....	04
202104	11204	Switching Lever Bell Crank Slide Block Screw Stud Washer.....	01
226413	11215	Switching Lever Latch.....	50
200284B	11204	Switching Lever Latch Hinge Screw....	02
203935	11215	Switching Lever Latch Spring.....	01
202027	11215	Switching Lever Latch Spring Pin.....	01
200162	11203	Switching Lever Latch Stop Screw.....	04
200043c	10436	Switching Lever Pinch Screw.....	01
226353	11211	Switching Lever Shaft.....	35
226354	11211	Switching Lever Shaft 226353 with 226355 and 226356.....	1 00
202305c	10436	Switching Lever Shaft Center.....	06
200043c	10436	Switching Lever Shaft Center Set Screw	04
226355	11211	Switching Lever Shaft Spring.....	30
226356	11204	Switching Lever Shaft Spring Collar with 200363c .....	25
200363c	11204	Switching Lever Shaft Spring Collar Set Screw .....	03
211011	11358	Throat Plate (formerly "99-F") 50 needle hole, for needle sizes 3 to 5, made in gauges from $\frac{1}{4}$ in. to $\frac{3}{8}$ in. in steps of $\frac{1}{32}$ in., for 203462 and 211010.....	1 25
226784	---	Ruffling Combination No. 65 complete...	14 00

## No. 226655 COMBINATION

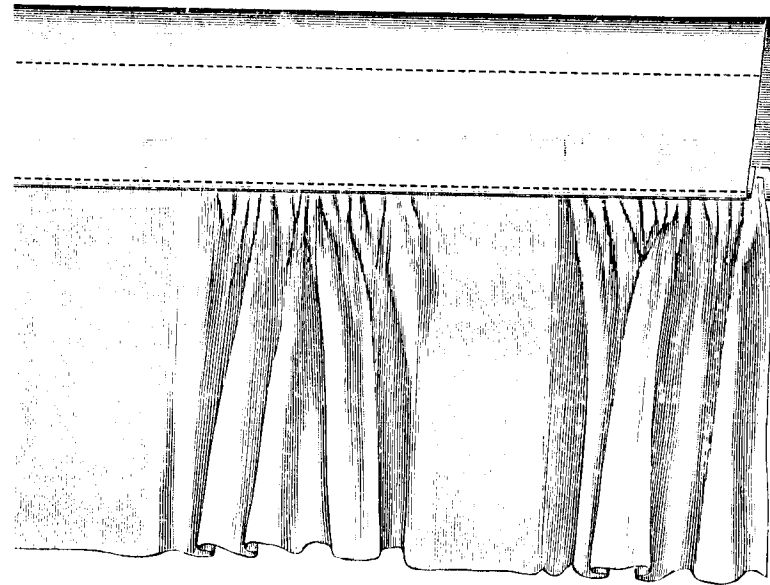
(FORMERLY No. 66.)

For Corset Cover Work. Folds the Waist Band and Guides the  
Puckering Tape Which May be Stitched to the Band,  
or Not, as Desired.

When Ordering, State Gauge Required.

No.	Plate	Name	Each
211014	11356	Feed Dog (formerly "38") for 211012 and 211013 .....	75
226647	11527	Folder (plate) with two 200173.....	4 00
226653	11528	Folder (plate) 226647 with 226648 to 226652 .....	15 00
200157B	11204	Folder (plate) Screw.....	05
226654	11528	Presser Foot.....	1 25
226648	11527	Puckering String Guide with two 200174D	2 00
226649	11527	Puckering String Guide Switching Lever	50
200174D	11204	Puckering String Guide Switching Lever Hinge Screw.....	02
200924	11541	Puckering String Guide Switching Lever Screw .....	03
226650	11527	Puckering String Guide Stop.....	25
200174D	11204	Puckering String Guide Stop Screw.....	02
226634	11524	Ruffling Blade.....	50
202610	11305	Ruffling Blade Clamp.....	02
200174D	11204	Ruffling Blade Clamp Screw.....	02
202597	11306	Ruffling Blade Lever with 202610 and two 200174D .....	1 25
203340	11202	Ruffling Blade Lever Bracket (adjustable)	25
203341	11306	Ruffling Blade Lever Bracket (adjust- able) 203340 with 202599B.....	50
03342	11306	Ruffling Blade Lever Bracket Crank with two each 200098B, 200382c and 202600..	75
00382c	11305	Ruffling Blade Lever Bracket Crank Set Screw .....	02
00098B	10138	Ruffling Blade Lever Bracket Screw.....	03
02600	11202	Ruffling Blade Lever Bracket Screw Washer .....	01
00289	11202	Ruffling Blade Lever Hinge Screw.....	05
01537	11202	Ruffling Blade Lever Hinge Screw Nut..	03
22598	11305	Ruffling Blade Lever Spring.....	05
10771	---	Ruffling Blade Lever Spring Stud.....	—
22599B	11305	Ruffling Blade Lever Spring Stud Bracket with 200771.....	25
21566B	11305	Ruffling Blade Lever Spring Thumb Nut	05
22603	11305	Ruffling Blade Lever Spring Thumb Nut Washer .....	01
22603	11305	Ruffling Blade Lever Spring Washer...	01
22605B	11305	Ruffling Blade Lifting Lever.....	25

No.	Plate	Name	Each
200168c	11306	Ruffling Blade Lifting Lever Set Screw...	02
202606	11303	Ruffling Blade Lifting Lever Stud (adjustable) .....	45
200072c	11010	Ruffling Blade Lifting Lever Pinch Screw	03
226651	11527	Ruffling Separating Blade.....	50
226652	11527	Ruffling Separating Blade Bracket with two 200174b.....	6 00
200173	11215	Ruffling Separating Blade Bracket Screw	04
200174b	11204	Ruffling Separating Blade Screw.....	02
226410	11211	Switching Lever with 200043c, 200162, 200284 and 200909e.....	1 60
226411	11211	Switching Lever 226410 with 203935, 226348 and 226413.....	3 00
226431	—	Switching Lever 226411 with 226354.....	4 00
226347	11203	Switching Lever Bell Crank.....	50
226348	11206	Switching Lever Bell Crank 226347 with 200659c and 201528b.....	60
200909e	11203	Switching Lever Bell Crank Hinge Screw	08
202668	11306	Switching Lever Bell Crank Slide Block	15
200659c	11203	Switching Lever Bell Crank Slide Block Screw Stud.....	05
201528b	11203	Switching Lever Bell Crank Slide Block Screw Stud Nut.....	04
202104	11204	Switching Lever Bell Crank Slide Block Screw Stud Washer.....	01
226413	11215	Switching Lever Latch.....	50
200284b	11204	Switching Lever Latch Hinge Screw....	05
203935	11215	Switching Lever Latch Spring.....	01
202027	11215	Switching Lever Latch Spring Pin.....	01
200162	11203	Switching Lever Stop Screw.....	04
200043c	10436	Switching Lever Pinch Screw.....	0-
226353	11211	Switching Lever Shaft.....	31
226354	11211	Switching Lever Shaft 226353 with 226355 and 226356.....	1 00
202305c	10436	Switching Lever Shaft Center.....	00
200043c	10436	Switching Lever Shaft Center Set Screw	0
226355	11211	Switching Lever Shaft Spring.....	3-
226356	11204	Switching Lever Shaft Spring Collar with 200363c .....	2
200363c	11204	Switching Lever Shaft Spring Collar Set Screw .....	0
211012	11356	Throat Plate (formerly "38-F") 50 needle hole, for needle sizes 3 to 5, made in gauges $\frac{3}{8}$ , $\frac{13}{16}$ and $\frac{1}{2}$ in., for 203462 and 211014 .....	1 2
211013	11356	Throat Plate (formerly "38-F") 46 needle hole, for needle sizes 5 to 7, made in gauges $\frac{3}{8}$ , $\frac{13}{16}$ and $\frac{1}{2}$ in., for 203462 and 211014 .....	1 2
226655	—	Ruffling Combination No. 66 complete...	20 0



## No. 226790 COMBINATION

(FORMERLY No. 67.)

For Making Bands for Ladies' Drawers and Similiar Work. It  
Ruffles or Gathers at the Will of Operator, Folds Both Edges  
of a Strip, Inserts and Attaches Strip and Ruffle.

When Ordering, State Gauge Required.

No.	Plate	Name	Each
226444	11222	Band Strip Guide Bracket with two 200160b .....	1 00
226445	—	Band Strip Guide Bracket 226444 with 226451 .....	1 75
226446	11222	Band Strip Guide Bracket 226445 with 200048b and 226452.....	4 50
200160b	11213	Band Strip Guide Bracket Screw.....	04
200048b	11221	Band Strip Guide Hinge Screw.....	04
226448	11221	Band Strip Guide Rod.....	15
226449	11214	Band Strip Guide Roller (wood).....	25
225925	11220	Band Strip Guide Roller Spring Washer	05
226450	11221	Band Strip Guide Roller Stud.....	25
226451	11214	Band Strip Guide Shank.....	1 00
226452	11222	Band Strip Guide Shank 226451 with 225925 and 226448 to 226450.....	1 65
200160b	11213	Band Strip Guide Shank Screw.....	04



No.	Plate	Name	Each
211014	11356	Feed Dog for 211212 and 211013.....	75
226453	11222	Folder and Separating Blade (on shank) (for continuous strips).....	12 00
226454	11222	Folder Base Plate with 226455, two 200187B and four 200160B.....	75
225586	11221	Folder Base Plate Position Pin.....	01
200187B	11213	Folder Screw.....	04
226455	11221	Folder Screw Clamp Washer.....	05
226456	11223	Presser Foot.....	1 00
226786	11549	Ruffling Blade.....	35
226778	11548	Ruffling Blade Regulating Lever Shaft...	25
211012	11356	Throat Plate (formerly "38-F") 50 needle hole, for needle sizes 3 to 5, made in gauges from $\frac{3}{16}$ in. to $\frac{5}{16}$ in. in steps of $\frac{1}{32}$ in., for 203462 and 211014.....	1 25
211013	11356	Throat Plate (formerly "38-F") 46 needle hole, for needle sizes 5 to 7, made in gauges from $\frac{3}{16}$ in. to $\frac{7}{16}$ in. in steps of $\frac{1}{32}$ in., for 203462 and 211014.....	1 25
226790	—	Ruffling Combination No. 67 complete...	24 00

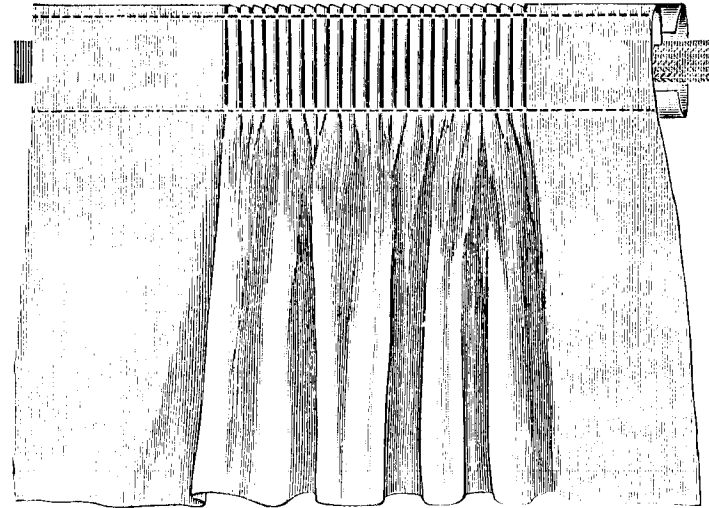
## No. 226461 COMBINATION

(FORMERLY No. 68.)

For Making Aprons, Bands for Ladies' Drawers and Similiar  
Work. It Ruffles or Gathers at Will of Operator, Folds Both  
Edges of a Strip, Inserts and Attaches Strip and Ruffle.

No.	Plate	Name	Each
226444	11222	Band Strip Guide Bracket with two 200160B.....	1 00
226445	—	Band Strip Guide Bracket 226444 with 226454.....	1 75
226446	11222	Band Strip Guide Bracket 226445 with 200048B and 226452.....	4 50
200160B	11213	Band Strip Guide Bracket Screw.....	04
200048B	11221	Band Strip Guide Hinge Screw.....	04
226448	11221	Band Strip Guide Rod.....	15
226449	11214	Band Strip Guide Roller (wood).....	25
225925	11220	Band Strip Guide Roller Spring Washer	05
226450	11221	Band Strip Guide Roller Stud.....	25
226451	11214	Band Strip Guide Shank.....	1 00
226452	11222	Band Strip Guide Shank 226451 with 225925 and 226448 to 226450.....	1 65
200160B	11213	Band Strip Guide Shank Screw.....	04
211011	11364	Feed Dog (formerly "26-F") for 211004	85
226453	11222	Folder and Separating Blade (on shank) for continuous strips.....	12 00
226454	11222	Folder Base Plate with 226455, two 200187B and four 200160B.....	75
225586	11221	Folder Plate Position Pin.....	01
200187B	11213	Folder Screw.....	04
226455	11221	Folder Screw Clamp Washer.....	05
226456	11223	Presser Foot.....	1 00
226457	11223	Ruffling Blade.....	35
226330	11202	Ruffling Blade Clamp.....	05
200179D	11208	Ruffling Blade Clamp Screw.....	02
226341	11223	Ruffling Blade Driving Lever Shaft.....	25
202574	11306	Ruffling Blade Driving Lever Shaft Collar with 200380C.....	15
200380C	11202	Ruffling Blade Driving Lever Shaft Collar Set Screw.....	02
226458	11223	Ruffling Blade Lever with 226330 and two 200179D.....	1 25
226558	11211	Switching Lever with 200043C, 200284D, 200907E, 200909E and three 200162D....	1 60
226346	11211	Switching Lever 226558 with 226350 to 226352 and 226348.....	3 75

No.	Plate	Name	Each
226460	—	Switching Lever 226346 with 226354.....	4 75
226347	11203	Switching Lever Bell Crank.....	50
226348	11206	Switching Lever Bell Crank 226347 with 200659c and 201528d.....	60
200909E	11203	Switching Lever Bell Crank Hinge Screw	08
202668	11306	Switching Lever Bell Crank Slide Block	15
200659c	11203	Switching Lever Bell Crank Slide Block Screw Stud.....	05
201528c	11203	Switching Lever Bell Crank Slide Block Screw Stud Nut.....	04
202104	11204	Switching Lever Bell Crank Slide Block Screw Stud Washer.....	01
226350	11201	Switching Lever Handle.....	75
200162b	11203	Switching Lever Handle Screw.....	04
226351	11201	Switching Lever Latch.....	75
200284b	11204	Switching Lever Latch Hinge Screw....	05
226352	11203	Switching Lever Latch Spring.....	05
200907E	11204	Switching Lever Latch Spring Screw....	02
200162b	11203	Switching Lever Latch Stop Screw....	04
200043c	10436	Switching Lever Pinch Screw.....	04
226353	11211	Switching Lever Shaft.....	35
226354	11211	Switching Lever Shaft 226353 with 226355 and 226356.....	1 00
202305c	10436	Switching Lever Shaft Center.....	06
200043c	10436	Switching Lever Shaft Center Set Screw	04
226355	11211	Switching Lever Shaft Spring.....	30
226356	11204	Switching Lever Shaft Spring Collar with 200363c .....	25
200363c	11204	Switching Lever Shaft Spring Collar Set Screw .....	03
211004	11350	Throat Plate (formerly "264-F") 50 needle hole, for needle sizes 3 to 5, for 203253 and 211007.....	1 00
226461	—	Ruffling Combination No. 68 complete...	24 00



**No. 226661 COMBINATION**

(FORMERLY No. 69.)

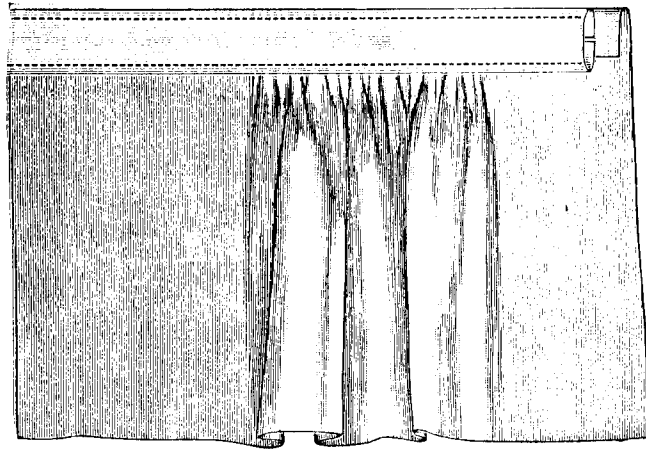
Used for Banding and Ruffling Skirts, Petticoats and Women's Muslin Underwear. It Ruffles or Gathers at will of Operator, Folds Top Edge of the Material, Folds Both Edges of a Strip and Inserts a Drawing or Puckering Tape.

When Ordering, State Gauge Required.

No.	Plate	Name	Each
226656	11529	Band Strip Folder Guide and Separating Blade with two 200173.....	5 00
200157b	11201	Band Strip Folder Guide and Separating Blade Screw.....	05
226658	11529	Band Strip Folder Guide and Separating Blade 226656 with 226657.....	7 50
211035	11357	Feed Dog (formerly "41") for 211033 and 211034 .....	85
211030	11356	Feed Dog (formerly "131-F") for Heavy Work .....	75
226657	11528	Folder (on shank) (upper) for edge of material .....	2 50
226660	11528	Presser Foot.....	1 50
202090	10143	Presser Foot Hinge Pin.....	01
226752	—	Presser Foot Plate.....	1 50
226566	11512	Presser Foot Plate Spring.....	25
200174b	11204	Presser Foot Plate Spring Screw.....	02
226753	11545	Presser Foot complete, (hinged) Nos. 200174b, 202090, 226566 and 226752, for heavy work.....	2 25

No.	Plate	Name	Each
226659	11524	Ruffling Blade.....	50
202610	11305	Ruffling Blade Clamp.....	02
200174D	11204	Ruffling Blade Clamp Screw.....	02
202597	11306	Ruffling Blade Lever with 202610 and two 200174D.....	1 25
*226403	—	Ruffling Blade Lever Bracket (adjustable) .....	25
226404	11213	Ruffling Blade Lever Bracket (adjustable) 226403 with 202599B.....	50
226415	11216	Ruffling Blade Lever Bracket 226404 with 200289, 201537, 201566B, 202597, 202598 and two 202603.....	1 85
226405	11213	Ruffling Blade Lever Bracket Crank with two each 200098B, 202600 and 202602.....	1 00
226406	11211	Ruffling Blade Lever Bracket Crank 226405 with 202613 and 226407.....	2 25
202602	11215	Ruffling Blade Lever Bracket Crank Position Pin.....	05
202613	11213	Ruffling Blade Lever Bracket Crank Spring .....	03
200101D	11305	Ruffling Blade Lever Bracket Crank Spring Screw.....	04
*202973	—	Ruffling Blade Lever Bracket Position Collar .....	—
*202974	—	Ruffling Blade Lever Bracket Position Collar Position Pin.....	—
200098B	10438	Ruffling Blade Lever Bracket Screw....	03
202600	11202	Ruffling Blade Lever Bracket Screw Washer .....	01
226407	11215	Ruffling Blade Lever Bracket Shaft with 200101D, 202973 and 202974.....	1 25
226408	11211	Ruffling Blade Lever Bracket Shaft 226407 with 226406 and 226415.....	4 00
200289	11202	Ruffling Blade Lever Hinge Screw.....	05
201537	11202	Ruffling Blade Lever Hinge Screw Nut..	05
202598	11305	Ruffling Blade Lever Spring.....	05
200771	—	Ruffling Blade Lever Spring Stud.....	—
202599B	11305	Ruffling Blade Lever Spring Stud Bracket with 200771.....	25
201566B	11305	Ruffling Blade Lever Spring Thumb Nut	04
202603	11305	Ruffling Blade Lever Spring Washer....	0
226410	11211	Switching Lever with 200043C, 200162, 200284 and 200909E.....	1 60
226411	11211	Switching Lever 226410 with 203935, 226412 and 226413.....	3 00
226431	—	Switching Lever 226411 with 226354.....	4 00
226347	11203	Switching Lever Bell Crank.....	50
226348	11206	Switching Lever Bell Crank 226347 with 200659C and 201528D.....	60

No.	Plate	Name	Each
200909E	11203	Switching Lever Bell Crank Hinge Screw	08
202668	11306	Switching Lever Bell Crank Slide Block	15
200659C	11203	Switching Lever Bell Crank Slide Block Screw Stud.....	05
201528C	11203	Switching Lever Bell Crank Slide Block Screw Stud Nut.....	04
202104	11204	Switching Lever Bell Crank Slide Block Screw Stud Washer.....	01
226413	11215	Switching Lever Latch.....	50
200284B	11204	Switching Lever Latch Hinge Screw....	05
203935	11215	Switching Lever Latch Spring.....	02
202027	11215	Switching Lever Latch Spring Pin.....	01
200162D	11203	Switching Lever Latch Stop Screw.....	04
200043C	10436	Switching Lever Pinch Screw.....	04
226353	11211	Switching Lever Shaft.....	35
226354	11211	Switching Lever Shaft 226353 with 226355 and 226356.....	1 00
202305C	10436	Switching Lever Shaft Center.....	06
200043C	10436	Switching Lever Shaft Center Set Screw	04
226355	11211	Switching Lever Shaft Spring.....	30
226356	11204	Switching Lever Shaft Spring Collar with 200363C .....	25
200363C	11204	Switching Lever Shaft Spring Collar Set Screw .....	03
226409	11213	Stop Block.....	35
211033	11357	Throat Plate (formerly "41-F") 50 needle hole, for needle sizes 3 to 5, made in gauges $\frac{3}{16}$ , $\frac{11}{16}$ , $\frac{13}{16}$ and $\frac{7}{8}$ in., for 203462 and 211035.....	1 50
211034	11357	Throat Plate (formerly "41-F") 40 needle hole, for needle sizes 5 to 7, made in gauges $\frac{3}{16}$ , $\frac{11}{16}$ , $\frac{13}{16}$ and $\frac{7}{8}$ in., for 203462 and 211035.....	1 50
211031	11356	Throat Plate for Heavy Work.....	1 25
211032	11356	Throat Plate for Heavy Work.....	1 25
226661	—	Ruffling Combination No. 69 complete...	13 00



## No. 22670 COMBINATION

(FORMERLY No. 70.)

For Finishing Arm Holes and Tops of Waists. Ruffles or Gathers at Will of Operator, Folds Top of Material and Folds and Attaches a Strip.

When Ordering, State Gauge Required.

No.	Plate	Name	Each
211010	11355	Feed Dog (formerly "99") for 211011....	60
226662	11530	Folder and Separating Blade (on shank)	3 00
226664	11519	Folder and Separating Blade Base Plate with 226663 and two 200093B.....	60
200093B	11217	Folder and Separating Blade Screw.....	03
226663	11530	Folder and Separating Blade Screw Clamp Washer.....	05
226665	11522	Folder and Separating Blade Base Plate 226664 with 200246, 225708 and 226662	3 60
225708	11226	Folder and Separating Blade Base Plate Spring .....	10
200246	11226	Folder and Separating Blade Base Plate Hinge Screw.....	08
203405	11303	Ruffling Blade.....	50
202610	11305	Ruffling Blade Clamp.....	02
200174D	11204	Ruffling Blade Clamp Screw.....	02
203336	11306	Ruffling Blade Driving Lever.....	1 10
203337	11304	Ruffling Blade Driving Lever 203336 with 200101D, 203338 and 203339.....	1 25

## No. 22670 Combination

115

No.	Plate	Name	Each
203338	11306	Ruffling Blade Driving Lever Shaft.....	15
202574	11306	Ruffling Blade Driving Lever Shaft Collar with 200380c.....	15
200380c	11202	Ruffling Blade Driving Lever Shaft Collar Set Screw.....	02
203339	11306	Ruffling Blade Driving Lever Shaft Position Pin.....	02
202668	11306	Ruffling Blade Driving Lever Slide Block	15
202597	11306	Ruffling Blade Lever with 202610 and two 200174D .....	1 25
*203340	11202	Ruffling Blade Lever Bracket (adjustable) .....	25
203341	11306	Ruffling Blade Lever Bracket (adjustable) 203340 with 202599B.....	50
203442	11306	Ruffling Blade Lever Bracket Crank with two each 200098B, 200382c and 202607	75
200382c	11305	Ruffling Blade Lever Bracket Crank Set Screw .....	02
200098B	10438	Ruffling Blade Lever Bracket Screw....	03
202600	11202	Ruffling Blade Lever Bracket Screw Washer .....	01
200289	11202	Ruffling Blade Lever Hinge Screw.....	05
201537	11202	Ruffling Blade Lever Hinge Screw Nut..	03
202598	11305	Ruffling Blade Lever Spring.....	05
*200771	---	Ruffling Blade Lever Spring Stud.....	---
202599B	11305	Ruffling Blade Lever Spring Stud Bracket with 200771.....	25
201566B	11305	Ruffling Blade Lever Spring Thumb Nut	05
202603	11305	Ruffling Blade Lever Spring Thumb Nut Washer .....	01
202603	11305	Ruffling Blade Lever Spring Washer....	01
202605B	11306	Ruffling Blade Lifting Lever.....	25
200168c	11306	Ruffling Blade Lifting Lever Set Screw	02
202606	11303	Ruffling Blade Lifting Lever Stud (adjustable) .....	45
226340	11202	Ruffling Blade Lifting Lever Stud 202606 with 202605B.....	70
200072c	11010	Ruffling Blade Lifting Lever Pinch Screw	03
226666	11530	Ruffling Blade Regulating Lever Shaft..	25
202574	11306	Ruffling Blade Regulating Lever Shaft Collar with 200380c.....	15
200380c	11202	Ruffling Blade Regulating Lever Shaft Collar Set Screw.....	02
226667	11530	Ruffling Blade.....	50

No.	Plate	Name	Each
202090	10443	Presser Foot Hinge Pin.....	01
226668	—	Presser Foot Plate.....	2 25
202928	—	Presser Foot Shank.....	75
226669	11530	Presser Foot (hinged) (strip guide) complete, Nos. 202090, 202928 and 226668 .....	3 00
211011	11358	Throat Plate (formerly "99 F") 50 needle hole, for needle sizes 3 to 5, made in gauges from $\frac{1}{4}$ in. to $\frac{3}{4}$ in. in steps of $\frac{1}{32}$ in., for 203462 and 211010.....	1 25
226670	—	Ruffling Combination No. 70 complete...	7 50

## No. 226677 COMBINATION

(FORMERLY No. 71.)

For Skirt Work for Gathering the Top of a Skirt Before the Band Is Put On or for Laying a Ruffle Having a Selvage Edge on the Face of the Material.

When Ordering, State Gauge Required.

No.	Plate	Name	Each
211010	11355	Feed Dog (formerly "99") for 211011....	60
226674	11531	Presser Foot with two 200907B.....	1 00
226675	11531	Presser Foot 226674 with 226671 to 226673	4 00
226671	11531	Ruffle Guide (adjustable) with two 200174b .....	2 00
200173	11215	Ruffle Guide Screw.....	04
226672	11531	Ruffle Guide Bracket with two 200173...	1 00
200907B	11204	Ruffle Guide Bracket Screw.....	02
226673	11531	Ruffling Separating Blade.....	25
200174b	11204	Ruffling Separating Blade Screw.....	02
226676	11532	Ruffling Blade.....	50
202610	11305	Ruffling Blade Clamp.....	02
200174b	11204	Ruffling Blade Clamp Screw.....	02
202597	11306	Ruffling Blade Lever with 202610 and two 200174b .....	1 25
202837	11218	Ruffling Blade Lever Bracket with 202599B and two 202602.....	1 75
202602	11215	Ruffling Blade Lever Bracket Pin.....	05
*202973	—	Ruffling Blade Lever Bracket Position Collar .....	—
*202974	—	Ruffling Blade Lever Bracket Position Collar Position Pin.....	—
226407	11215	Ruffling Blade Lever Bracket Shaft with 200101b, 202973 and 202974.....	1 25
226429	11211	Ruffling Blade Lever Bracket Shaft 226407 with 200289B, 201537, 201566B, 202597, 202598, 202613, 202837 and two 202603 .....	4 75
202613	11213	Ruffling Blade Lever Bracket Spring....	03
200101B	11305	Ruffling Blade Lever Bracket Spring Screw .....	04
200289B	11202	Ruffling Blade Lever Hinge Screw.....	05
201537	11202	Ruffling Blade Lever Hinge Screw Nut..	03
202598	11305	Ruffling Blade Lever Spring.....	05
200771	—	Ruffling Blade Lever Spring Stud.....	—
202599B	11305	Ruffling Blade Lever Spring Stud Bracket with 200771.....	25

No.	Plate	Name	Each
201566B	11305	Ruffling Blade Lever Spring Thumb Nut	05
202603	11305	Ruffling Blade Lever Spring Thumb Nut Washer	01
202603	11305	Ruffling Blade Lever Spring Washer	01
226410	11211	Switching Lever with 200043c, 200162, 200284 and 200909e	1 60
226411	11211	Switching Lever 226410 with 203935, 226348 and 226413	3 00
226431	—	Switching Lever 226411 with 226354	4 00
226347	11203	Switching Lever Bell Crank	50
226348	11206	Switching Lever Bell Crank 226347 with 200659c and 201528c	60
200909e	11203	Switching Lever Bell Crank Hinge Screw	08
202668B	11306	Switching Lever Bell Crank Slide Block	15
200659c	11203	Switching Lever Bell Crank Slide Block Screw Stud	05
201528c	11203	Switching Lever Bell Crank Slide Block Screw Stud Nut	04
202104	11204	Switching Lever Bell Crank Slide Block Screw Stud Washer	01
226413	11215	Switching Lever Latch	50
200284B	11204	Switching Lever Latch Hinge Screw	05
203935	11215	Switching Lever Latch Spring	02
202027	11215	Switching Lever Latch Spring Pin	01
200162	11203	Switching Lever Latch Stop Screw	04
200043c	10436	Switching Lever Pinch Screw	04
226353	11211	Switching Lever Shaft	35
226354	11211	Switching Lever Shaft 226353 with 226355 and 226356	1 00
202305c	10436	Switching Lever Shaft Center	06
200043c	10436	Switching Lever Shaft Center Set Screw	04
226355	11211	Switching Lever Shaft Spring	30
226356	11204	Switching Lever Shaft Spring Collar with 200363c	25
200363c	11204	Switching Lever Shaft Spring Collar Set Screw	03
211011	11358	Throat Plate (formerly "99-P") 50 needle hole, for needle sizes 3 to 5, made in gauges $\frac{1}{8}$ , $\frac{3}{16}$ , $\frac{1}{4}$ , $\frac{5}{16}$ and $\frac{3}{8}$ in., for 203462 and 211010	1 25
226677	—	Ruffling Combination No. 71 complete	8 50

## No. 226682 COMBINATION

(FORMERLY No. 72.)

For Skirts and Underwear. Folds a Strip on the Bottom to Cover the Seam, Turns the Edge of the Garment Down, and Places a Ruffle Between Them.

When Ordering, State Gauge Required.

No.	Plate	Name	Each
226393	11214	Attachment Arm Switch (to the right) with two 200187B	1 25
226394	11211	Attachment Arm Switch 226393 with 226397 and 226399	2 15
226395	11214	Attachment Arm Switch Bracket with 200272B, 228032 and two 200911	1 25
226396	11211	Attachment Arm Switch Bracket 226395 with 226394	3 35
200911	11213	Attachment Arm Switch Bracket Screw	05
200272B	11213	Attachment Arm Switch Hinge Screw	08
228032	11213	Attachment Arm Switch Hinge Screw Washer	01
226397	11213	Attachment Arm Switch Latch with 200272B and 226398	85
200272B	11213	Attachment Arm Switch Latch Hinge Screw	08
226398	11213	Attachment Arm Switch Latch Hinge Screw Washer	01
226399	11213	Attachment Arm Switch Latch Spring	05
211010	11355	Feed Dog (formerly "99") for 211011	60
226678	11532	Folder (lower) and Separating Blade (on shank)	3 00
200157B	11204	Folder Screw	05
226679	11532	Folder (upper)	2 00
200183	11221	Folder (upper) Screw	02
226681	11522	Guide (on shank)	1 25
200187B	11213	Guide Screw	04
226503	11501	Presser Foot with two 200183	1 25
226680	11533	Presser Foot 226503 with 226679	4 75
226506	11502	Ruffling Blade	50
202610	11305	Ruffling Blade Clamp	02
200174D	11204	Ruffling Blade Clamp Screw	02
202597	11306	Ruffling Blade Lever with 202610 and two 200174D	1 25
202837	11218	Ruffling Blade Lever Bracket with 202599B and two 202602	1 75
202602	11215	Ruffling Blade Lever Bracket Pin	05

No.	Plate	Name	Each
*202973	—	Ruffling Blade Lever Bracket Position Collar .....	—
*202974	—	Ruffling Blade Lever Bracket Position Collar Position Pin.....	—
226407	11215	Ruffling Blade Lever Bracket Shaft with 200101b, 202973 and 202974.....	1 25
226429	11211	Ruffling Blade Lever Bracket Shaft 226407 with 200289b, 201537, 201566b, 202597, 202598, 202613, 202837 and two 202603 .....	4 75
202613	11213	Ruffling Blade Lever Bracket Spring....	03
200101B	11305	Ruffling Blade Lever Bracket Spring Screw .....	04
200289B	11202	Ruffling Blade Lever Hinge Screw.....	05
201537	11202	Ruffling Blade Lever Hinge Screw Nut..	03
202598	11305	Ruffling Blade Lever Spring.....	05
*200771	—	Ruffling Blade Lever Spring Stud.....	—
202599B	11305	Ruffling Blade Lever Spring Stud Bracket with 200771.....	25
201566B	11305	Ruffling Blade Lever Spring Thumb Nut	05
202603	11305	Ruffling Blade Lever Spring Thumb Nut Washer .....	01
202603	11305	Ruffling Blade Lever Spring Washer....	01
226410	11211	Switching Lever with 200043c, 200162, 200284 and 200909e.....	1 60
226411	11211	Switching Lever 226410 with 203935, 226348 and 226413.....	3 00
226431	—	Switching Lever 226411 with 226354....	4 00
226347	11203	Switching Lever Bell Crank.....	50
226348	11206	Switching Lever Bell Crank 226347 with 200659c and 201528c.....	60
200909E	11203	Switching Lever Bell Crank Hinge Screw	08
202668	11306	Switching Lever Bell Crank Slide Block	15
200659c	11203	Switching Lever Bell Crank Slide Block Screw Stud.....	05
201528c	11203	Switching Lever Bell Crank Slide Block Screw Stud Nut.....	04
202104	11204	Switching Lever Bell Crank Slide Block Screw Stud Washer.....	01
226413	11215	Switching Lever Latch.....	50
200284B	11204	Switching Lever Latch Hinge Screw....	05
203935	11215	Switching Lever Latch Spring.....	02
202027	11215	Switching Lever Latch Spring Pin.....	01
200162	11203	Switching Lever Latch Stop Screw.....	04
200043c	10436	Switching Lever Pinch Screw.....	04
226353	11211	Switching Lever Shaft.....	35
226354	11211	Switching Lever Shaft 226353 with 226355 and 226356.....	1 00

No.	Plate	Name	Each
202305c	10436	Switching Lever Shaft Center.....	06
200043c	10436	Switching Lever Shaft Center Set Screw	04
226355	11211	Switching Lever Shaft Spring.....	30
226356	11204	Switching Lever Shaft Spring Collar with 200363c .....	25
200363c	11204	Switching Lever Shaft Spring Collar Set Screw .....	03
211011	11358	Throat Plate (formerly "99-F") 50 needle hole, for needle sizes 3 to 5, made in gauges from $\frac{1}{4}$ in. to $\frac{3}{8}$ in. in steps of $\frac{1}{32}$ in., for 203462 and 211010.....	1 25
226682	—	Ruffling Combination No. 72 complete...	16 00

## No. 226692 COMBINATION

(FORMERLY No. 73.)

For Putting a Trimming on the Neck of Ladies' Underwear. It  
Folds Up the Edge of a Garment and Gathers it at the will  
of the Operator Guides a Lace Edge and a Narrow  
Ribbon and Stitches an Open Work Strip Over Them.

When Ordering, State Gauge Required.

No.	Plate	Name	Each
211010	11355	Feed Dog (formerly "99") for 211011....	60
226684	11533	Folder and Separating Blade with two 200173 .....	3 00
200157D	11204	Folder and Separating Blade Screw....	05
226691	11535	Folder and Separating Blade 226684 with 226685 .....	4 50
226685	11533	Guide (on shank).....	1 50
200173	11215	Guide Screw.....	04
202090	10443	Presser Foot Hinge Pin.....	01
226689	—	Presser Foot Plate.....	2 50
202928	—	Presser Foot Shank.....	75
226690	11534	Presser Foot complete, (ribbon guide) Nos. 202090, 202928 and 226689.....	3 25
226683	11533	Ruffling Blade Lever with 202610 and two 200174D .....	1 25
226686	11529	Ruffling Blade.....	50
226687	11532	Ruffling Blade Lever Bracket.....	50
202574	11306	Ruffling Blade Regulating Lever Shaft Collar with 200380C.....	15
200380C	11202	Ruffling Blade Regulating Lever Shaft Collar Set Screw.....	02
226688	11534	Ruffling Blade Lever Bracket 226687 with 201566B, 202598, 226683 and two 202603	1 75
226339	11202	Ruffling Blade Regulating Lever with two 200382C .....	1 75
226345	11211	Switching Lever with 200043C, 200284D, 200907E, 200909E, 226338 and three 200162D .....	1 60
226346	11211	Switching Lever 226345 with 202600, and 226348 to 226352.....	3 75
226357	—	Switching Lever 226346 with 226354....	4 75
226347	11203	Switching Lever Bell Crank.....	50
226348	11206	Switching Lever Bell Crank 226347 with 200659C and 201528D.....	60
200909E	11203	Switching Lever Bell Crank Hinge Screw	08

No.	Plate	Name	Each
226349	11203	Switching Lever Bell Crank Slide Block, in place of 202668.....	25
200659C	11203	Switching Lever Bell Crank Slide Block Screw Stud.....	05
201528D	11203	Switching Lever Bell Crank Slide Block Screw Stud Nut.....	04
202600	11202	Switching Lever Bell Crank Slide Block Screw Stud Washer.....	01
226350	11201	Switching Lever Handle.....	75
200162D	11203	Switching Lever Handle Screw.....	04
226351	11201	Switching Lever Latch.....	75
200284D	11204	Switching Lever Latch Hinge Screw....	05
226352	11203	Switching Lever Latch Spring.....	05
200907E	11204	Switching Lever Latch Spring.....	02
200162D	11203	Switching Lever Latch Stop Screw.....	04
200043C	10436	Switching Lever Pinch Screw.....	04
226353	11211	Switching Lever Shaft.....	35
226354	11211	Switching Lever Shaft 226353 with 226355 and 226356.....	1 00
202305C	10436	Switching Lever Shaft Center.....	06
200043C	10436	Switching Lever Shaft Center Set Screw	04
226355	11211	Switching Lever Shaft Spring.....	30
226356	11204	Switching Lever Shaft Spring Collar with 200363C .....	25
200363C	11204	Switching Lever Shaft Spring Collar Set Screw .....	03
211011	11358	Throat Plate (formerly "99-F") 50 needle hole, for needle sizes 3 to 5, made in gauges $\frac{1}{4}$ , $\frac{3}{8}$ , $\frac{1}{2}$ , $\frac{5}{8}$ and $\frac{3}{4}$ in., for 203462 211010 .....	1 25
226692	—	Ruffling Combination No. 73 complete...	13 00



## No. 226698 COMBINATION

(FORMERLY No. 74.)

For Skirt Work. Turns Up the Bottom of Skirt and Turns Down  
the Ruffle and Folds a Strip for Heading.

When Ordering, State Gauge Required.

No.	Plate	Name	Each
226393	11214	Attachment Arm Switch (to the right) with two 200187B.....	1 25
226394	11214	Attachment Arm Switch 226393 with 226397 and 226399.....	2 15
226395	11214	Attachment Arm Switch Bracket with 200272B, 228032 and two 200911.....	1 25
226396	11211	Attachment Arm Switch Bracket 226395 with 226394.....	3 35
200911	11213	Attachment Arm Switch Bracket Screw..	05
200272B	11213	Attachment Arm Switch Hinge Screw...	08
228032	11213	Attachment Arm Switch Hinge Screw Washer .....	01
226397	11213	Attachment Arm Switch Latch with 200272B and 226398.....	85
200272B	11213	Attachment Arm Switch Latch Hinge Screw .....	08
226398	11213	Attachment Arm Switch Latch Hinge Screw Washer.....	01
226399	11213	Attachment Arm Switch Latch Spring...	05
211030	11356	Feed Dog (formerly "134") for 211028 and 211029 .....	75
226693	11536	Folder (lower) (plate) with 200305.....	2 00
200157B	11204	Folder (lower) Screw.....	05
226696	11536	Folder 226693 with 226694 and 226695...	3 00
226697	11522	Folder (upper) on shank.....	2 00
200187B	11213	Folder (upper) Screw.....	04
226542	11507	Presser Foot (strip folder).....	2 50
226694	11534	Ruffling Separating Blade (switch).....	25
200183	11221	Ruffling Separating Blade Screw.....	02
226695	11534	Ruffling Separating Blade Switching Lever with two 200183.....	60
226506	11502	Ruffling Blade.....	50
202610	11305	Ruffling Blade Clamp.....	02
200174D	11204	Ruffling Blade Clamp Screw.....	02
202597	11306	Ruffling Blade Lever with 202610 and two 200174D .....	1 25
*226403	—	Ruffling Blade Lever Bracket (adjustable)	25
226404	11213	Ruffling Blade Lever Bracket (adjustable) 226403 with 202599B.....	50

No.	Plate	Name	Each
226415	11216	Ruffling Blade Lever Bracket 226404 with 200289, 201537, 201566B, 202597, 202598 and two 202603.....	1 85
226405	11213	Ruffling Blade Lever Bracket Crank with two each 200098B, 202600 and 202602..	1 00
226406	11211	Ruffling Blade Lever Bracket Crank 226405 with 202613 and 226407.....	2 25
202602	11215	Ruffling Blade Lever Bracket Crank Position Pin.....	05
202613	11213	Ruffling Blade Lever Bracket Crank Spring .....	03
200191D	11305	Ruffling Blade Lever Bracket Crank Spring Screw.....	04
*202973	—	Ruffling Blade Lever Bracket Position Collar .....	—
*202974	—	Ruffling Blade Lever Bracket Position Collar Position Pin.....	—
200098B	10138	Ruffling Blade Lever Bracket Screw....	03
202600	11202	Ruffling Blade Lever Bracket Screw Washer .....	01
226407	11215	Ruffling Blade Lever Bracket Shaft with 200191D, 202973 and 202974.....	1 25
226408	11211	Ruffling Blade Lever Bracket Shaft with 226406 and 226415.....	4 00
200289	11202	Ruffling Blade Lever Hinge Screw.....	05
201537	11202	Ruffling Blade Lever Hinge Screw Nut..	03
202598	11305	Ruffling Blade Lever Spring.....	05
200771	—	Ruffling Blade Lever Spring Stud.....	—
202599B	11305	Ruffling Blade Lever Spring Stud Bracket with 200771.....	25
201566B	11305	Ruffling Blade Lever Spring Thumb Nut	05
202603	11305	Ruffling Blade Lever Spring Thumb Nut Washer .....	01
202603	11305	Ruffling Blade Lever Spring Washer....	01
226409	11213	Stop Block.....	35
226410	11211	Switching Lever with 200043C, 200162, 200284 and 200909E.....	1 60
226411	11211	Switching Lever 226410 with 203935, 226412 and 226413.....	3 00
226431	—	Switching Lever 226411 with 226354.....	4 00
226347	11203	Switching Lever Bell Crank.....	50
226348	11206	Switching Lever Bell Crank 226347 with 200659C and 201528D.....	60
200909E	11203	Switching Lever Bell Crank Hinge Screw	08
202668	11306	Switching Lever Bell Crank Slide Block	15
200659C	11203	Switching Lever Bell Crank Slide Block Screw Stud.....	05
201528D	11203	Switching Lever Bell Crank Slide Block Screw Stud Nut.....	04
02104	11204	Switching Lever Bell Crank Slide Block Screw Stud Washer.....	01

No.	Plate	Name	Each
226413	11215	Switching Lever Latch.....	50
200284B	11204	Switching Lever Latch Hinge Screw....	05
203935	11215	Switching Lever Latch Spring.....	02
202027	11215	Switching Lever Latch Spring Pin.....	01
200162D	11203	Switching Lever Latch Stop Screw.....	04
200043C	10436	Switching Lever Pinch Screw.....	04
226353	11211	Switching Lever Shaft.....	35
226354	11211	Switching Lever Shaft 226353 with 226355	1 00
202305C	10436	Switching Lever Shaft Center.....	06
200043C	10436	Switching Lever Shaft Center Set Screw	04
226355	11211	Switching Lever Shaft Spring.....	30
226356	11204	Switching Lever Shaft Spring Collar with 200363C .....	25
200363C	11204	Switching Lever Shaft Spring Collar Set Screw .....	03
211028	11356	Throat Plate (formerly "134-F") 50 needle hole, for needle sizes 3 to 5, made in gauges 1, 2, 3, 4, 5, 6, 7, 8 and 7/8 in., for 203462 and 211030.....	1 25
211029	11356	Throat Plate (formerly "134-F") 46 needle hole, for needle sizes 5 to 7, made in gauges 1, 2, 3, 4, 5, 6, 7, 8 and 7/8 in., for 203462 and 211030.....	1 25
226698	—	Ruffling Combination No. 74 complete...	20 00

## No. 226702 COMBINATION

(FORMERLY No. 75)

For Ladies' Underwear. Folds and Ruffles the Edge of the  
Garment, Inserts a Puckering Tape and Folds a Strip  
For a Heading.

When Ordering, State Gauge Required.

No.	Plate	Name	Each
211035	11357	Feed Dog (formerly "41") for 211033 and 211034 .....	85
226699	11535	Folder (on shank).....	2 50
200157B	11204	Folder (on shank) Screw.....	05
226700	11535	Ruffling Blade.....	75
202610	11305	Ruffling Blade Clamp.....	02
200174D	11204	Ruffling Blade Clamp Screw.....	02
202597	11306	Ruffling Blade Lever with 202610 and two 200174D .....	1 25
226404	11213	Ruffling Blade Lever Bracket (adjust- able) .....	50
226415	11216	Ruffling Blade Lever Bracket 226404 with 200289, 201537, 201566B, 202597, 202598 and two 202603.....	1 85
226513	11502	Ruffling Blade Lever Bracket Crank with two each 200098B, 200382C and 202600	75
200382C	11305	Ruffling Blade Lever Bracket Crank Set Screw .....	02
200098B	10438	Ruffling Blade Lever Bracket Screw....	03
202600	11202	Ruffling Blade Lever Bracket Screw Washer .....	01
200289	11202	Ruffling Blade Lever Hinge Screw.....	05
201537	11202	Ruffling Blade Lever Hinge Screw Nut..	03
202598	11305	Ruffling Blade Lever Spring.....	05
202599B	11305	Ruffling Blade Lever Spring Stud Bracket	25
226514	11502	Ruffling Blade Lifting Lever.....	25
226701	11536	Presser Foot (strip folder and puckering tape guide).....	3 50
226410	11211	Switching Lever with 200043C, 200162, 200284 and 200909E.....	1 60
226411	11211	Switching Lever 226410 with 203935, 226412 and 226413.....	3 00
226431	—	Switching Lever 226411 with 226354.....	4 00
226347	11203	Switching Lever Bell Crank.....	50
226348	11206	Switching Lever Bell Crank 226347 with 200659C and 201528D.....	60
200909C	11203	Switching Lever Bell Crank Hinge Screw	08
202668	11306	Switching Lever Bell Crank Slide Block	15

No.	Plate	Name	Each
200659c	11203	Switching Lever Bell Crank Slide Block Screw Stud.....	05
201528c	11203	Switching Lever Bell Crank Slide Block Screw Stud Nut.....	04
202104	11204	Switching Lever Bell Crank Slide Block Screw Stud Washer.....	01
226413	11215	Switching Lever Latch.....	50
200284B	11204	Switching Lever Latch Hinge Screw....	05
203935	11215	Switching Lever Latch Spring.....	02
202027	11215	Switching Lever Latch Spring Pin.....	01
200162D	11203	Switching Lever Latch Stop Screw.....	04
200043c	10436	Switching Lever Pinch Screw.....	04
226353	11211	Switching Lever Shaft.....	35
226354	11211	Switching Lever Shaft 226353 with 226355 and 226356.....	1 00
202305c	10436	Switching Lever Shaft Center.....	06
200043c	10436	Switching Lever Shaft Center Set Screw	04
226355	11211	Switching Lever Shaft Spring.....	30
226356	11204	Switching Lever Shaft Spring Collar with 200363c .....	25
200363c	11204	Switching Lever Shaft Spring Collar Set Screw .....	03
211033	11357	Throat Plate (formerly "41-F") 50 needle hole, for needle sizes 3 to 5, made in gauges $\frac{3}{8}$ , $\frac{3}{16}$ , $\frac{1}{8}$ , $\frac{3}{32}$ and $\frac{1}{4}$ in., for 203462 and 211035.....	1 50
211034	11357	Throat Plate (formerly "41-F") 46 needle hole, for needle sizes 5 to 7, made in gauges $\frac{3}{8}$ , $\frac{3}{16}$ , $\frac{1}{8}$ , $\frac{3}{32}$ and $\frac{1}{4}$ in., for 203462 and 211035.....	1 50
226702	—	Ruffling Combination No. 75 complete...	11 50

## No. 226709 COMBINATION

(FORMERLY No. 76.)

For Corset Covers. Gathers the Corset Cover at will of Operator, Guides a Folded Strip on the Bottom and a Tape or Puckering String Between Them.

When Ordering, State Gauge Required.

No.	Plate	Name	Each
211010	11355	Feed Dog (formerly "99") for 211021.....	60
226708	11537	Presser Foot.....	1 00
226704	11537	Ruffling Blade.....	50
226705	11537	Ruffling Separating Blade.....	50
226706	11537	Ruffling Separating Blade Bracket with two 200174D.....	50
202610	11305	Ruffling Blade Clamp.....	02
200174D	11204	Ruffling Blade Clamp Screw.....	02
202597	11306	Ruffling Blade Lever with 202610 and two 200174D .....	1 25
202837	11218	Ruffling Blade Lever Bracket with 202599B and two 202602.....	1 75
202602	11215	Ruffling Blade Lever Bracket Pin.....	05
*202973	—	Ruffling Blade Lever Bracket Position Collar .....	—
*202974	—	Ruffling Blade Lever Bracket Position Collar Position Pin.....	—
226407	11215	Ruffling Blade Lever Bracket Shaft with 200101B, 202973 and 202974.....	1 25
226429	11211	Ruffling Blade Lever Bracket Shaft 226407 with 200289B, 201537, 201566B, 202597, 202598, 202613, 202837 and two 202603 .....	4 75
202613	11213	Ruffling Blade Lever Bracket Spring....	03
200101B	11305	Ruffling Blade Lever Bracket Spring Screw .....	04
200289B	11202	Ruffling Blade Lever Hinge Screw.....	05
201537	11202	Ruffling Blade Lever Hinge Screw Nut..	03
202598	11305	Ruffling Blade Lever Spring.....	05
*200771	—	Ruffling Blade Lever Spring Stud.....	—
202599B	11305	Ruffling Blade Lever Spring Stud Bracket with 200771.....	25
201566B	11305	Ruffling Blade Lever Spring Thumb Nut	05
202603	11305	Ruffling Blade Lever Spring Thumb Nut Washer .....	01
202603	11305	Ruffling Blade Lever Spring Washer....	01
226410	11211	Switching Lever with 200043c, 200162, 200284 and 200909E.....	1 60
226411	11211	Switching Lever 226410 with 203935, 226348 and 226413.....	3 00

No.	Plate	Name	Each
226431	—	Switching Lever 226411 with 226354....	4 00
226347	11203	Switching Lever Bell Crank.....	50
226348	11206	Switching Lever Bell Crank 226347 with 200659c and 201528b.....	60
200909E	11203	Switching Lever Bell Crank Hinge Screw	08
202668	11306	Switching Lever Bell Crank Slide Block	15
200659c	11203	Switching Lever Bell Crank Slide Block Screw Stud.....	05
201528c	11203	Switching Lever Bell Crank Slide Block Screw Stud Nut.....	04
202104	11204	Switching Lever Bell Crank Slide Block Screw Stud Washer.....	01
226413	11215	Switching Lever Latch.....	50
200284B	11204	Switching Lever Latch Hinge Screw.....	05
203935	11215	Switching Lever Latch Spring.....	02
202027	11215	Switching Lever Latch Spring Pin.....	01
200162D	11203	Switching Lever Latch Stop Screw....	04
200043c	10436	Switching Lever Pinch Screw.....	04
226353	11211	Switching Lever Shaft.....	35
226354	11211	Switching Lever Shaft 226353 with 226355 and 226356.....	1 00
202305c	10436	Switching Lever Shaft Center.....	06
200043c	10436	Switching Lever Shaft Center Set Screw	04
226355	11211	Switching Lever Shaft Spring.....	30
226356	11204	Switching Lever Shaft Spring Collar with 200363c.....	25
200363c	11204	Switching Lever Shaft Spring Collar Set Screw.....	03
226703	11537	Tape Guide (plate) with 200170.....	2 00
226707	11538	Tape Guide 226703 with 226705 and 226706	3 00
200157B	11204	Tape Guide Screw.....	05
211021	11354	Throat Plate (formerly "22-F") 50 needle hole, for needle sizes 3 to 5, made in gauges from $\frac{1}{4}$ in. to $\frac{1}{8}$ in. in steps of $\frac{1}{32}$ in., for 203462 and 211010.....	1 25
226709	—	Ruffling Combination No. 76 complete....	11 00

## No. 226478 COMBINATION

(FORMERLY No. 77)

For Skirt and Petticoat Manufacture (has a Folder and Three Guides). Folds the Edge of the Flounce, Guides the Ruffle and Piping, also Guides the Skirt.

No.	Plate	Name	Each
226463	11223	Attachment Arm Switch with two 200183B.....	1 00
226464	11223	Attachment Arm Switch Bracket with 200268B, 200336D, 201531, 201537 and 226467.....	1 50
226465	11224	Attachment Arm Switch Bracket 226464 with 226463.....	2 50
200157B	11204	Attachment Arm Switch Bracket Screw	05
200268B	11223	Attachment Arm Switch Hinge Screw..	10
201531	11223	Attachment Arm Switch Hinge Screw Nut.....	03
226467	11223	Attachment Arm Switch Hinge Screw Spring Washer.....	05
200336D	10441	Attachment Arm Switch Stop Screw....	04
201537	11202	Attachment Arm Switch Stop Screw Check Nut.....	03
226468	11223	Attachment Arm Switch Strip Guide (on shank).....	50
200183D	11221	Attachment Arm Switch Strip Guide Screw.....	02
226469	11225	Bed Switch with two 200183B.....	60
226471	11225	Bed Switch Guide and Separating Blade (on shank).....	75
200183B	11221	Bed Switch Guide and Separating Blade Screw.....	02
200305B	11204	Bed Switch Hinge Screw.....	04
226472	11225	Bed Switch Locking Plate and Folder..	2 25
226473	11224	Bed Switch Locking Plate and Folder 226472 with 226469 and 226471.....	3 50
200157B	11204	Bed Switch Locking Plate and Folder Screw.....	05
211006	11350	Feed Dog (formerly "26-F") for 211003..	75
226474	11226	Presser Foot with two 200164B.....	1 00
226475	11219	Presser Foot 226474 with 226476.....	2 50
226476	11226	Presser Foot Guide.....	1 50
200164B	11208	Presser Foot Guide Screw.....	02
226477	11226	Ruffling Blade.....	35
202610	11305	Ruffling Blade Clamp.....	02

No.	Plate	Name	Each
200174D	11204	Ruffling Blade Clamp Screw.....	02
202597	11306	Ruffling Blade Lever with 202610 and two 200174D.....	1 25
202837	11218	Ruffling Blade Lever Bracket with 202599B and two 202602.....	1 75
202602	11215	Ruffling Blade Lever Bracket Pin.....	05
*202973	—	Ruffling Blade Lever Bracket Position Collar .....	—
*202974	—	Ruffling Blade Lever Bracket Position Collar Position Pin.....	—
226407	11215	Ruffling Blade Lever Bracket Shaft with 200101B, 202973 and 202974.....	1 25
226429	11211	Ruffling Blade Lever Bracket Shaft 226407 with 200289B, 201537, 201566B, 202597, 202598, 202613, 202837 and two 202603..	4 75
202613	11213	Ruffling Blade Lever Bracket Spring....	03
200101B	11305	Ruffling Blade Lever Bracket Spring Screw .....	04
200289B	11202	Ruffling Blade Lever Hinge Screw.....	05
201537	11202	Ruffling Blade Lever Hinge Screw Nut..	03
202598	11305	Ruffling Blade Lever Spring.....	05
*200771	—	Ruffling Blade Lever Spring Stud.....	—
202599B	11305	Ruffling Blade Lever Spring Stud Bracket with 200771.....	25
201566B	11305	Ruffling Blade Lever Spring Thumb Nut	05
202603	11305	Ruffling Blade Lever Spring Thumb Nut Washer .....	01
202603	11305	Ruffling Blade Lever Spring Washer....	01
226410	11211	Switching Lever with 200043C, 200162, 200284 and 200909E.....	1 60
226411	11211	Switching Lever 226410 with 203935, 226348 and 226413.....	3 00
226431	—	Switching Lever 226411 with 226354.....	4 00
226347	11203	Switching Lever Bell Crank.....	50
226348	11206	Switching Lever Bell Crank 226347 with 200659C and 201528C.....	60
200909E	11203	Switching Lever Bell Crank Hinge Screw	08
202668	11306	Switching Lever Bell Crank Slide Block	15
200659C	11203	Switching Lever Bell Crank Slide Block Screw Stud.....	05
201528C	11203	Switching Lever Bell Crank Slide Block Screw Stud Nut.....	04
202104	11204	Switching Lever Bell Crank Slide Block Screw Stud Washer.....	01
226413	11215	Switching Lever Latch.....	50
200284B	11204	Switching Lever Latch Hinge Screw....	05
203935	11215	Switching Lever Latch Spring.....	02

No.	Plate	Name	Each
202027	11215	Switching Lever Latch Spring Pin.....	01
200162	11203	Switching Lever Latch Stop Screw.....	04
200043C	10436	Switching Lever Pinch Screw.....	04
226353	11211	Switching Lever Shaft.....	35
226354	11211	Switching Lever Shaft 226353 with 226355 and 226356.....	1 00
202305C	10436	Switching Lever Shaft Center.....	06
200043C	10436	Switching Lever Shaft Center Set Screw	04
226355	11211	Switching Lever Shaft Spring.....	30
226356	11201	Switching Lever Shaft Spring Collar with 200363C .....	25
200363C	11204	Switching Lever Shaft Spring Collar Set Screw .....	03
211003	11350	Throat Plate (formerly "21-12-F") 50 needle hole, for needle sizes 3 to 5, for 203253 and 211006.....	1 00
226478	—	Ruffling Combination No. 77 complete...	18 50

## No. 226714 COMBINATION

(FORMERLY No. 78.)

For Skirt and Petticoat Manufacture. Turns Up the Bottom of the Skirt, Folds a Strip on Top and Guides a Ruffle Between Them.

When Ordering, State Gauge Required.

No.	Plate	Name	Each
226393	11214	Attachment Arm Switch (to the right) with two 200187B.....	1 25
226394	11214	Attachment Arm Switch 226393 with 226397 and 226399.....	2 15
226395	11214	Attachment Arm Switch Bracket with 200272B, 228032 and two 200911..	1 25
226396	11211	Attachment Arm Switch Bracket 226395 with 226394.....	3 35
200911	11213	Attachment Arm Switch Bracket Screw..	05
200272B	11213	Attachment Arm Switch Hinge Screw...	08
228032	11213	Attachment Arm Switch Hinge Screw Washer .....	01
226397	11213	Attachment Arm Switch Latch with 200272B and 226398.....	85
200272B	11213	Attachment Arm Switch Hinge Screw...	08
226398	11213	Attachment Arm Switch Hinge Screw Washer .....	01
226399	11213	Attachment Arm Switch Latch Spring... Spring .....	05 05
211010	11355	Feed Dog (formerly "99") for 211011....	60
226693	11536	Folder (lower) (plate) with 200305.....	2 00
226696	11536	Folder 226693 with 226694 and 226695....	3 00
200157B	11204	Folder (lower) Screw.....	05
226710	11538	Guide (on shank).....	1 00
226423	11215	Guide Bracket (intermediate) with two 200173 .....	60
226711	11522	Guide Bracket 226423 with 226710.....	1 60
200187B	11213	Guide Bracket Screw.....	04
200173	11215	Guide Screw.....	04
202090	10443	Presser Foot Hinge Pin.....	01
226712	—	Presser Foot Plate.....	2 90
202928	—	Presser Foot Shank.....	75
226713	11538	Presser Foot (strip folder) Hinged complete, Nos. 202090, 202928 and 226712..	3 50

No.	Plate	Name	Each
226694	11534	Ruffling Separating Blade (switch).....	25
200183	11221	Ruffling Separating Blade Screw.....	02
226695	11534	Ruffling Separating Blade Switching Lever with two 200183.....	60
226506	11502	Ruffling Blade.....	50
202610	11305	Ruffling Blade Clamp.....	02
200174D	11204	Ruffling Blade Clamp Screw.....	02
202597	11306	Ruffling Blade Lever with 202610 and two 200174D .....	1 25
202837	11218	Ruffling Blade Lever Bracket with 202599B and two 202602.....	1 75
202602	11215	Ruffling Blade Lever Bracket Pin.....	05
*202973	—	Ruffling Blade Lever Bracket Position Collar .....	—
*202974	—	Ruffling Blade Lever Bracket Position Collar Position Pin.....	—
226407	11215	Ruffling Blade Lever Bracket Shaft with 200101B, 202973 and 202974.....	1 25
226429	11211	Ruffling Blade Lever Bracket Shaft 226407 with 200289B, 201537, 201566B, 202597, 202598, 202613, 202837 and two 202603 .....	4 75
202613	11213	Ruffling Blade Lever Bracket Spring....	03
200101B	11305	Ruffling Blade Lever Bracket Spring Screw .....	04
200289B	11202	Ruffling Blade Lever Hinge Screw.....	05
201537	11202	Ruffling Blade Lever Hinge Screw Nut..	03
202598	11305	Ruffling Blade Lever Spring.....	05
200771	—	Ruffling Blade Lever Spring Stud.....	—
202599B	11305	Ruffling Blade Lever Spring Stud Bracket with 200771.....	25
201566B	11305	Ruffling Blade Lever Spring Thumb Nut	05
202603	11305	Ruffling Blade Lever Spring Thumb Nut Washer .....	01
202603	11305	Ruffling Blade Lever Spring Washer....	01
26410	11211	Switching Lever with 200043C, 200162, 200284 and 200909E.....	1 60
26411	11211	Switching Lever 226410 with 203935, 226348 and 226413.....	3 00
26431	—	Switching Lever 226411 with 226354....	4 00
26347	11203	Switching Lever Bell Crank.....	50
26348	11206	Switching Lever Bell Crank 226347 with 200659C and 201528C.....	60
200909E	11203	Switching Lever Bell Crank Hinge Screw	08

No.	Plate	Name	Each
202668	11306	Switching Lever Bell Crank Slide Block	15
200659c	11203	Switching Lever Bell Crank Slide Block Screw Stud.....	05
201528c	11203	Switching Lever Bell Crank Slide Block Screw Stud Nut.....	04
202104	11204	Switching Lever Bell Crank Slide Block Screw Stud Washer.....	01
226413	11215	Switching Lever Latch.....	50
200284b	11204	Switching Lever Latch Hinge Screw....	05
203935	11215	Switching Lever Latch Spring.....	02
202027	11215	Switching Lever Latch Spring Pin.....	01
200162	11203	Switching Lever Latch Stop Screw....	04
200043c	10436	Switching Lever Pinch Screw.....	04
226353	11211	Switching Lever Shaft.....	35
226354	11211	Switching Lever Shaft 226353 with 226355 and 226356.....	1 00
202305c	10436	Switching Lever Shaft Center.....	06
200043c	10436	Switching Lever Shaft Center Set Screw	04
226355	11211	Switching Lever Shaft Spring.....	30
226356	11204	Switching Lever Shaft Spring Collar with 200363c.....	25
200363c	11204	Switching Lever Shaft Spring Collar Set Screw .....	03
211011	11358	Throat Plate (formerly "99-F") 50 needle hole, for needle sizes 3 to 5, made in gauges $\frac{1}{4}$ , $\frac{3}{8}$ , $\frac{1}{2}$ , $\frac{5}{8}$ and $\frac{3}{4}$ in., for 203462 and 211010.....	1 25
226714	—	Ruffling Combination No. 78 complete...	20 00

## No. 226719 COMBINATION

(FORMERLY No. 79)

For Kimona Work. Guides Two Narrow Tapes or Stays on the  
Bottom to Hold the Gathers and Stitches the Garment  
Onto Them.

When Ordering, State Gauge Required.

No.	Plate	Name	Each
211041	11358	Feed Dog (formerly "10-F") for 211039 and 211010.....	85
226718	11539	Presser Foot.....	1 50
226715	11535	Ruffling Blade.....	75
202610	11305	Ruffling Blade Clamp.....	02
200174b	11204	Ruffling Blade Clamp Screw.....	02
203336	11306	Ruffling Blade Driving Lever.....	1 10
203337	11304	Ruffling Blade Driving Lever 203336 with 200101b, 203338 and 203339.....	1 25
203338	11306	Ruffling Blade Driving Lever Shaft.....	15
202574	11306	Ruffling Blade Driving Lever Shaft Collar with two 200380c.....	15
200380c	11202	Ruffling Blade Driving Lever Shaft Collar Set Screw.....	02
203339	11306	Ruffling Blade Driving Lever Shaft Posi- tion Pin.....	02
202668	11306	Ruffling Blade Driving Lever Slide Block	15
202597	11306	Ruffling Blade Lever with 202610 and two 200174b .....	1 25
203340	11202	Ruffling Blade Lever Bracket (adjust- able) .....	25
203341	11306	Ruffling Blade Lever Bracket (adjust- able) 203340 with 202599b.....	50
203342	11306	Ruffling Blade Lever Bracket Crank with two each 200098b, 200382c and 202607	75
200382c	11305	Ruffling Blade Lever Bracket Crank Set Screw .....	02
200098b	10438	Ruffling Blade Lever Bracket Screw....	03
202600	11202	Ruffling Blade Lever Bracket Screw Washer .....	01
00289	11202	Ruffling Blade Lever Hinge Screw.....	05
01537	11202	Ruffling Blade Lever Hinge Screw Nut...	03
02598	11305	Ruffling Blade Lever Spring.....	05
20771	—	Ruffling Blade Lever Spring Stud.....	—
02599b	11305	Ruffling Blade Lever Spring Stud Bracket with 200771.....	25

No.	Plate	Name	Each
201566B	11305	Ruffling Blade Lever Spring Thumb Nut	05
202603	11305	Ruffling Blade Lever Spring Thumb Nut Washer .....	01
202605	11306	Ruffling Blade Lifting Lever.....	25
200168c	11306	Ruffling Blade Lifting Lever Set Screw..	02
202606	11306	Ruffling Blade Lifting Lever Stud (adjustable) .....	45
200072c	11010	Ruffling Blade Lifting Lever Pinch Screw	03
202607	11307	Ruffling Blade Regulating Lever with two 200382c .....	1 50
202608	11303	Ruffling Blade Regulating Lever Index Slide .....	25
200157B	11204	Ruffling Blade Regulating Lever Index Slide Stop Screw.....	05
203349	11307	Ruffling Blade Regulating Lever Index Slide Stop Screw Washer.....	03
200382c	11305	Ruffling Blade Regulating Lever Set Screw .....	02
203345	11307	Ruffling Blade Regulating Lever Shaft...	25
201600B	11307	Ruffling Blade Regulating Lever Wing Nut .....	20
203344	11307	Ruffling Blade Regulating Lever Washer	03
226717	11539	Ruffling Separating Blade.....	75
200157b	11204	Ruffling Separating Blade Screw.....	05
226410	11211	Switching Lever with 200043c, 200162, 200284 and 200909e.....	1 60
226411	11211	Switching Lever 226410 with 203935, 226348 and 226413.....	3 00
226431	—	Switching Lever 226411 with 226354.....	4 00
226347	11203	Switching Lever Bell Crank.....	56
226348	11206	Switching Lever Bell Crank 226347 with 200659c and 201528c.....	66
200909e	11203	Switching Lever Bell Crank Hinge Screw	08
202668	11306	Switching Lever Bell Crank Slide Block	15
200659c	11203	Switching Lever Bell Crank Slide Block Screw Stud.....	05
201528c	11203	Switching Lever Bell Crank Slide Block Screw Stud Nut.....	04
202104	11204	Switching Lever Bell Crank Slide Block Screw Stud Washer.....	01
226413	11215	Switching Lever Latch.....	50
200284B	11204	Switching Lever Latch Hinge Screw....	05
203935	11215	Switching Lever Latch Spring.....	02
202027	11215	Switching Lever Latch Spring Pin.....	01

No.	Plate	Name	Each
200162	11203	Switching Lever Latch Stop Screw.....	04
200043c	10436	Switching Lever Pinch Screw.....	04
226353	11211	Switching Lever Shaft.....	35
226354	11211	Switching Lever Shaft 226353 with 226355 and 226356.....	1 00
202305c	10436	Switching Lever Shaft Center.....	06
200043c	10436	Switching Lever Shaft Center Set Screw	04
226355	11211	Switching Lever Shaft Spring.....	30
226356	11204	Switching Lever Shaft Spring Collar with 200363c .....	25
200363c	11204	Switching Lever Shaft Spring Collar Set Screw .....	03
211039	11358	Throat Plate, 50 needle hole, for needle sizes 3 to 5, made in 1 $\frac{1}{4}$ in. gauge, for 203462 and 211041.....	3 00
211040	11358	Throat Plate, 46 needle hole, for needle sizes 3 to 5, made in 1 $\frac{1}{4}$ in. gauge, for 203462 and 211041.....	3 00
226719	—	Ruffling Combination No. 79 complete...	9 00



## No. 226725 COMBINATION

(FORMERLY No. 80)

For Corset Covers. Gathers the Corset at will of Operator and  
Folds a Strip on the Bottom.

When Ordering, State Gauge Required.

No.	Plate	Name	Each
211010	11355	Feed Dog (formerly "99") for 211011....	60
226720	11540	Folder (plate) with two 200183.....	3 00
226724	11532	Presser Foot.....	1 00
226721	11540	Ruffling Separating Blade.....	35
200174D	11204	Ruffling Separating Blade Screw.....	02
226722	11540	Ruffling Separating Blade Bracket with two 200174D.....	50
200183	11221	Ruffling Separating Blade Bracket Screw	02
226723	11540	Folder 226720 with 226721 and 226722....	3 75
203405	11303	Ruffling Blade.....	50
202610	11305	Ruffling Blade Clamp.....	02
200174D	11204	Ruffling Blade Clamp Screw.....	02
202597	11306	Ruffling Blade Lever with 202610 and two 200174D.....	1 25
202837	11218	Ruffling Blade Lever Bracket with 202599 and two 202602.....	1 75
202602	11215	Ruffling Blade Lever Bracket Pin.....	05
*202973	—	Ruffling Blade Lever Bracket Position Collar.....	—
*202974	—	Ruffling Blade Lever Bracket Position Collar Position Pin.....	—
226407	11215	Ruffling Blade Lever Bracket Shaft with 200101D, 202973 and 202974.....	1 25
226429	11211	Ruffling Blade Lever Bracket Shaft 226407 with 200289B, 201537, 201566B, 202597, 202598, 202613, 202837 and two 202603.....	4 75
202613	11213	Ruffling Blade Lever Bracket Spring....	05
200101B	11305	Ruffling Blade Lever Bracket Spring Screw.....	04
200289B	11202	Ruffling Blade Lever Hinge Screw.....	05
201537	11202	Ruffling Blade Lever Hinge Screw Nut..	02
202598	11305	Ruffling Blade Lever Spring.....	05
*200771	—	Ruffling Blade Lever Spring Stud.....	—
202599B	11305	Ruffling Blade Lever Spring Stud Bracket with 200771.....	25
201566B	11305	Ruffling Blade Lever Spring Thumb Nut	05
202603	11305	Ruffling Blade Lever Spring Thumb Nut Washer.....	01

## No. 226725 Combination

141

No.	Plate	Name	Each
202603	11305	Ruffling Blade Lever Spring Washer....	01
226410	11211	Switching Lever with 200043c, 200162, 200284 and 200909E.....	1 60
226411	11211	Switching Lever 226410 with 203935, 226348 and 226413.....	3 00
226431	—	Switching Lever 226411 with 226354....	4 00
226347	11203	Switching Lever Bell Crank.....	50
226348	11206	Switching Lever Bell Crank 226347 with 200659c and 201528c.....	60
200909E	11203	Switching Lever Bell Crank Hinge Screw	08
202668	11306	Switching Lever Bell Crank Slide Block	15
200659c	11203	Switching Lever Bell Crank Slide Block Screw Stud.....	05
201528c	11203	Switching Lever Bell Crank Slide Block Screw Stud Nut.....	04
202104	11204	Switching Lever Bell Crank Slide Block Screw Stud Washer.....	01
226413	11215	Switching Lever Latch.....	50
200284B	11204	Switching Lever Latch Hinge Screw....	05
203935	11215	Switching Lever Latch Spring.....	02
202027	11215	Switching Lever Latch Spring Pin.....	01
200162	11203	Switching Lever Latch Stop Screw.....	04
200043c	10436	Switching Lever Latch Screw.....	04
226353	11211	Switching Lever Shaft.....	35
226354	11211	Switching Lever Shaft 226353 with 226355 and 226356.....	1 00
202305c	10436	Switching Lever Shaft Center.....	06
200043c	10436	Switching Lever Shaft Center Set Screw	04
226355	11211	Switching Lever Shaft Spring.....	30
226356	11204	Switching Lever Shaft Spring Collar with 200363c.....	25
200363c	11204	Switching Lever Shaft Spring Collar Set Screw.....	03
11011	11358	Throat Plate (formerly "99-F") 50 needle hole, for needle sizes 3 to 5, made in gauges from ¼ in. to ⅜ in., for 203462 and 211010.....	1 25
226725	—	Ruffling Combination No. 80 complete...	10 50

## No. 226734 COMBINATION

(FORMERLY No. 81.)

For Corset Covers. Gathers the Corset Cover at will of Operator,  
Folds a Strip on Top and Guides a Puckering Tape Between  
Them. Puckering Tape May Be Switched Into the Seam  
For a Short Distance, to Prevent Pulling Out.

When Ordering, State Gauge Required.

211044	11356	Feed Dog (formerly "121") for 211031 and 211032.....	75
226733	11536	Presser Foot 226729 with 226730 to 226732 .....	10 00
226729	11536	Presser Foot Strip Folder with 200924..	4 00
226730	11541	Puckering Tape Guide (on shank) with two 200174D.....	2 50
226732	11541	Puckering Tape Guide Stop.....	50
200174D	11204	Puckering Tape Guide Stop Screw.....	02
226731	11541	Puckering Tape Guide Switching Lever	50
200924	11541	Puckering Tape Guide Switching Lever Hinge Screw.....	02
226634	11524	Ruffling Blade.....	50
226726	11540	Ruffling Blade Lever Bracket with 202599B .....	50
226727	11541	Ruffling Blade Lever Bracket 226726 with 200289, 201537, 201566B, 202597, 202598 and two 202603.....	1 75
226728	11541	Ruffling Separating Blade.....	50
200157B	11204	Ruffling Separating Blade Screw.....	02
226410	11211	Switching Lever with 200043c, 200162, 200284 and 200909E.....	1 60
226411	11211	Switching Lever 226410 with 203935, 226348 and 226413.....	3 00
226431	—	Switching Lever 226411 with 226354.....	4 00
226347	11203	Switching Lever Bell Crank.....	50
226348	11206	Switching Lever Bell Crank 226347 with 200659c and 201528D.....	60
200909E	11203	Switching Lever Bell Crank Hinge Screw	02
202668	11306	Switching Lever Bell Crank Slide Block	12
200659c	11203	Switching Lever Bell Crank Slide Block Screw Stud.....	00
201528C	11203	Switching Lever Bell Crank Slide Block Screw Stud Nut.....	00
202104	11204	Switching Lever Bell Crank Slide Block Screw Stud Washer.....	00
226413	11215	Switching Lever Latch.....	50
200284B	11204	Switching Lever Latch Hinge Screw....	00
203935	11215	Switching Lever Latch Spring.....	00

No.	Plate	Name	Each
202027	11215	Switching Lever Latch Spring Pin.....	01
200162D	11203	Switching Lever Latch Stop Screw.....	04
200043c	10436	Switching Lever Pinch Screw.....	04
226353	11211	Switching Lever Shaft.....	35
226354	11211	Switching Lever Shaft 226353 with 226355 and 226356.....	1 00
202305c	10436	Switching Lever Shaft Center.....	06
200043c	10436	Switching Lever Shaft Center Set Screw	04
226355	11211	Switching Lever Shaft Spring.....	30
226356	11204	Switching Lever Shaft Spring Collar with 200363c .....	25
200363c	11204	Switching Lever Shaft Spring Collar Set Screw .....	03
211031	11356	Throat Plate (formerly "57-F") 50 needle hole, for needle sizes 3 to 5, made in gauges from $\frac{1}{4}$ in. to $\frac{1}{2}$ in. in steps of $\frac{1}{8}$ in., for 203462 and 211044.....	1 25
211032	11356	Throat Plate (formerly "57-F") 46 needle hole, for needle sizes 5 to 7, made in gauges from $\frac{1}{4}$ in. to $\frac{1}{2}$ in. in steps of $\frac{1}{8}$ in., for 203462 and 211044.....	1 25
226734	—	Ruffling Combination No. 81 complete...	16 50

# No. 226737 COMBINATION

(FORMERLY No. 82.)

For Skirt Work. Guides the Ruffle, Folds and Lays a Strip on Top and Stitches Both to the Face of the Material.

When Ordering, State Gauge Required.

No.	Plate	Name	Each
226393	11214	Attachment Arm Switch (to the right) with two 200187a.....	1 25
226394	11214	Attachment Arm Switch with 226398, 226397 and 226399.....	2 15
226395	11214	Attachment Arm Switch Bracket with 200272b, 22032 and two 200911.....	1 25
226396	11211	Attachment Arm Switch Bracket 226395 with 226394.....	3 35
200911	11213	Attachment Arm Switch Bracket Screw	05
200272b	11213	Attachment Arm Switch Hinge Screw...	08
228032	11213	Attachment Arm Switch Hinge Screw Washer .....	01
226397	11213	Attachment Arm Switch Latch with 2000272b and 226398.....	85
200272b	11213	Attachment Arm Switch Latch Hinge Screw .....	08
200272b	11213	Attachment Arm Switch Hinge Screw...	08
226398	11213	Attachment Arm Switch Latch Hinge Screw Washer.....	01
226399	11213	Attachment Arm Switch Latch Spring...	05
211010	11355	Feed Dog (formerly "99") for 211011....	60
226735	11542	Guide and Separating Blade (on shank)	1 00
200173	11215	Guide and Separating Blade Screw.....	04
226423	11215	Guide and Separating Blade Bracket (intermediate) with two 200173.....	60
226736	11522	Guide and Separating Blade Bracket 226423 with 226735.....	1 60
226609	11520	Presser Foot (strip folder).....	2 50
226506	11502	Ruffling Blade.....	50
202610	11305	Ruffling Blade Clamp.....	02
200174b	11204	Ruffling Blade Clamp Screw.....	02
202597	11306	Ruffling Blade Lever with 202610 and two 200174b .....	1 25
202837	11218	Ruffling Blade Lever Bracket with 202599b and two 202602.....	1 75
202602	11215	Ruffling Blade Lever Bracket Pin.....	05
*202973	—	Ruffling Blade Lever Bracket Position Collar .....	—
*202974	—	Ruffling Blade Lever Bracket Position Collar Position Pin.....	—

No.	Plate	Name	Each
226407	11215	Ruffling Blade Lever Bracket Shaft with 200101b, 202973 and 202974.....	1 25
226429	11211	Ruffling Blade Lever Bracket Shaft 226407 with 200289b, 201537, 201566b, 202597, 202598, 202613, 202837 and two 202603 .....	4 75
202613	11213	Ruffling Blade Lever Bracket Spring....	03
200101b	11305	Ruffling Blade Lever Bracket Spring Screw .....	04
200289b	11202	Ruffling Blade Lever Hinge Screw.....	05
201537	11202	Ruffling Blade Lever Hinge Screw Nut..	03
202598	11305	Ruffling Blade Lever Spring.....	05
*200771	—	Ruffling Blade Lever Spring Stud.....	—
202599b	11305	Ruffling Blade Lever Spring Stud Bracket with 200771.....	25
201566b	11305	Ruffling Blade Lever Spring Thumb Nut	05
202603	11305	Ruffling Blade Lever Spring Thumb Nut Washer .....	01
202603	11305	Ruffling Blade Lever Spring Washer....	01
226410	11211	Switching Lever with 200043c, 200162, 200284 and 200909e.....	1 60
226411	11211	Switching Lever 226410 with 203935, 226348 and 226413.....	3 00
226431	—	Switching Lever 226411 with 226351....	4 00
226347	11203	Switching Lever Bell Crank.....	50
226348	11206	Switching Lever Bell Crank 226347 with 200659c and 201528c.....	60
200909e	11203	Switching Lever Bell Crank Hinge Screw	08
202668	11306	Switching Lever Bell Crank Slide Block	15
200659c	11203	Switching Lever Bell Crank Slide Block Screw Stud.....	05
201528c	11203	Switching Lever Bell Crank Slide Block Screw Stud Nut.....	04
202104	11204	Switching Lever Bell Crank Slide Block Screw Stud Washer.....	01
226413	11215	Switching Lever Latch.....	50
200284b	11204	Switching Lever Latch Hinge Screw....	05
203935	11215	Switching Lever Latch Spring.....	02
202027	11215	Switching Lever Latch Spring Pin.....	01
200162	11203	Switching Lever Latch Stop Screw.....	04
200043c	10436	Switching Lever Pinch Screw.....	04

No.	Plate	Name	Each
226353	11211	Switching Lever Shaft.....	35
226354	11211	Switching Lever Shaft 226353 with 226355 and 226356.....	1 00
202305c	10436	Switching Lever Shaft Center.....	06
200043c	10436	Switching Lever Shaft Center Set Screw	04
226355	11211	Switching Lever Shaft Spring.....	20
226356	11204	Switching Lever Shaft Spring Collar with 200363c.....	25
200363c	11204	Switching Lever Shaft Spring Collar Set Screw.....	03
211011	11358	Throat Plate (formerly "99-F") 50 needle hole, for needle sizes 3 to 5, made in ganges $\frac{1}{8}$ , $\frac{3}{16}$ , $\frac{1}{4}$ , $\frac{5}{16}$ and $\frac{3}{8}$ in., for 203462 and 211010.....	1 25
226737	—	Ruffling Combination No. 82 complete...	19 00

## No. 226746 COMBINATION

(FORMERLY No. 83.)

For Underwear and Childrens Waists. Turns the Edge of the Garment Up and Ruffles It. Guides a Lace Edging and a Folded Strip. The Guides Are So Arranged That the End of the Lace and the Folded Strip May Be Turned Under When Starting and Finishing the Seam.

When Ordering, State Gauge Required.

No.	Plate	Name	Each
211022	11354	Feed Dog (formerly "22") for 211021....	75
226742	11511	Folder (on shank).....	2 00
226740	11512	Guide.....	50
202090	10443	Presser Foot Hinge Pin.....	01
226744	—	Presser Foot Plate.....	2 00
202928	—	Presser Foot Shank.....	75
226745	11544	Presser Foot (strip guide) complete, Nos. 202090, 202928 and 226744.....	2 75
226743	11539	Ruffling Blade.....	50
226687	11532	Ruffling Blade Lever Bracket.....	50
202571	11306	Ruffling Blade Regulating Lever Shaft Collar with 200380c.....	15
200380c	11202	Ruffling Blade Regulating Lever Shaft Collar Set Screw.....	02
226688	11531	Ruffling Blade Lever Bracket 226687 with 201556b, 202598, 226683 and two 202603	1 75
226339	11202	Ruffling Blade Regulating Lever with two 200382c.....	1 75
226738	11512	Swing Bracket with 200170 and 200369b...	40
200369b	11220	Swing Bracket Adjusting Screw.....	06
225735	11220	Swing Bracket Base.....	40
200157b	11204	Swing Bracket Base Screw.....	05
200157b	11204	Swing Bracket Hinge Screw.....	05
225925	11220	Swing Bracket Hinge Screw Washer....	05
226739	11543	Swing Bracket 226738 with 200157b, 225735, 225925 and 226740.....	1 50
226410	11211	Switching Lever with 200043c, 200162, 200284 and 200909e.....	1 60
226411	11211	Switching Lever 226410 with 203935, 226348 and 226413.....	3 00
226431	—	Switching Lever 226411 with 226354....	4 00
226347	11203	Switching Lever Bell Crank.....	50
226348	11206	Switching Lever Bell Crank 226347 with 200659c and 201528c.....	60
200909e	11203	Switching Lever Bell Crank Hinge Screw	08

No.	Plate	Name	Each
202668	11306	Switching Lever Bell Crank Slide Block	15
200659c	11203	Switching Lever Bell Crank Slide Block Screw Stud.....	05
201528c	11203	Switching Lever Bell Crank Slide Block Screw Stud Nut.....	04
202104	11204	Switching Lever Bell Crank Slide Block Screw Stud Washer.....	01
226413	11215	Switching Lever Latch.....	50
200284B	11204	Switching Lever Latch Hinge Screw....	05
203935	11215	Switching Lever Latch Spring.....	02
202027	11215	Switching Lever Latch Spring Pin.....	01
200162	11203	Switching Lever Latch Stop Screw.....	04
200043c	10436	Switching Lever Pinch Screw.....	04
226353	11211	Switching Lever Shaft.....	35
226354	11211	Switching Lever Shaft 226353 with 226355 and 226356.....	1 00
202305c	10436	Switching Lever Shaft Center.....	06
200043c	10436	Switching Lever Shaft Center Set Screw	04
226355	11211	Switching Lever Shaft Spring.....	30
226356	11204	Switching Lever Shaft Spring Collar with 200363c.....	25
200363c	11204	Switching Lever Shaft Spring Collar Set Screw.....	03
226741	11544	Tape Guide (upper).....	1 00
200157B	11204	Tape Guide Screw.....	05
211021	11354	Throat Plate (formerly "22-F") 50 needle hole, for needle sizes 3 to 5, made in gauges from $\frac{1}{4}$ in. to $\frac{1}{8}$ in. in steps of $\frac{1}{32}$ in., for 203462 and 211022.....	1 25
226746	—	Ruffling Combination No. 83 complete...	10 00

## No. 226751 COMBINATION

(FORMERLY No. 84)

For Underwear. Forms a Narrow Band From Two Strips, Folding the Four Edges of Strips, Making and Inserting the Ruffle.

When Ordering, State Gauge Required.

No.	Plate	Name	Each
211010	11355	Feed Dog (formerly "99") for 211011....	60
226747	11542	Folder (plate) with two 200173.....	3 00
200157B	11204	Folder Screw.....	05
226748	11545	Guide (on shank) with two 200174D....	1 75
226542	11507	Presser Foot (strip folder).....	2 50
226749	11545	Ruffling Separating Blade.....	50
200174D	11204	Ruffling Separating Blade Screw.....	02
226750	11545	Folder 226747 with 226748 and 226749....	4 50
226506	11502	Ruffling Blade.....	50
202610	11305	Ruffling Blade Clamp.....	02
200174D	11204	Ruffling Blade Clamp Screw.....	02
202597	11306	Ruffling Blade Lever with 202610 and two 200174D.....	1 25
202837	11218	Ruffling Blade Lever Bracket with 202597B and two 202602.....	1 75
202602	11215	Ruffling Blade Lever Bracket Pin.....	05
*202973	—	Ruffling Blade Lever Bracket Position Collar.....	—
*202974	—	Ruffling Blade Lever Bracket Position Collar Position Pin.....	—
226407	11215	Ruffling Blade Lever Bracket Shaft with 200101D, 202973 and 202974.....	1 25
226429	11211	Ruffling Blade Lever Bracket Shaft 226407 with 200289B, 201537, 201566B, 202597, 202598, 202613, 202837 and two 202603.....	4 75
202613	11213	Ruffling Blade Bracket Spring.....	03
200101D	11305	Ruffling Blade Lever Bracket Spring Screw.....	04
200289B	11202	Ruffling Blade Lever Hinge Screw.....	05
201537	11202	Ruffling Blade Lever Hinge Screw Nut..	03
202598	11305	Ruffling Blade Lever Spring.....	05
*200771	—	Ruffling Blade Lever Spring Stud.....	—
202599B	11305	Ruffling Blade Lever Spring Stud Bracket with 200771.....	25
*201566B	11305	Ruffling Blade Lever Spring Thumb Nut	05
202603	11305	Ruffling Blade Lever Spring Thumb Nut Washer.....	01

No.	Plate	Name	Each
202603	11305	Ruffling Blade Lever Spring Washer....	01
226410	11211	Switching Lever with 200043c, 200162, 200284 and 200909e.....	1 60
226411	11211	Switching Lever 226410 with 203935, 226348 and 226413.....	3 00
226431	—	Switching Lever 226411 with 226351.....	4 00
226347	11203	Switching Lever Bell Crank.....	50
226348	11206	Switching Lever Bell Crank 226347 with 200659c and 201528c.....	60
200909e	11203	Switching Lever Bell Crank Hinge Screw	08
202668	11306	Switching Lever Bell Crank Slide Block	15
200659c	11203	Switching Lever Bell Crank Slide Block Screw Stud.....	05
201528c	11203	Switching Lever Bell Crank Slide Block Screw Stud Nut.....	04
202104	11204	Switching Lever Bell Crank Slide Block Screw Stud Washer.....	01
226413	11215	Switching Lever Latch.....	50
200284B	11204	Switching Lever Latch Hinge Screw....	05
203935	11215	Switching Lever Latch Spring.....	02
202027	11215	Switching Lever Latch Spring Pin.....	01
200162	11203	Switching Lever Latch Stop Screw.....	04
200043c	10436	Switching Lever Pinch Screw.....	04
226353	11211	Switching Lever Shaft.....	35
226354	11211	Switching Lever Shaft 226353 with 226355 and 226356.....	1 00
202305c	10436	Switching Lever Shaft Center.....	06
200043c	10436	Switching Lever Shaft Center Set Screw	04
226355	11211	Switching Lever Shaft Spring.....	30
226356	11204	Switching Lever Shaft Spring Collar with 200363c.....	25
200363c	11204	Switching Lever Shaft Spring Collar Set Screw.....	03
211011	11358	Throat Plate (formerly "99-F") 50 needle hole, for needle sizes 3 to 5, made in gauges 1, 2, 3, 4, 5 and 6 in., for 203462 and 211010.....	1 25
226751	—	Ruffling Combination No. 84 complete....	14 00

## No. 226493 COMBINATION

(FORMERLY No. 87)

For Aprons and Ladies' Underwear. Folds the Band and Ruffles the Apron or Garment Between the Folded Edges.

No.	Plate	Name	Each
211007	11350	Feed Dog (formerly "262-F") for 211003	85
226453	11222	Folder and Separating Blade (on shank)	12 00
226487	11212	Folder Base Plate with two 200187B....	60
200187B	11213	Folder Screw.....	04
226455	11221	Folder Screw Clamp Washer.....	05
226456	11223	Presser Foot.....	1 00
226457	11223	Ruffling Blade.....	35
226330	11202	Ruffling Blade Clamp.....	05
200179b	11208	Ruffling Blade Clamp Screw.....	02
226341	11223	Ruffling Blade Driving Lever Shaft....	25
202574	11306	Ruffling Blade Driving Lever Shaft Collar with 200380c.....	15
200380c	11202	Ruffling Blade Driving Lever Shaft Collar Set Screw.....	02
226458	11223	Ruffling Blade Lever with 226330 and two 200179b.....	1 25
*203340	11202	Ruffling Blade Lever Bracket (adjustable).....	25
203341	11306	Ruffling Blade Lever Bracket 203340 with 202599B.....	50
203342	11306	Ruffling Blade Lever Bracket Crank with two each 200098B, 200382c and 202600	75
200382c	11305	Ruffling Blade Lever Bracket Crank Set Screw.....	02
200098B	10438	Ruffling Blade Lever Bracket Screw....	03
202600	11203	Ruffling Blade Lever Bracket Screw Washer.....	01
200289	11202	Ruffling Blade Lever Hinge Screw.....	05
201537	11202	Ruffling Blade Lever Hinge Screw Nut..	03
202598	11305	Ruffling Blade Lever Spring.....	05
*200771	—	Ruffling Blade Lever Spring Stud.....	—
202599B	11305	Ruffling Blade Lever Spring Stud Bracket with 200771.....	25
201566B	11305	Ruffling Blade Lever Spring Thumb Nut	05
202603	11305	Ruffling Blade Lever Spring Thumb Nut Washer.....	01
202603	11305	Ruffling Blade Lever Spring Washer....	01
202605B	11306	Ruffling Blade Lifting Lever.....	25
200168c	11306	Ruffling Blade Lifting Lever Set Screw..	02

No.	Plate	Name	Each
202606	11303	Ruffling Blade Lifting Lever Stud (adjustable) with 200072c and 200168c	45
226340	11202	Ruffling Blade Lifting Lever Stud 202606 with 202605b.....	70
200072c	11010	Ruffling Blade Lifting Lever Stud Pinch Screw .....	03
226410	11211	Switching Lever with 200043c, 200162, 200284 and 200909e.....	1 60
226411	11211	Switching Lever 226410 with 203935, 226348 and 226413.....	3 00
226347	11203	Switching Lever Bell Crank.....	50
226348	11206	Switching Lever Bell Crank 226347 with 200659 and 201528c.....	60
200909e	11203	Switching Lever Bell Crank Hinge Screw	08
202668	11306	Switching Lever Bell Crank Slide Block	15
200659c	11203	Switching Lever Bell Crank Slide Block Screw Stud.....	05
201528c	11203	Switching Lever Bell Crank Slide Block Screw Stud Nut.....	01
202104	11204	Switching Lever Bell Crank Slide Block Screw Stud Washer.....	01
226413	11215	Switching Lever Latch.....	50
200284B	11204	Switching Lever Latch Hinge Screw....	05
203935	11215	Switching Lever Latch Spring.....	02
202027	11215	Switching Lever Latch Spring Pin.....	01
200162	11203	Switching Lever Latch Stop Screw.....	04
200043c	10436	Switching Lever Pinch Screw.....	04
226353	11211	Switching Lever Shaft.....	35
226354	11211	Switching Lever Shaft 226353 with 226355 and 226356.....	1 00
202305c	10436	Switching Lever Shaft Center.....	06
200043c	10436	Switching Lever Shaft Center Set Screw	04
226355	11211	Switching Lever Shaft Spring.....	30
226356	11204	Switching Lever Shaft Spring Collar with 200363c .....	25
200363c	11204	Switching Lever Shaft Spring Collar Set Screw .....	03
211003	11350	Throat Plate (formerly "21-12-F") 50 needle hole, for needle sizes 3 to 5, for 203253 and 211007.....	1 00
226493	---	Ruffling Combination No. 87 complete...	18 50

## No. 226793 COMBINATION

(FORMERLY No. 94)

For Army Pants Made of Kahki Goods. For Gathering the Top of the Pants to a Band.

No.	Plate	Name	Each
226191	11201	Bed Slide (back) with 200798.....	05
226492	11212	Bed Slide (back) 226491 with 201557 225744 .....	65
211006	11350	Feed Dog (formerly "26-F") for 211005..	75
225744	11225	Guide .....	15
200798	---	Guide Screw Stud.....	04
201557	11225	Guide Screw Stud Thumb Nut.....	15
226479	11226	Presser Foot.....	1 50
226480	11226	Ruffling Blade.....	35
202610	11305	Ruffling Blade Clamp.....	02
200174b	11204	Ruffling Blade Clamp Screw.....	02
226481	11226	Ruffling Blade Lever with 202610 and two 200174b .....	2 00
203340	11202	Ruffling Blade Lever Bracket (adjustable) .....	25
226482	11216	Ruffling Blade Lever Bracket 203340 with 200113c, 200289b, 201537, 206042, 226334 and 226481.....	2 50
203212	11306	Ruffling Blade Lever Bracket Crank with two each 200098b, 200382c and 202600..	75
200382c	11305	Ruffling Blade Lever Bracket Crank Set Screw .....	02
200098A	10438	Ruffling Blade Lever Bracket Screw....	03
202600	11202	Ruffling Blade Lever Bracket Screw Washer .....	01
200289B	11202	Ruffling Blade Lever Hinge Screw.....	05
201537	11202	Ruffling Blade Lever Hinge Screw Nut..	03
206042	11202	Ruffling Blade Lever Spring.....	03
26334	11202	Ruffling Blade Lever Spring Bracket....	25
00113c	10436	Ruffling Blade Lever Spring Bracket Screw .....	03
26335	11201	Ruffling Blade Lifting Lever.....	75
26359	11201	Ruffling Blade Lifting Lever 226335 with 226336 and two 202907b.....	1 00
26336	11204	Ruffling Blade Lifting Lever Extension..	25
00907B	11201	Ruffling Blade Lifting Lever Extension Screw .....	02
20284D	11201	Ruffling Blade Lifting Lever Hinge Screw	05

No.	Plate	Name	Each
202104	11204	Ruffling Blade Lifting Lever Hinge Screw Washer .....	01
226337	11204	Ruffling Blade Lifting Lever Stop .....	15
200174D	11204	Ruffling Blade Lifting Lever Position Stop Screw .....	02
226338	11204	Ruffling Blade Lifting Pin .....	02
226339	11202	Ruffling Blade Regulating Lever with two 200382c .....	1 75
200382c	11305	Ruffling Blade Regulating Lever Set Screw .....	02
203345	11307	Ruffling Blade Regulating Lever Shaft .....	25
226483	11211	Ruffling Blade Regulating Lever Shaft 203345 with 203342 .....	1 00
226484	----	Ruffling Blade Regulating Lever Shaft 226483 with 226482 .....	3 50
226409	11213	Ruffling Blade Regulating Lever Slide Stop Block .....	35
202608	11303	Ruffling Blade Regulating Lever Index Slide .....	25
201600B	11307	Ruffling Blade Regulating Lever Wing Nut .....	20
203344	11307	Ruffling Blade Regulating Lever Washer .....	03
226485	11226	Ruffling Separating Blade .....	25
226486	11212	Ruffling Separating Blade Shank with two 200174 .....	75
200187	11213	Ruffling Separating Blade Shank Screw .....	0
226487	11212	Ruffling Separating Blade Base Plate with two 200187c .....	60
225708	11226	Ruffling Separating Blade Base Plate Spring .....	10
200246	11226	Ruffling Separating Blade Base Plate Hinge Screw .....	0
200174D	11204	Ruffling Separating Blade Screw .....	6
226488	11212	Ruffling Separating Blade Base Plate 226487 with 200246, 225708, 226485 and 226486 .....	1 6
226345	11211	Switching Lever with 200043c, 200284d, 200907e, 200909, 226338 and three 200162d .....	1 6
226489	11211	Switching Lever 226345 with 203935, 226348 and 226413 .....	3 0
226490	----	Switching Lever 226489 with 226354 .....	4 0
226347	11203	Switching Lever Bell Crank .....	5
226348	11206	Switching Lever Bell Crank 226347 with 200659c and 201528d .....	6
200909E	11203	Switching Lever Bell Crank Hinge Screw .....	0
226349	11203	Switching Lever Bell Crank Slide Block .....	2
200659c	11203	Switching Lever Bell Crank Slide Block Screw Stud .....	0

No.	Plate	Name	Each
201528D	11203	Switching Lever Bell Crank Slide Block Screw Stud Nut .....	04
202600	11202	Switching Lever Bell Crank Slide Block Screw Stud Washer .....	01
226413	11215	Switching Lever Latch .....	50
200284D	11204	Switching Lever Latch Hinge Screw .....	05
203935	11215	Switching Lever Latch Spring .....	02
202027	11215	Switching Lever Latch Spring Pin .....	01
200162D	11203	Switching Lever Latch Stop Screw .....	04
200043c	10436	Switching Lever Pinch Screw .....	04
226353	11211	Switching Lever Shaft .....	35
226354	11211	Switching Lever Shaft 226353 with 226355 and 226356 .....	1 00
202305c	10436	Switching Lever Shaft Center .....	06
200043c	10436	Switching Lever Shaft Center Set Screw .....	04
226355	11211	Switching Lever Shaft Spring .....	30
226356	11204	Switching Lever Shaft Spring Collar with 200363c .....	25
200363c	11204	Switching Lever Shaft Spring Collar Set Screw .....	03
211005	11350	Throat Plate, 50 needle hole, for needle sizes 3 to 5, for 203253 and 211006 .....	1 00
226793	----	Ruffling Combination No. 94 complete .....	16 00



## No. 226756 COMBINATION

(FORMERLY No. 95)

For Ladies' Underwear. Folds the Edge of the Garment and a Strip and Lays a Ruffle Between Them.

When Ordering, State Gauge Required.

226393	11214	Attachment Arm Switch (to the right) with two 200187B.....	1	25
226394	11214	Attachment Arm Switch with 226393, 226397 and 226399.....	2	15
226395	11214	Attachment Arm Switch Bracket with 200272B, 228032 and two 200911.....	1	25
226396	11211	Attachment Arm Switch Bracket 226395 with 226394.....	3	35
200911	11213	Attachment Arm Switch Bracket Screw.....		05
200272B	11213	Attachment Arm Switch Hinge Screw....		08
228032	11213	Attachment Arm Switch Hinge Screw Washer.....		01
226397	11213	Attachment Arm Switch Latch with 200272B and 226398.....		85
200272B	11213	Attachment Arm Switch Latch Hinge Screw.....		08
226398	11213	Attachment Arm Switch Latch Hinge Screw Washer.....		01
226399	11213	Attachment Arm Switch Latch Spring..		05
211010	11355	Feed Dog (formerly "99") for 211011....		60
226693	11536	Folder (lower) (plate) with 200305.....	2	00
200157B	11204	Folder (lower) Screw.....		05
226696	11536	Folder 226693 with 226694 and 226695....	3	00
226710	11538	Guide (on shank).....	1	00
226423	11215	Guide Bracket (intermediate) with two 200173.....		60
226711	11522	Guide Bracket 226423 with 226710.....	1	60
200187B	11213	Guide Bracket Screw.....		04
200173	11215	Guide Screw.....		04
226542	11507	Presser Foot (strip folder).....	2	50
202090	10443	Presser Foot Hinge Pin.....		01
226754	—	Presser Foot Plate.....	2	25
202928	—	Presser Foot Shank.....		75
226755	11544	Presser Foot (strip guide) complete, Nos. 202090, 202928 and 226754.....	3	00
226694	11534	Ruffling Separating Blade (switch).....		25
200183	11221	Ruffling Separating Blade Screw.....		02
226695	11534	Ruffling Separating Blade Switching Lever with two 200183.....		60

No.	Plate	Name	Each
226506	11502	Ruffling Blade.....	50
202610	11305	Ruffling Blade Clamp.....	02
200174b	11204	Ruffling Blade Clamp Screw.....	02
202597	11306	Ruffling Blade Lever with 202610 and two 200174b.....	1 25
202837	11218	Ruffling Blade Lever Bracket with 202599B and two 202602.....	1 75
202602	11215	Ruffling Blade Lever Bracket Pin.....	05
*202973	—	Ruffling Blade Lever Bracket Position Collar.....	—
*202974	—	Ruffling Blade Lever Bracket Position Collar Position Pin.....	—
226407	11215	Ruffling Blade Lever Bracket Shaft with 200101b, 202973 and 202974.....	1 25
226429	11211	Ruffling Blade Lever Bracket Shaft 226407 with 200289, 201537, 201566B, 202597, 202598, 202613, 202837 and two 202603.....	4 75
202613	11213	Ruffling Blade Lever Bracket Spring....	03
200101b	11305	Ruffling Blade Lever Bracket Spring Screw.....	04
200289B	11202	Ruffling Blade Lever Hinge Screw.....	05
201537	11202	Ruffling Blade Lever Hinge Screw Nut..	03
202598	11305	Ruffling Blade Lever Spring.....	05
*200771	—	Ruffling Blade Lever Spring Stud.....	—
202599B	11305	Ruffling Blade Lever Spring Stud Bracket with 200771.....	25
201566B	11305	Ruffling Blade Lever Spring Thumb Nut	05
202603	11305	Ruffling Blade Lever Spring Thumb Nut Washer.....	01
202603	11305	Ruffling Blade Lever Spring Washer....	01
226410	11211	Switching Lever with 200043c, 200162, 200284 and 200909E.....	1 60
226411	11211	Switching Lever 226410 with 203935, 226348 and 226413.....	3 00
226431	—	Switching Lever 226411 with 226354....	4 00
226347	11203	Switching Lever Bell Crank.....	50
226348	11206	Switching Lever Bell Crank 226347 with 200659c and 201528c.....	60
200909E	11203	Switching Lever Bell Crank Hinge Screw	08
202668	11306	Switching Lever Bell Crank Slide Block	15
200659c	11203	Switching Lever Bell Crank Slide Block Screw Stud.....	05
201528c	11203	Switching Lever Bell Crank Slide Block Screw Stud Nut.....	04
202104	11204	Switching Lever Bell Crank Slide Block Screw Stud Washer.....	01
226413	11215	Switching Lever Latch.....	50
200284B	11204	Switching Lever Latch Hinge Screw....	05

No.	Plate	Name	Each
203935	11215	Switching Lever Latch Spring.....	02
202027	11215	Switching Lever Latch Spring Pin.....	01
200162	11203	Switching Lever Latch Stop Screw.....	04
200043c	10436	Switching Lever Pinch Screw.....	04
226353	11211	Switching Lever Shaft.....	35
226354	11211	Switching Lever Shaft 226353 with 226355 and 226356.....	1 00
202305c	10436	Switching Lever Shaft Center.....	06
200043c	10436	Switching Lever Shaft Center Set Screw	04
226355	11211	Switching Lever Shaft Spring.....	30
226356	11204	Switching Lever Shaft Spring Collar with 200363c.....	25
200363c	11204	Switching Lever Shaft Spring Collar Set Screw.....	03
211011	11358	Throat Plate (formerly "99 F") 50 needle hole, for needle sizes 3 to 5, made in gauges from $\frac{1}{4}$ in. to $\frac{3}{4}$ in. in steps of $\frac{1}{16}$ in., for 203462 and 211010.....	1 25
226756	---	Ruffling Combination No. 95 complete...	20 00

## No. 226765 COMBINATION

(FORMERLY No. 96)

For Banding Skirts and Underwear. Folds a Strip on the Bottom,  
Folds Down the Edge of the Garment and Ruffles It and  
Guides a Puckering Tape Between Them. The Puckering  
Tape May Be Switched Into the Seam, For a Short  
Distance, To Prevent Pulling Out.

When Ordering, State Gauge Required.

No.	Plate	Name	Each
211030	11356	Feed Dog (formerly "134") for 211028 and 211029.....	75
226757	11516	Folder (plate) with two 200173.....	4 00
226762	11517	Folder (upper) (on shank).....	2 50
226763	11547	Folder 226757 with 226650 and 226758 to 226762.....	15 00
202090	10443	Presser Foot Hinge Pin.....	01
226752	---	Presser Foot Plate.....	1 25
226466	11512	Presser Foot Plate Spring.....	25
200174b	11204	Presser Foot Plate Spring Screw.....	02
226753	11545	Presser Foot complete (hinged) Nos. 200174b, 202090, 226566 and 226752....	2 25
226758	11546	Puckering Tape Guide with two 200174b	2 00
226759	11546	Puckering Tape Guide Switching Lever	50
226650	11527	Puckering Tape Guide Stop.....	25
200174b	11204	Puckering Tape Guide Stop Screw.....	02
226760	11528	Ruffling Separating Blade.....	50
226761	11546	Ruffling Separating Blade Bracket with two each 200174b and 200183.....	6 00
226764	11546	Ruffling Blade.....	50
202610	11305	Ruffling Blade Clamp.....	02
200174b	11204	Ruffling Blade Clamp Screw.....	02
202597	11306	Ruffling Blade Lever with 202610 and two 200174b.....	1 25
226403	---	Ruffling Blade Lever Bracket (adjust- able).....	25
226404	11213	Ruffling Blade Lever Bracket 226403 with 202599b.....	50
226415	11216	Ruffling Blade Lever Bracket 226404 with 200289, 201537, 201566b, 202597, 202598 and two 202603.....	1 85
226405	11213	Ruffling Blade Lever Bracket Crank with two each 200098A, 202600 and 202602..	1 00
226406	11211	Ruffling Blade Lever Bracket Crank 226405 with 202613 and 226407.....	2 25

No.	Plate	Name	Each
202602	11215	Ruffling Blade Lever Bracket Crank Position Pin.....	05
202613	11213	Ruffling Blade Lever Bracket Spring....	03
200101D	11305	Ruffling Blade Lever Bracket Spring Screw .....	04
*202973	—	Ruffling Blade Lever Bracket Position Collar .....	—
*202974	—	Ruffling Blade Lever Bracket Position Collar Position Pin.....	—
200098A	10438	Ruffling Blade Lever Bracket Screw....	03
202600	11202	Ruffling Blade Lever Bracket Screw Washer .....	01
226407	11215	Ruffling Blade Lever Bracket Shaft with 200101d, 202973 and 202974.....	1 25
226408	11211	Ruffling Blade Lever Bracket Shaft 226407 with 226406 and 226415.....	4 00
200289	11202	Ruffling Blade Lever Hinge Screw.....	05
201537	11202	Ruffling Blade Lever Hinge Screw Nut...	03
202598	11305	Ruffling Blade Lever Spring.....	05
*200771	—	Ruffling Blade Lever Spring Stud.....	—
202599B	11305	Ruffling Blade Lever Spring Stud Bracket with 200771.....	25
201566B	11305	Ruffling Blade Lever Spring Thumb Nut	05
202603	11305	Ruffling Blade Lever Spring Washer.....	01
226409	11213	Stop Block.....	35
226410	11211	Switching Lever with 200043c, 200162, 200284 and 200909e.....	1 60
226411	11211	Switching Lever 226410 with 203935, 226348 and 226413.....	3 00
226431	—	Switching Lever 226411 with 226354.....	4 00
226347	11203	Switching Lever Bell Crank.....	50
226348	11206	Switching Lever Bell Crank 226347 with 200659c and 201528b.....	60
200909E	11203	Switching Lever Bell Crank Hinge Screw	08
202668	11306	Switching Lever Bell Crank Slide Block	15
200659c	11203	Switching Lever Bell Crank Slide Block Screw Stud.....	05
201528c	11203	Switching Lever Bell Crank Slide Block Screw Stud Nut.....	04
202104	11204	Switching Lever Bell Crank Slide Block Screw Stud Washer.....	01
226413	11215	Switching Lever Latch.....	50
200284B	11204	Switching Lever Latch Hinge Screw....	05
203935	11215	Switching Lever Latch Spring.....	02
202027	11215	Switching Lever Latch Spring Pin.....	01
200162D	11203	Switching Lever Latch Stop Screw....	04
200043c	10436	Switching Lever Pinch Screw.....	04
226353	11211	Switching Lever Shaft.....	35
226354	11211	Switching Lever Shaft 226353 with 226355 and 226356.....	1 00

No.	Plate	Name	Each
202305c	10436	Switching Lever Shaft Center.....	06
200043c	10436	Switching Lever Shaft Center Set Screw	04
226355	11211	Switching Lever Shaft Spring.....	30
226356	11204	Switching Lever Shaft Spring Collar with 200363c .....	25
200363c	11204	Switching Lever Shaft Spring Collar Set Screw .....	03
211028	11356	Throat Plate (formerly "134-F") 50 needle hole, for needle sizes 3 to 5, made in gauges from $\frac{1}{4}$ in. to $\frac{5}{16}$ in. in steps of $\frac{1}{32}$ in., for 203462 and 211030..	1 25
211029	11356	Throat Plate (formerly "134-F") 46 needle hole, for needle sizes 5 to 7, made in gauges from $\frac{1}{4}$ in. to $\frac{5}{16}$ in. in steps of $\frac{1}{32}$ in., for 203462 and 211030..	1 25
226765	—	Ruffling Combination No. 96 complete...	21 00

## No. 226772 COMBINATION

(FORMERLY NO. 98)

For Skirt Work (Has Three Folders and a Guide) Places a Ruffle On the Bottom of Skirt with a Piping and Folded Strip for a Heading. Folds Up the Edge of Skirt, Folds and Guides a Piping, Folds a Strip and Lays a Ruffle Between Them.

When Ordering, State Gauge Required.

No.	Plate	Name	Each
226463	11223	Attachment Arm Switch with two 200183B .....	1 00
226464	11223	Attachment Arm Switch Bracket with 200268B, 200336B, 201531, 201537 and 226467 .....	1 50
226465	11224	Attachment Arm Switch Bracket 226464 with 226463.....	2 50
200157B	11204	Attachment Arm Switch Bracket Screw	05
200268B	11223	Attachment Arm Switch Hinge Screw...	10
201531	11223	Attachment Arm Switch Hinge Screw Nut .....	03
226467	11223	Attachment Arm Switch Hinge Screw Spring Washer.....	05
200336B	10441	Attachment Arm Switch Stop Screw....	04
201537	11202	Attachment Arm Switch Stop Screw Cheek Nut.....	03
226769	11545	Attachment Arm Switch Folder (on shank) folds the piping.....	1 50
200183B	11221	Attachment Arm Switch Strip Guide Screw .....	02
211022	11354	Feed Dog, for 211021.....	75
226766	11543	Folder (lower) (plate) with 200305.....	2 00
226768	11543	Folder 226766 with 226695 and 226767....	3 50
226767	11547	Guide (on shank).....	75
226695	11534	Guide Switching Lever with two 200183	60
226771	11548	Presser Foot (strip folder).....	3 00
226770	11548	Ruffling Blade.....	35
202610	11305	Ruffling Blade Clamp.....	02
200174D	11204	Ruffling Blade Clamp Screw.....	02
202597	11306	Ruffling Blade Lever with 202610 and two 200174D.....	1 25
202837	11218	Ruffling Blade Lever Bracket with 202599B and two 202602.....	1 75
202602	11215	Ruffling Blade Lever Bracket Pin.....	05

No.	Plate	Name	Each
*202973	---	Ruffling Blade Lever Bracket Position Collar .....	---
*202974	---	Ruffling Blade Lever Bracket Position Collar Position Pin.....	---
226407	11215	Ruffling Blade Lever Bracket Shaft with 200101D, 202973 and 202974.....	1 25
226429	11211	Ruffling Blade Lever Bracket Shaft 226407 with 200289B, 201537, 201566B, 202597, 202598, 202613, 202837 and two 202603 .....	4 75
202613	11213	Ruffling Blade Lever Bracket Spring....	03
200101D	11305	Ruffling Blade Lever Bracket Spring Screw .....	01
200289B	11202	Ruffling Blade Lever Hinge Screw.....	05
201537	11202	Ruffling Blade Lever Hinge Screw Nut..	03
202598	11305	Ruffling Blade Lever Spring.....	05
*200771	---	Ruffling Blade Lever Spring Stud.....	---
202599B	11305	Ruffling Blade Lever Spring Stud Bracket with 200771.....	25
201566B	11305	Ruffling Blade Lever Spring Thumb Nut	05
202603	11305	Ruffling Blade Lever Spring Thumb Nut Washer .....	01
202603	11305	Ruffling Blade Lever Spring Washer....	01
226410	11211	Switching Lever with 200043c, 200162, 200284 and 200909E.....	1 60
226411	11211	Switching Lever 226410 with 203935, 226348 and 226413.....	3 00
226431	---	Switching Lever 226411 with 226351....	4 00
226347	11203	Switching Lever Bell Crank.....	50
226348	11206	Switching Lever Bell Crank 226347 with 200659c and 201528c.....	60
200909E	11203	Switching Lever Bell Crank Hinge Screw	08
202668	11306	Switching Lever Bell Crank Slide Block	15
200659c	11203	Switching Lever Bell Crank Slide Block Screw Stud.....	05
201528c	11203	Switching Lever Bell Crank Slide Block Screw Stud Nut.....	04
202104	11204	Switching Lever Bell Crank Slide Block Screw Stud Washer.....	01
226413	11215	Switching Lever Latch.....	50
200284B	11204	Switching Lever Latch Hinge Screw....	05
203935	11215	Switching Lever Latch Spring.....	02
202027	11215	Switching Lever Latch Spring Pin.....	01
200162	11203	Switching Lever Latch Stop Screw.....	04
200043c	10436	Switching Lever Pinch Screw.....	04
226353	11211	Switching Lever Shaft.....	35
226354	11211	Switching Lever Shaft 226353 with 226355 and 226356.....	1 00

No.	Plate	Name	Each
202305c	10436	Switching Lever Shaft Center.....	06
200043c	10436	Switching Lever Shaft Center Set Screw	04
226355	11211	Switching Lever Shaft Spring.....	30
226356	11204	Switching Lever Shaft Spring Collar with 200363c .....	25
200363c	11204	Switching Lever Shaft Spring Collar Set Screw .....	03
211021	11354	Throat Plate (formerly "22 F") 50 needle hole, for needle sizes 3 to 5, made in gauges from $\frac{1}{4}$ in. to $\frac{7}{8}$ in. in steps of $\frac{1}{2}$ in., for 203462 and 211022.....	1 25
226772	---	Ruffling Combination No. 98 complete...	21 75

## No. 226780 COMBINATION

(FORMERLY No. 99)

For Banding. Has Top and Bottom Folders. Folds the Four  
Edges In, Forming a Band and Guides and Ruffles a  
Garment on the Left.

When Ordering, State Gauge Required.

No.	Plate	Name	Each
211017	11357	Feed Dog (formerly "9-F") for 211015 and 211016 .....	85
226773	11543	Folder (plate) with two 200173.....	3 50
226776	11543	Folder 226773 with 226774 and 226775....	5 50
200157B	11204	Folder Screw.....	05
226774	11543	Guide (on shank) with two 200174b.....	2 00
200173	11215	Guide Screw.....	04
226779	11536	Presser Foot (strip folder).....	3 00
226775	11543	Ruffling Separating Blade.....	50
200174b	11204	Ruffling Separating Blade Screw.....	02
226777	11547	Ruffling Blade.....	35
226687	11532	Ruffling Blade Lever Bracket.....	50
202574	11306	Ruffling Blade Regulating Lever Shaft Collar with 200380c.....	15
200380c	11202	Ruffling Blade Regulating Lever Shaft Collar Set Screw.....	02
226688	11534	Ruffling Blade Lever Bracket 226687 with 201566b, 202598, 226683 and two 202603	1 75
226339	11202	Ruffling Blade Regulating Lever with two 200382c .....	1 75
226778	11548	Ruffling Blade Lever Shaft.....	25
226410	11211	Switching Lever with 200043c, 200162, 200284 and 200909E.....	1 60
226411	11211	Switching Lever 226410 with 203935, 226348 and 226413.....	3 00
226431	---	Switching Lever 226411 with 226354....	4 00
226347	11203	Switching Lever Bell Crank.....	50
226348	11206	Switching Lever Bell Crank 226347 with 200659c and 201528c.....	60
200909E	11203	Switching Lever Bell Crank Hinge Screw	08
202668	11306	Switching Lever Bell Crank Slide Block	15
200659c	11203	Switching Lever Bell Crank Slide Block Screw Stud.....	05
201528c	11203	Switching Lever Bell Crank Slide Block Screw Stud Nut.....	04
202104	11204	Switching Lever Bell Crank Slide Block Screw Stud Washer.....	01

No.	Plate	Name	Each
226413	11215	Switching Lever Latch.....	50
200284b	11204	Switching Lever Latch Hinge Screw....	05
203935	11215	Switching Lever Latch Spring.....	02
202027	11215	Switching Lever Latch Spring Pin.....	01
200162	11203	Switching Lever Latch Stop Screw.....	04
200043c	10436	Switching Lever Pinch Screw.....	04
226353	11211	Switching Lever Shaft.....	35
226354	11211	Switching Lever Shaft 226353 with 226355 and 226356.....	1 00
202305c	10436	Switching Lever Shaft Center.....	03
200043c	10436	Switching Lever Shaft Center Set Screw	04
226355	11211	Switching Lever Shaft Spring.....	30
226356	11204	Switching Lever Shaft Spring Collar with 200363c.....	25
200363c	11204	Switching Lever Shaft Spring Collar Set Screw.....	03
211015	11357	Throat Plate (formerly "9-F") 50 needle hole, for needle sizes 3 to 5, made in gauges 1, 1 $\frac{1}{32}$ , 1 $\frac{1}{16}$ , 1 $\frac{1}{8}$ and 1 $\frac{1}{4}$ in., for 203462 and 211017.....	1 50
211016	11357	Throat Plate (formerly "9-F") 46 needle hole, for needle sizes 5 to 7, made in gauges 1, 1 $\frac{1}{32}$ , 1 $\frac{1}{16}$ , 1 $\frac{1}{8}$ and 1 $\frac{1}{4}$ in., for 203462 and 211017.....	1 50
226780	---	Ruffling Combination No. 99 complete...	16 00

## No. 226788 COMBINATION

(FORMERLY No. 100)

For Aprons and Ladies' Underwear. Folds the Band and Ruffles  
the Apron or Garment Between the Folded Edges.

When Ordering, State Gauge Required.

No.	Plate	Name	Each
211041	11358	Feed Dog (formerly "10-F") for 211894 and 211895.....	85
226785	11222	Folder and Separating Blade (on shank) (short strip can be used).....	12 00
203075	11519	Folder Base Plate.....	40
226787	11549	Presser Foot.....	1 50
226786	11549	Ruffling Blade.....	35
226330	11202	Ruffling Blade Clamp.....	05
200179b	11208	Ruffling Blade Clamp Screw.....	02
202574	11306	Ruffling Blade Driving Lever Shaft Collar with 200380c.....	15
200380c	11202	Ruffling Blade Driving Lever Shaft Collar Set Screw.....	02
226458	11223	Ruffling Blade Lever with 226330 and two 200179b.....	1 25
*203340	11202	Ruffling Blade Lever Bracket (adjust- able).....	25
203341	11306	Ruffling Blade Lever Bracket 203340 with 202599b.....	50
203342	11306	Ruffling Blade Lever Bracket Crank with two each 200098b, 200382c and 202600	75
200382c	11305	Ruffling Blade Lever Bracket Crank Set Screw.....	02
200098b	10438	Ruffling Blade Lever Bracket Screw....	03
202600	11202	Ruffling Blade Lever Bracket Screw Washer.....	01
200289	11202	Ruffling Blade Lever Hinge Screw.....	05
201537	11202	Ruffling Blade Lever Hinge Screw Nut..	03
202598	11305	Ruffling Blade Lever Spring.....	05
*200771	---	Ruffling Blade Lever Spring Stud.....	---
202599b	11305	Ruffling Blade Lever Spring Stud Bracket with 200771.....	25
201566b	11305	Ruffling Blade Lever Spring Thumb Nut	05
202603	11305	Ruffling Blade Lever Spring Thumb Nut Washer.....	01
202603	11305	Ruffling Blade Lever Spring Washer....	01
202605b	11306	Ruffling Blade Lifting Lever.....	25
200168c	11306	Ruffling Blade Lifting Lever Set Screw..	02
202606	11303	Ruffling Blade Lifting Lever Stud (adjustable) with 200072c and 200168c	45
226340	11202	Ruffling Blade Lifting Lever Stud 202606 with 202605b.....	70

No.	Plate	Name	Each
200072c	11010	Ruffling Blade Lifting Lever Stud Pinch Screw .....	03
226345	11211	Switching Lever with 200043c, 200284b, 200907b, 200909e, 226338 and three 200162b .....	1 60
226346	11211	Switching Lever 226345 with 202600, and 226348 to 226352 .....	3 75
226357	—	Switching Lever 226346 with 226354 .....	4 75
226347	11203	Switching Lever Bell Crank .....	50
226348	11206	Switching Lever Bell Crank 226347 with 200659c and 201528b .....	60
200909e	11203	Switching Lever Bell Crank Hinge Screw .....	08
226349	11203	Switching Lever Bell Crank Slide Block .....	25
200659c	11203	Switching Lever Bell Crank Slide Block Screw Stud .....	05
201528b	11203	Switching Lever Bell Crank Slide Block Screw Stud Nut .....	04
202600	11203	Switching Lever Bell Crank Slide Block Screw Stud Washer .....	01
226350	11201	Switching Lever Handle .....	75
200162b	11203	Switching Lever Handle Screw .....	04
226351	11201	Switching Lever Latch .....	75
200284b	11204	Switching Lever Latch Hinge Screw .....	05
226352	11203	Switching Lever Latch Spring .....	05
200907e	11204	Switching Lever Latch Spring Screw .....	02
200162b	11203	Switching Lever Latch Stop Screw .....	04
200043c	10436	Switching Lever Pinch Screw .....	04
226353	11211	Switching Lever Shaft .....	35
226354	11211	Switching Lever Shaft 226353 with 226355 and 226356 .....	1 00
202305c	10436	Switching Lever Shaft Center .....	06
200043c	10436	Switching Lever Shaft Center Set Screw .....	04
226355	11211	Switching Lever Shaft Spring .....	30
226356	11204	Switching Lever Shaft Spring Collar with 200363c .....	25
200363c	11204	Switching Lever Shaft Spring Collar Set Screw .....	03
226778	11548	Ruffling Blade Regulating Lever Shaft .....	25
202574	11306	Ruffling Blade Regulating Lever Shaft Collar .....	15
211894	11549	Throat Plate (formerly "70-F") 50 needle hole, for needle sizes 3 to 5, made in gauges $1\frac{1}{8}$ , $1\frac{3}{8}$ and $1\frac{5}{8}$ in., for 203462 and 211041 .....	1 50
211895	11549	Throat Plate (formerly "10-F") 46 needle hole, for needle sizes 5 to 7, made in gauges $1\frac{1}{8}$ , $1\frac{3}{8}$ and $1\frac{5}{8}$ in., for 203462 and 211041 .....	1 50
226788	—	Ruffling Combination No. 100 complete .....	19 00

## No. 226789 COMBINATION

FORMERLY No. 101

For Skirt Work. Has Two Guides for Laying a Plait in the Body of a Skirt and Sewing a Ruffle In It.

When Ordering, State Gauge Required.

No.	Plate	Name	Each
226393	11214	Attachment Arm Switch (to the right) with two 200187 .....	1 25
226394	11214	Attachment Arm Switch 226393 with 226397 and 226399 .....	2 15
226395	11214	Attachment Arm Switch Bracket 200272b, 228032 and two 200911 .....	1 25
226396	11211	Attachment Arm Switch Bracket 226395 with 226394 .....	3 35
200911	11213	Attachment Arm Switch Bracket Screw .....	05
200272b	11213	Attachment Arm Switch Hinge Screw .....	08
228032	11213	Attachment Arm Switch Hinge Screw Washer .....	01
226397	11213	Attachment Arm Switch Latch with 200272b and 226398 .....	85
200272b	11213	Attachment Arm Switch Hinge Screw .....	08
226398	11213	Attachment Arm Switch Hinge Screw Washer .....	01
226399	11213	Attachment Arm Switch Latch Spring .....	05
226419	11217	Bed Switch Locking Plate with two 200173 .....	75
226560	11511	Bed Switch Guide (on shank) .....	75
226416	11217	Bed Switch with two 200173 .....	60
200305	11204	Bed Switch Hinge Screw .....	04
200157b	11204	Bed Switch Locking Plate Screw .....	05
200173	11215	Bed Switch Locking Plate Folder Screw .....	04
226792	—	Bed Switch Locking Plate 226419 with 226416 and 226560 .....	1 35
211010	11355	Feed Dog (formerly "99") for 211009 .....	60
226561	11511	Guide and Separating Blade (on shank) .....	1 00
226563	11511	Guide and Switching Blade Bracket (intermediate) with two 200183 .....	60
226564	11224	Guide and Switching Blade Bracket 226563 with 226561 .....	1 60
200187	11213	Guide and Switching Blade Bracket Screw .....	04

No.	Plate	Name	Each
202090	10443	Presser Foot Hinge Pin.....	01
226565	—	Presser Foot Plate.....	1 25
226566	11512	Presser Foot Plate Spring.....	25
200174D	11204	Presser Foot Plate Spring Screw.....	02
226567	11512	Presser Foot complete, Nos. 200174D, 202090, 226565 and 226566.....	2 25
202597	11306	Presser Foot Lever with 202610 and two 200174D .....	1 25
202837	11218	Ruffling Blade Lever Bracket with 202599B and two 202602.....	1 75
202602	11215	Ruffling Blade Lever Bracket Pin.....	05
*202973	—	Ruffling Blade Lever Bracket Position Collar .....	—
*202974	—	Ruffling Blade Lever Bracket Position Collar Position Pin.....	—
226407	11215	Ruffling Blade Lever Bracket Shaft with 200101B, 202973 and 202974.....	1 25
226429	11211	Ruffling Blade Lever Bracket Shaft 226407 with 200289B, 201537, 201566B, 202597, 202598, 202613, 202837 and two 202603 .....	4 75
202613	11213	Ruffling Blade Lever Bracket Spring....	03
200101B	11305	Ruffling Blade Lever Bracket Spring Screw .....	04
200289B	11202	Ruffling Blade Lever Hinge Screw.....	05
201537	11202	Ruffling Blade Lever Hinge Screw Nut..	03
202598	11305	Ruffling Blade Lever Spring.....	05
*200771	—	Ruffling Blade Lever Spring Stud.....	—
202599B	11305	Ruffling Blade Lever Spring Stud Bracket with 200771.....	25
201566B	11305	Ruffling Blade Lever Spring Thumb Nut	05
202603	11305	Ruffling Blade Lever Spring Thumb Nut Washer .....	01
202603	11305	Ruffling Blade Lever Spring Washer....	01
226410	11211	Switching Lever with 200043C, 200162, 200284 and 200909E.....	1 60
226411	11211	Switching Lever 226410 with 203935, 226348 and 226413.....	3 00
226431	—	Switching Lever 226411 with 226354.....	4 00
226347	11203	Switching Lever Bell Crank.....	50
226348	11206	Switching Lever Bell Crank 226347 with 200659C and 201528C.....	60
200909E	11203	Switching Lever Bell Crank Hinge Screw	08
202668	11306	Switching Lever Bell Crank Slide Block	15
200659C	11203	Switching Lever Bell Crank Slide Block Screw Stud.....	05
201528C	11203	Switching Lever Bell Crank Slide Block Screw Stud Nut.....	04
202104	11204	Switching Lever Bell Crank Slide Block Screw Stud Washer.....	01

No.	Plate	Name	Each
226413	11215	Switching Lever Latch.....	50
200284B	11204	Switching Lever Latch Hinge Screw....	05
203935	11215	Switching Lever Latch Spring.....	02
202027	11215	Switching Lever Latch Pin.....	01
200162	11203	Switching Lever Latch Stop Screw.....	04
200043C	10436	Switching Lever Pinch Screw.....	04
226353	11211	Switching Lever Shaft.....	35
226354	11211	Switching Lever Shaft 226353 with 226355 and 226356.....	1 00
202305C	10436	Switching Lever Shaft Center.....	06
200043C	10436	Switching Lever Shaft Center Set Screw	04
226355	11211	Switching Lever Shaft Spring.....	30
226356	11204	Switching Lever Shaft Spring Collar with 200363C .....	25
200363C	11204	Switching Lever Shaft Spring Collar Set Screw .....	03
211009	11355	Throat Plate (formerly "99-F-1") 50 needle hole, for needle sizes 3 to 5, made in gauges from $\frac{1}{8}$ in. to $\frac{3}{8}$ in. in steps of $\frac{1}{32}$ in., for 203462 and 211010.....	1 25
226789	—	Ruffling Combination No. 101 complete..	17 00



## Numerical List of Parts

No.	Plate	Each	No.	Plate	Each
200002E	10436	07	200243E	11005	08
200006E	11007	07	200246	11226	08
200016E	10431	06	200257D	11032	08
200027C	11005	04	200268B	11223	10
200031C	10438	04	200271E	10438	05
200033C	11307	05	200272B	11213	08
200042C	11031	05	200278	10710	05
200043C	10436	04	200284B	11204	05
200045E	11005	03	200289B	11202	05
200048B	11221	04	200291E	10438	05
200053C	10435	04	200300	10444	04
200054E	10434	03	200305	11204	04
200062	10434	07	200309E	10443	04
200068	14501	03	200319C	10444	04
200072C	11040	03	200328C	10434	04
200074D	10441	03	200335C	10434	04
200078C	10438	03	200336	10441	04
200079	10710	02	200338C	11303	04
200086C	10441	03	200342	11303	03
200092B	11204	03	200362C	10441	03
200093B	11217	03	200363C	11204	03
200098A	10438	03	200366C	10444	02
200101B	11305	04	200368	10444	02
200106E	10435	02	200369D	11220	06
200113C	10436	03	200378C	10436	02
200125C	11303	02	200380C	11202	02
200126C	11203	02	200382C	11305	02
200131C	11032	02	200383C	10435	02
200135E	10444	03	200385C	10435	02
200141	13084	02	200393C	11007	02
200157B	11204	05	200430C	11031	08
200160B	11213	04	200437C	10436	06
200162	11203	04	200439C	10434	05
200164B	11208	02	200483B	11514	06
200168C	11306	02	200491B	10441	25
200169	11204	04	200502B	11303	25
200170B	11514	04	200503	11010	05
200173	11215	04	200504	11010	05
200174D	11204	02	200516	10434	08
200175	11202	02	200537C	11307	10
200178D	11203	02	200550C	10441	08
200179D	11208	02	200555	11007	05
200183B	11221	02	200566	11512	06
200187B	11213	04	200567	11507	05
200214E	10435	12	200570E	10434	05

## Numerical List of Parts

No.	Plate	Each	No.	Plate	Each
200575	10710	05	202091	10444	05
200577	10444	02	202092	10444	01
200581	10444	02	202098	10444	05
200582	11305	02	202104	11204	01
200593	11228	02	202126	10434	01
200594c	11228	02	202211	10279	02
200600	11228	02	202248	10710	05
200609c	10434	03	202258	11003	08
200616e	11228	02	202259	11003	08
200632B	10493	20	*202276	---	---
200658c	11010	10	202299	10279	01
200659c	11203	05	202305c	10436	06
200668c	10438	06	202325	11031	05
200684c	10444	04	202402	10443	05
*200771	---	---	202407	10443	05
200798	---	---	202413	11010	05
200840	11007	10	202574	11306	15
200855E	11220	02	202597	11306	1 25
200892	11005	10	202598	11305	05
200907B	11204	02	202599B	11305	25
200909E	11203	08	202600	11202	01
200911D	11213	05	202602	11215	05
200924	11541	03	202603	11305	01
201512	---	05	202605B	11306	25
201519c	11010	03	202606	11303	45
201522	10436	03	202607	11307	1 50
201524c	10436	03	202608	11303	25
201525E	10435	03	202609	11307	35
201528c	11203	04	202610	11305	02
201531	11223	03	202613	11213	03
201537	11202	03	202622	10438	01
201557	11225	15	202668	11306	15
201563B	11220	10	202837	11218	1 75
201566B	11305	05	202924	11218	60
201569B	10434	35	202928	---	75
201572B	10493	04	202932	---	75
201600E	11307	20	*202973	---	---
201816	11031	12	*202974	---	---
202005	10434	01	202991	11203	1 00
202015	10434	05	203021	11203	1 15
202016	10434	05	203075	11519	40
202027	11215	01	203206	11003	30
202036	10438	01	203207	11003	25
*202056	---	01	203208	11228	05
202062	11203	01	203209	11228	25
*202064	11005	01	203210	11228	55
202068	10710	15	*203211	---	05
202075	10443	03	*203212	---	05
202084	10444	01	*203213	---	05
202090	10443	01	203214	11228	05

## Numerical List of Parts

No.	Plate	Each	No.	Plate	Each
203215	11228	03	203341	11306	50
203216	11228 per 100	25	203342	11306	75
203217	11228	80	203343	11204	25
203233	11005	50	203344	11307	03
203235	11005	75	203345	11307	25
203238	11005	35	203346	11301	2 25
*203239	---	---	203347	11307	40
203240	11228	2 20	203349	11307	03
203241	11007	85	*203401	---	8 00
203242	11007	1 00	203403	11304	80
203243	11304	40	203404	11303	85
203244	11007	20	203405	11303	50
203245	11007	1 00	203407	11303	75
203246	11007	75	203412	11306	75
203248	11301	20	203462	11229	10 50
203249	11007	25	203703	14501	1 00
203250	11007	20	203704	14501	1 25
203251	11228	40	203705	14501	1 50
203252	11227	1 00	203935	11215	02
203253	11227	5 00	204058B	10444	07
203254	11228	20	204059	---	15
*203255	---	01	204163	10710	10
203257	11010 per 100	25	*204166	---	---
203268	11031	1 50	*204167	---	---
203270	11010	60	204169B	---	1 00
203274	11010	90	204170	---	20
203290	11228	3 00	204172	---	1 70
203301	11003	35	204184	11301	75
203302	11301	3 50	204185	10435	03
203303	11032	50	204186	11301	2 40
203304	11032	25	204188	10435	03
203305	11301	35	204189	10435	01
203306	11304	45	204192	10436	70
203307	11229	1 25	204193	11003	35
203308	11229	5 25	204194	10438	45
203314	11032	05	204195	10436	15
*203326	---	10 00	204196	10436	25
203327	11301	2 00	204197	10436	15
*203328	---	5 00	204198	11304	1 30
203330	11303	85	204200	10435	35
203331	11305	35	204202	11303	75
203332	11305	1 25	204206	11003	10
203333	11305	15	204207	11003	55
203334	11305	75	204208	10438	05
203335	11305	05	204209	10438	01
203336	11306	1 10	204210	10438	20
203337	11304	1 25	204211	10438	20
203338	11306	15	204212	10438	15
203339	11306	02	204213	10438	15
*203340	11202	25	204214	---	95

No.	Plate	Each	No.	Plate	Each
204248	11010.....	35	211008	11355.....	1 50
204249	11010.....	40	211009	11355.....	1 25
204250	11010.....	03	211010	11355.....	60
204251	11304.....	80	211011	11358.....	1 25
204252	10441.....	20	211012	11356.....	1 25
204253	10441.....	40	211013	11356.....	1 25
204254	10441.....	30	211014	11356.....	75
204255	10441.....	10	211015	11357.....	1 50
204263	11031.....	15	211016	11357.....	1 50
204264	11031.....	01	211017	11357.....	85
204265	11031.....	05	211019	11354.....	1 25
204267	10443.....	05	211020	11354.....	75
204268	10443.....	10	211021	11354.....	1 25
204269	10443.....	02	211022	11354.....	75
204271	10443.....	05	211025	11356.....	1 25
204272	10443.....	50	211026	11356.....	1 25
204273	10444.....	15	211027	11356.....	75
204274	10444.....	12	211028	11356.....	1 25
204275	10444.....	10	211029	11356.....	1 25
204276	10444.....	03	211030	11356.....	75
204277	10444.....	15	211031	11356.....	1 25
204278	10444.....	10	211032	11356.....	1 25
204279	10444.....	10	211033	11357.....	1 50
204280	10444.....	45	211034	11357.....	1 50
204281	10444.....	01	211035	11357.....	85
204293	10436.....	01	211039	11358.....	3 00
204294	11301.....	35	211040	11358.....	3 00
204296	10710.....	10	211041	11358.....	85
204297	-----	25	211044	11356.....	75
204333	10444.....	08	211045	11354.....	75
204533	11301.....	1 10	211891	11549.....	1 50
204551	-----	15	211895	11549.....	1 50
204552	11301.....	75	213624	11301.....	1 75
204553	-----	75	225585	11007.....	02
204554	11103.....	1 05	225586	11221.....	01
204555	11032.....	10	225708	11226.....	10
204801	-----	35	225735	11220.....	40
204802	-----	35	225744	11225.....	15
204804	11301.....	80	225847	-----	1 25
204805	11301.....	1 00	225856	11210.....	25
204827	11304.....	80	225925	11220.....	05
204925	11307.....	01	226110	11220.....	40
206042	11202.....	03	226322	11510.....	1 50
211001	11350.....	1 00	226323	11510.....	2 00
211002	11350.....	60	226324	11510.....	1 00
211003	11350.....	1 00	226325	11510.....	4 50
211004	11350.....	1 00	226326	11219.....	2 50
211005	11350.....	1 00	226327	11203.....	50
211006	11350.....	75	226328	11203.....	10
211007	11350.....	85	226329	11202.....	35

No.	Plate	Each	No.	Plate	Each
226330	11202.....	05	226386	-----	4 00
226331	11202.....	2 00	226387	11210.....	4 75
226332	11216.....	2 50	226388	11209.....	5 00
226334	11202.....	25	226389	11209.....	1 50
226335	11201.....	75	226390	-----	6 50
226336	11204.....	25	226391	11210.....	25
226337	11204.....	15	226392	-----	8 50
226338	11204.....	02	226393	11214.....	1 25
226339	11202.....	1 75	226394	11214.....	2 15
226340	11202.....	70	226395	11214.....	1 25
226341	11223.....	25	226396	11211.....	3 35
226345	11211.....	1 60	226397	11213.....	85
226346	11211.....	3 75	226398	11213.....	01
226347	11203.....	50	226399	11213.....	05
226348	11206.....	60	226400	11212.....	2 00
226349	11203.....	25	226402	11213.....	2 50
226350	11201.....	75	*226403	-----	25
226351	11201.....	75	226404	11213.....	50
226352	11203.....	05	226405	11213.....	1 00
226353	11211.....	35	226406	11211.....	2 25
226354	11211.....	1 00	226407	11215.....	1 25
226355	11211.....	30	226408	11211.....	4 00
226356	11204.....	25	226409	11213.....	35
226357	-----	4 75	226410	11211.....	1 60
226359	11201.....	1 00	226411	11211.....	3 00
226360	11211.....	3 75	226413	11215.....	50
226361	11205.....	4 00	226414	-----	14 00
226362	-----	16 00	226415	11216.....	1 85
226363	-----	14 00	226416	11217.....	60
226364	11208.....	2 25	226418	11217.....	1 25
226365	11205.....	2 00	226419	11217.....	75
226366	11209.....	35	226420	11201.....	4 00
226367	11208.....	75	226421	11217.....	1 50
226368	11205.....	3 00	226422	11215.....	1 00
226369	-----	4 50	226423	11215.....	60
226370	11206.....	1 75	226424	11212.....	1 60
226371	11208.....	1 00	226426	11218.....	1 00
226372	11206.....	2 50	226427	11218.....	35
226373	11208.....	50	226429	11211.....	4 75
226374	11208.....	1 00	226430	-----	16 50
226375	-----	1 75	226431	-----	4 00
226376	11208.....	25	226432	11214.....	1 25
226377	-----	4 00	226433	11211.....	3 35
226378	11210.....	75	226434	11218.....	1 00
226379	11207.....	2 00	226435	11224.....	1 00
226380	-----	3 00	226437	11218.....	1 75
226382	11210.....	25	226438	11218.....	1 50
226383	11210.....	1 00	226439	11221.....	35
226384	11210.....	1 00	226440	11221.....	50
226385	11207.....	1 25	226441	11219.....	75

Numerical List of Parts

No.	Plate	Each	No.	Plate	Each
226442	11221	25	226496	11500	25
226443	—	10 00	226497	11500	75
226444	11222	1 00	226498	11500	50
226445	—	1 75	226499	11505	35
226446	11222	4 50	226500	—	5 00
226448	11221	15	226501	11501	2 50
226449	11214	25	226502	11501	1 75
226450	11221	25	226503	11501	1 25
226451	11214	1 00	226504	11501	2 50
226452	11222	1 65	226505	11502	1 50
226453	11222	12 00	226506	11502	50
226454	11222	75	226507	11502	25
226455	11221	05	226508	—	5 00
226456	11223	1 00	226509	11503	3 00
226457	11223	35	226510	11503	2 00
226458	11223	1 25	226511	11503	3 00
226460	—	4 75	226512	11503	75
226461	—	24 00	226513	11502	75
226463	11223	1 00	226514	11502	25
226464	11223	1 50	226515	11503	50
226465	11224	2 50	226516	—	13 50
226466	11512	25	226517	11504	5 00
226467	11223	05	226518	11504	3 50
226468	11223	50	226519	11504	25
226469	11225	60	226520	11504	1 00
226471	11225	75	226521	11504	50
226472	11225	2 25	226522	11504	3
226473	11224	3 50	226523	—	5 50
226474	11226	1 00	226524	11503	1 50
226475	11219	2 50	226525	11503	50
226476	11226	1 50	226526	11503	1
226477	11226	35	226527	11503	01
226478	—	18 50	226528	—	5 5
226479	11226	1 50	226529	11505	3 5
226480	11226	35	226530	11207	6 7
226481	11226	2 00	226531	11505	2 0
226482	11216	2 50	226532	11505	7
226483	11211	1 00	226534	11505	5
226484	—	3 50	226535	11505	5
226485	11226	25	226536	—	4 5
226486	11212	75	226537	11506	2 0
226487	11212	60	226538	11506	1 5
226488	11212	1 60	226539	11506	1 0
226489	11211	3 00	226540	11507	7
226490	—	4 00	226541	11507	2 0
226491	11204	05	226542	11507	2 5
226492	11212	65	226543	11507	5
226493	—	18 50	226544	11507	5
226494	11500	2 50	226545	—	5 5
226495	11500	3 75	226546	—	12 0

Numerical List of Parts

No.	Plate	Each	No.	Plate	Each
226547	11508	1 75	226597	11517	75
226548	11508	1 50	226598	11516	3 75
226549	11508	2 00	226599	—	18 50
226550	11508	25	226600	11517	1 50
226551	—	11 00	226601	11517	2 50
226552	11509	2 50	226602	11518	4 00
226553	11509	50	226603	—	15 00
226554	11509	50	226604	11518	1 50
226555	11509	2 50	226605	11518	2 00
226556	11509	35	226606	11519	1 00
226557	—	12 00	226607	11519	4 50
226558	11211	1 60	226608	11515	25
226559	11511	1 75	226609	11520	2 50
226560	11511	75	226610	11520	1 50
226561	11511	1 00	226611	11520	50
226562	11224	3 75	226612	11520	25
226563	11511	60	226613	11520	25
226564	11224	1 60	226614	11521	75
226565	—	1 25	226615	11211	3 25
226566	11512	25	226616	—	13 50
226567	11512	2 25	226617	11519	25
226568	11512	50	226618	11516	2 00
226569	—	19 00	226619	11521	3 00
226570	11512	2 00	226620	—	16 00
226571	11512	3 00	226621	11521	35
226572	11513	1 50	226622	11521	1 75
226573	11513	2 50	226623	—	12 00
226574	11513	4 00	226624	11506	1 25
226575	11513	50	226625	11522	4 75
226576	11513	50	226626	11523	2 50
226577	11513	50	226627	11523	1 75
226578	—	10 00	226628	11523	5 00
226579	11514	4 00	226629	11524	25
226580	11514	3 00	226630	11524	1 75
226581	11514	75	226631	—	13 50
226582	11514	10	226632	—	4 50
226583	—	—	226633	11524	2 25
226584	—	—	226634	11524	50
226585	11514	2 25	226635	11524	75
226586	11514	50	226636	—	4 00
226587	—	15 00	226637	11525	1 25
226588	11515	2 50	226638	11525	75
226589	11516	2 00	226639	11525	50
226590	—	16 00	226640	11525	50
226591	11516	1 35	226641	11525	50
226592	11516	3 50	226642	11526	4 50
226593	11515	2 75	226643	11526	1 25
226594	11516	2 00	226644	11526	2 00
226595	11515	50	226645	11526	3 25
226596	—	14 00	226646	—	8 00

## Numerical List of Parts


No.	Plate	Each	No.	Plate	Each
226647	11527.....	4 00	226697	11522.....	2 00
226648	11527.....	2 00	226698	-----	20 00
226649	11527.....	50	226699	11535.....	2 50
226650	11527.....	25	226700	11535.....	7 1
226651	11527.....	50	226701	11536.....	3 50
226652	11527.....	6 00	226702	-----	11 50
226653	11528.....	15 00	226703	11537.....	2 00
226654	11528.....	1 25	226704	11537.....	50
226655	-----	20 00	226705	11537.....	50
226656	11529.....	5 00	226706	11537.....	50
226657	11528.....	2 50	226707	11538.....	3 0
226658	11529.....	7 50	226708	11537.....	1 0
226659	11524.....	50	226709	-----	11 0
226660	11528.....	1 50	226710	11538.....	1 0
226661	-----	13 00	226711	11522.....	1 6
226662	11530.....	3 00	226712	-----	2 9
226663	11530.....	05	226713	11538.....	3 5
226664	11519.....	60	226714	-----	20 0
226665	11522.....	3 60	226715	11535.....	7
226666	11530.....	25	226717	11539.....	7
226667	11530.....	50	226718	11539.....	1 5
226668	-----	2 25	226719	-----	9 0
226669	11530.....	3 00	226720	11540.....	3 0
226670	-----	7 50	226721	11540.....	3
226671	11531.....	2 00	226722	11540.....	5
226672	11531.....	1 00	226723	11540.....	3 7
226673	11531.....	25	226724	11532.....	1 0
226674	11531.....	1 00	226725	-----	10 5
226675	11531.....	4 00	226726	11540.....	5
226676	11532.....	50	226727	11541.....	1 7
226677	-----	8 50	226728	11541.....	5
226678	11532.....	3 00	226729	11536.....	4 0
226679	11532.....	2 00	226730	11541.....	2 5
226680	11533.....	4 75	226731	11541.....	5
226681	11522.....	1 25	226732	11541.....	5
226682	-----	16 00	226733	11536.....	10 0
226683	11533.....	1 25	226734	-----	16 4
226684	11533.....	3 00	226735	11542.....	1 0
226685	11533.....	1 50	226736	11522.....	1 0
226686	11529.....	50	226737	-----	19 0
226687	11532.....	50	226738	11542.....	7
226688	11534.....	1 75	226739	11543.....	1 5
226689	-----	2 50	226740	11542.....	5
226690	11534.....	3 25	226741	11544.....	1 0
226691	11535.....	4 50	226742	11544.....	2 0
226692	-----	13 00	226743	11539.....	5
226693	11536.....	2 00	226744	-----	2 0
226694	11534.....	25	226745	11544.....	2 7
226695	11534.....	60	226746	-----	10 0
226696	11536.....	3 00	226747	11542.....	3 5

## Numerical List of Parts

No.	Plate	Each	No.	Plate	Each
226748	11545.....	1 75	226771	11548.....	3 00
226749	11545.....	50	226772	-----	21 75
226750	11545.....	4 50	226773	11543.....	3 50
226751	-----	14 00	226774	11543.....	2 00
226752	-----	1 25	226775	11543.....	50
226753	11545.....	2 25	226776	11543.....	5 50
226754	-----	2 25	226777	11547.....	35
226755	11544.....	3 00	226778	11548.....	25
226756	-----	20 00	226779	11536.....	3 00
226757	11546.....	4 00	226780	-----	16 00
226758	11546.....	2 00	226781	11548.....	2 50
226759	11546.....	50	226782	11516.....	2 00
226760	11528.....	50	226784	-----	14 00
226761	11546.....	6 00	226785	11222.....	12 00
226762	11547.....	2 50	226786	11549.....	35
226763	11547.....	15 00	226787	11549.....	1 50
226764	11546.....	50	226788	-----	19 00
226765	-----	21 00	226789	-----	17 00
226766	11543.....	2 00	226790	-----	24 00
226767	11547.....	75	226791	-----	4 25
226768	11543.....	3 50	226792	-----	1 35
226769	11545.....	1 50	226793	-----	16 00
226770	11548.....	35	228032	11213.....	01

PLATE 10279-FULL SIZE

202244 202260 202423 202254



202330 202277 202299



PLATE 10434-FULL SIZE

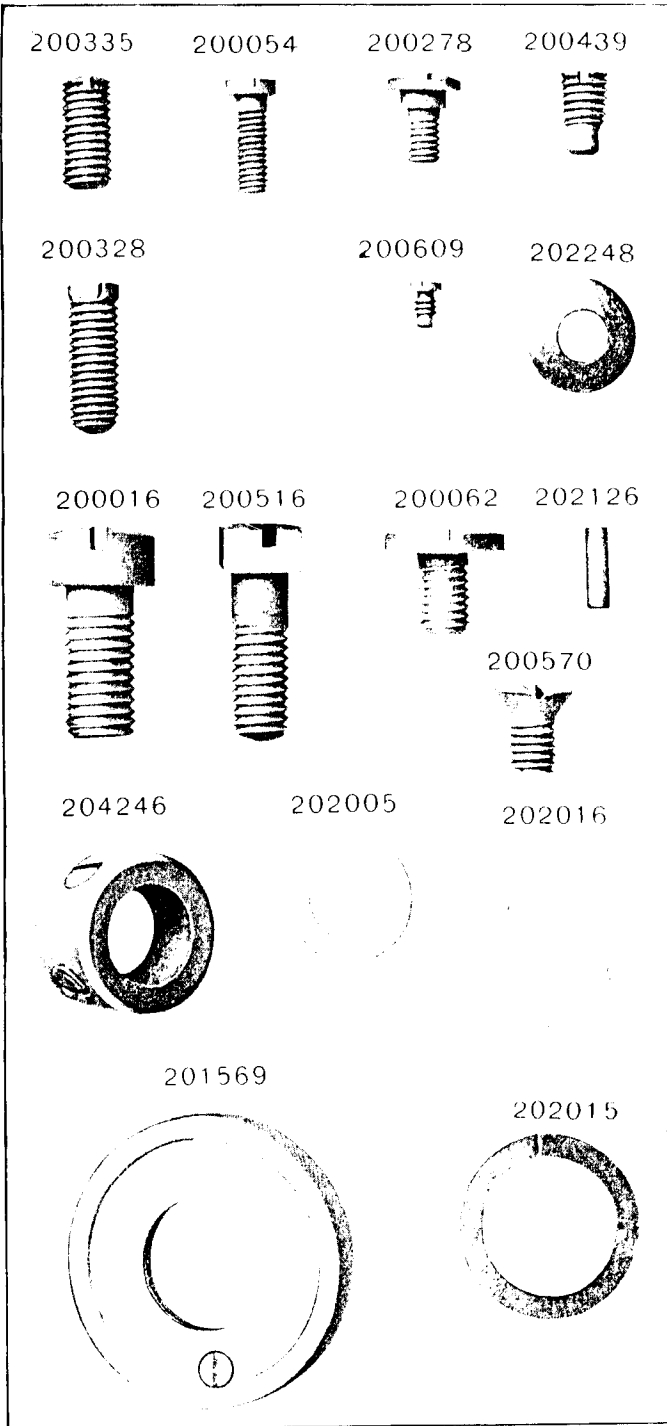


PLATE 10435-FULL SIZE

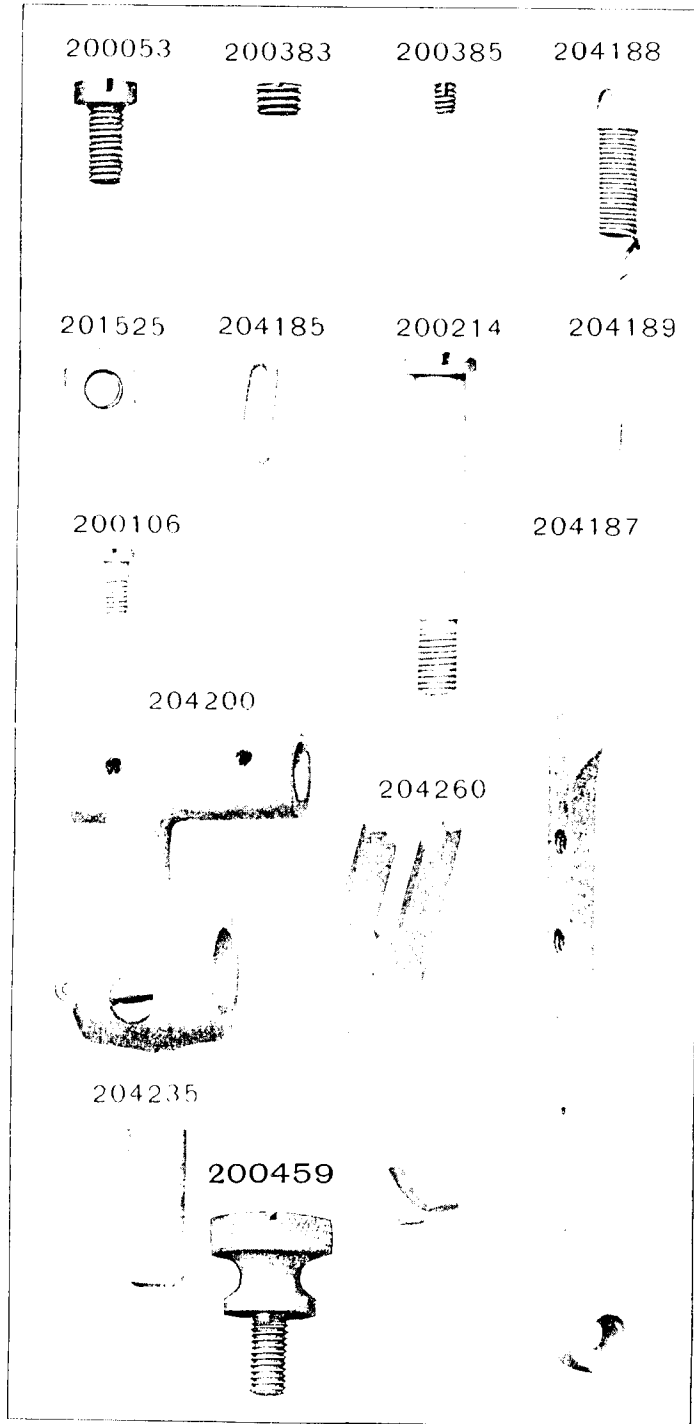


PLATE 10436—FULL SIZE

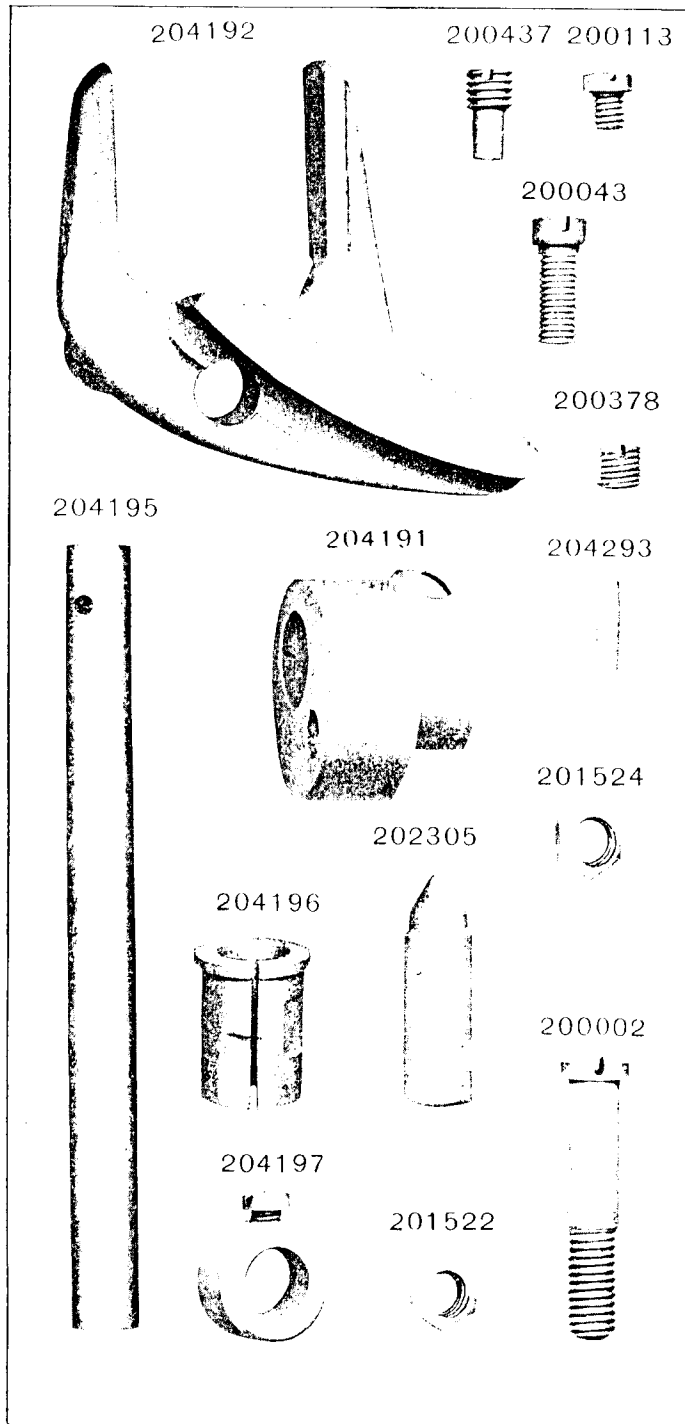


PLATE 10438—FULL SIZE

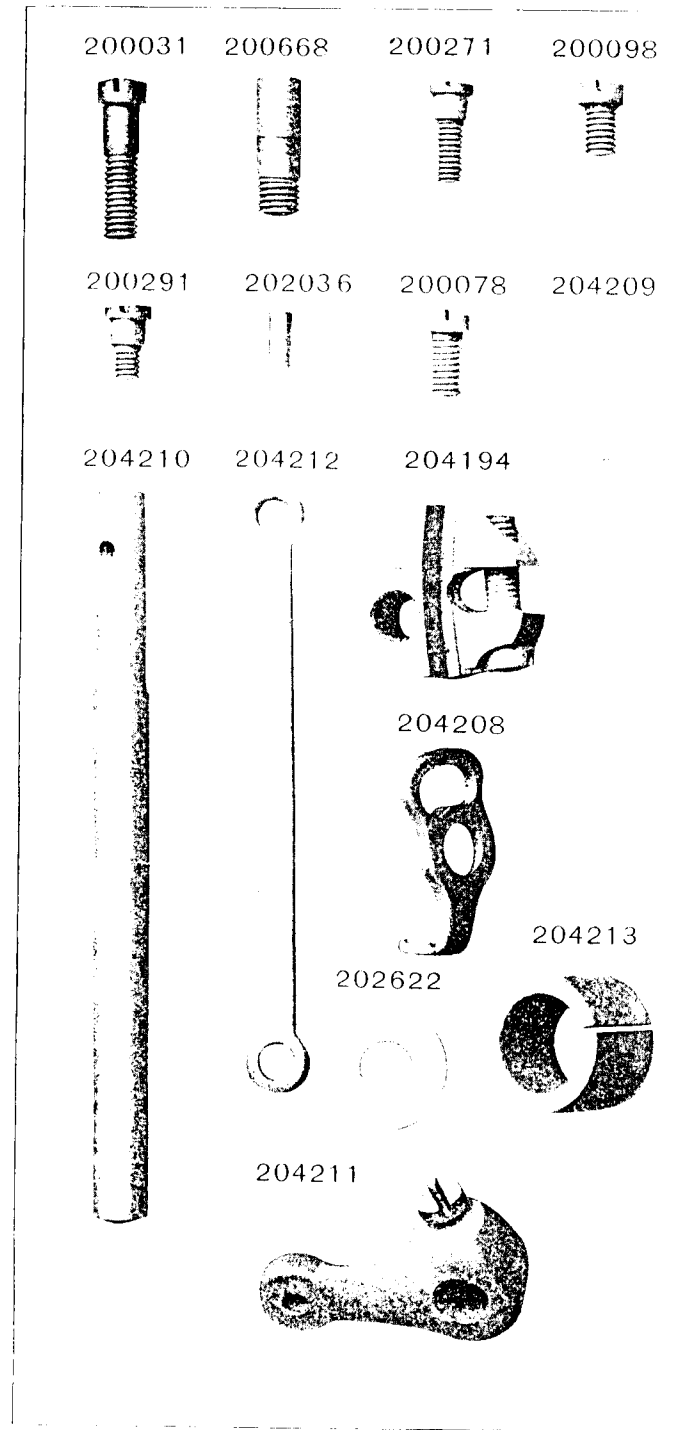




PLATE 10441-FULL SIZE

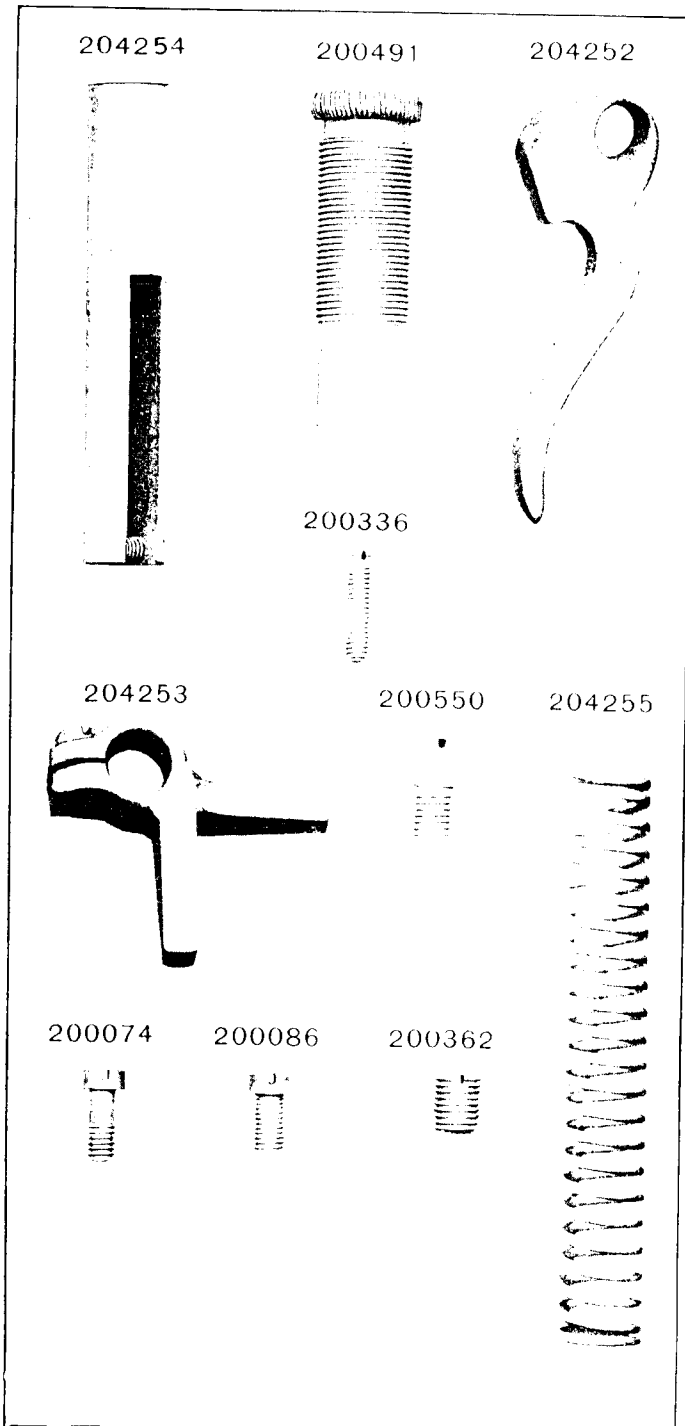


PLATE 10443-FULL SIZE

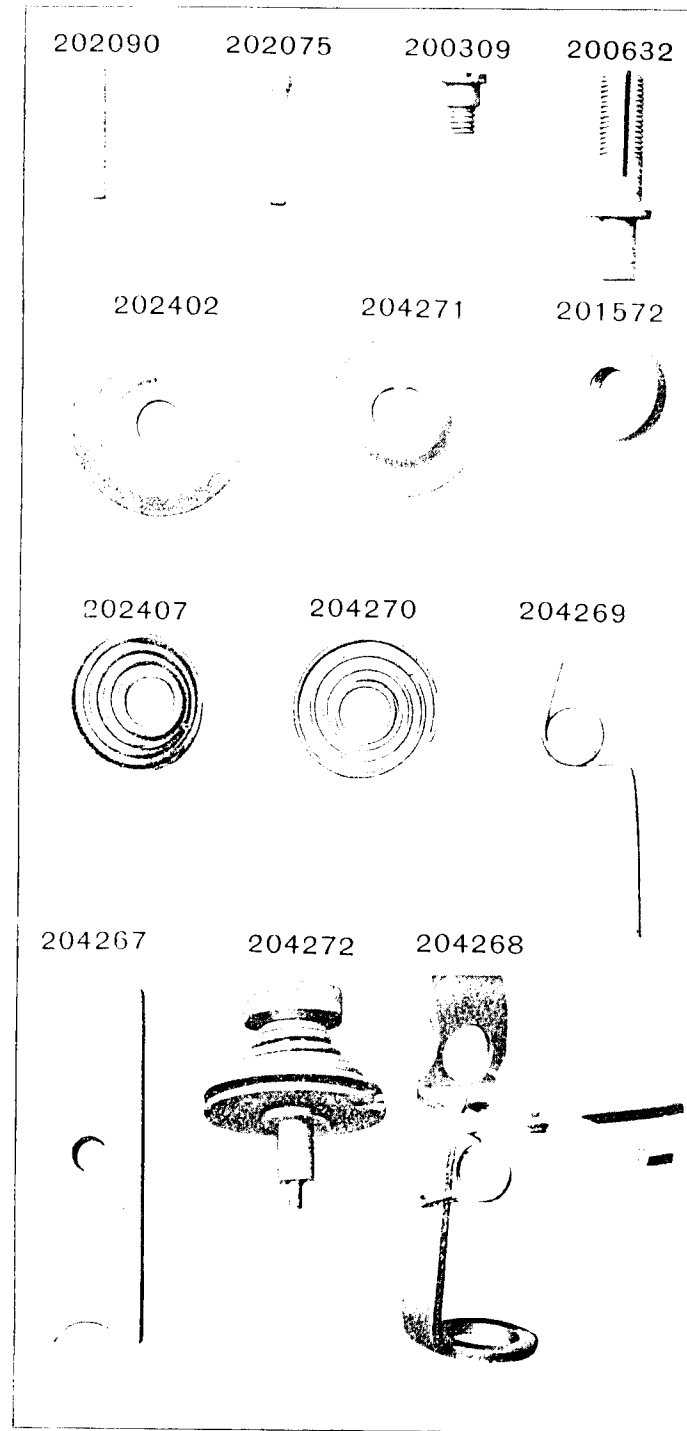


PLATE 10444—FULL SIZE

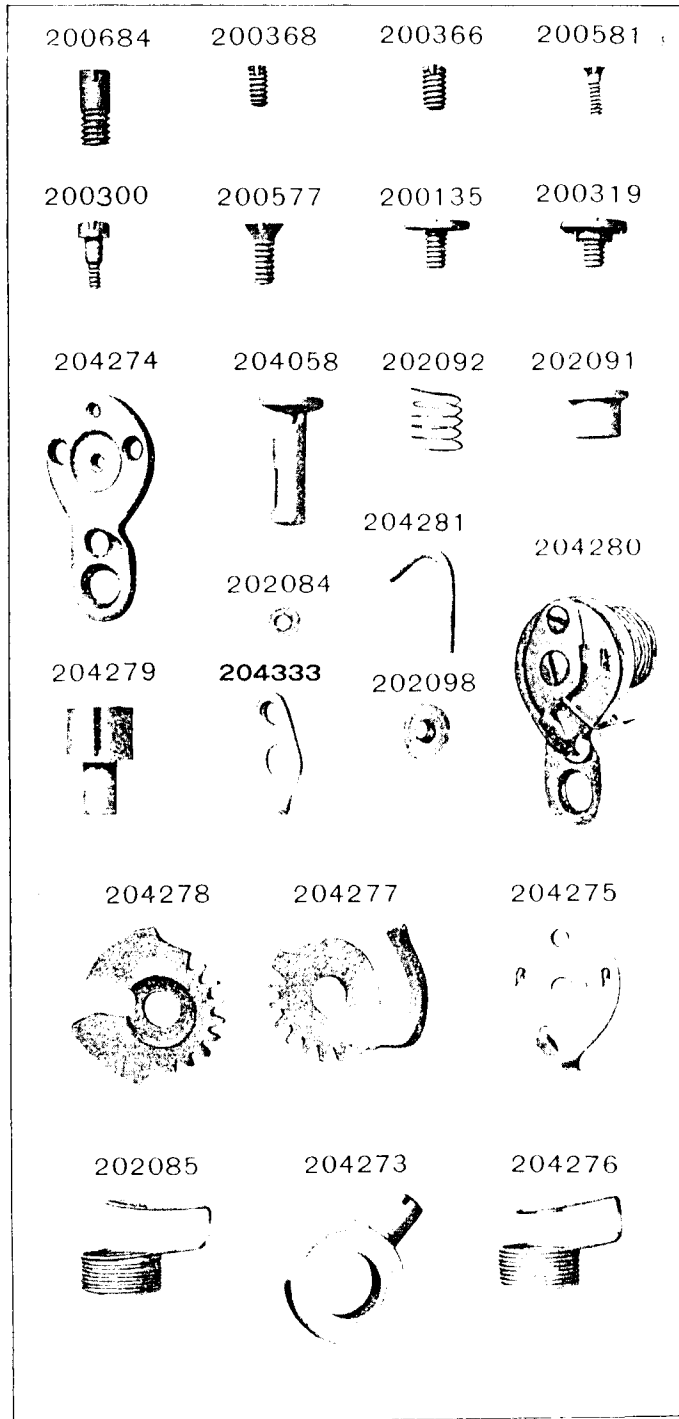


PLATE 10493—FULL SIZE

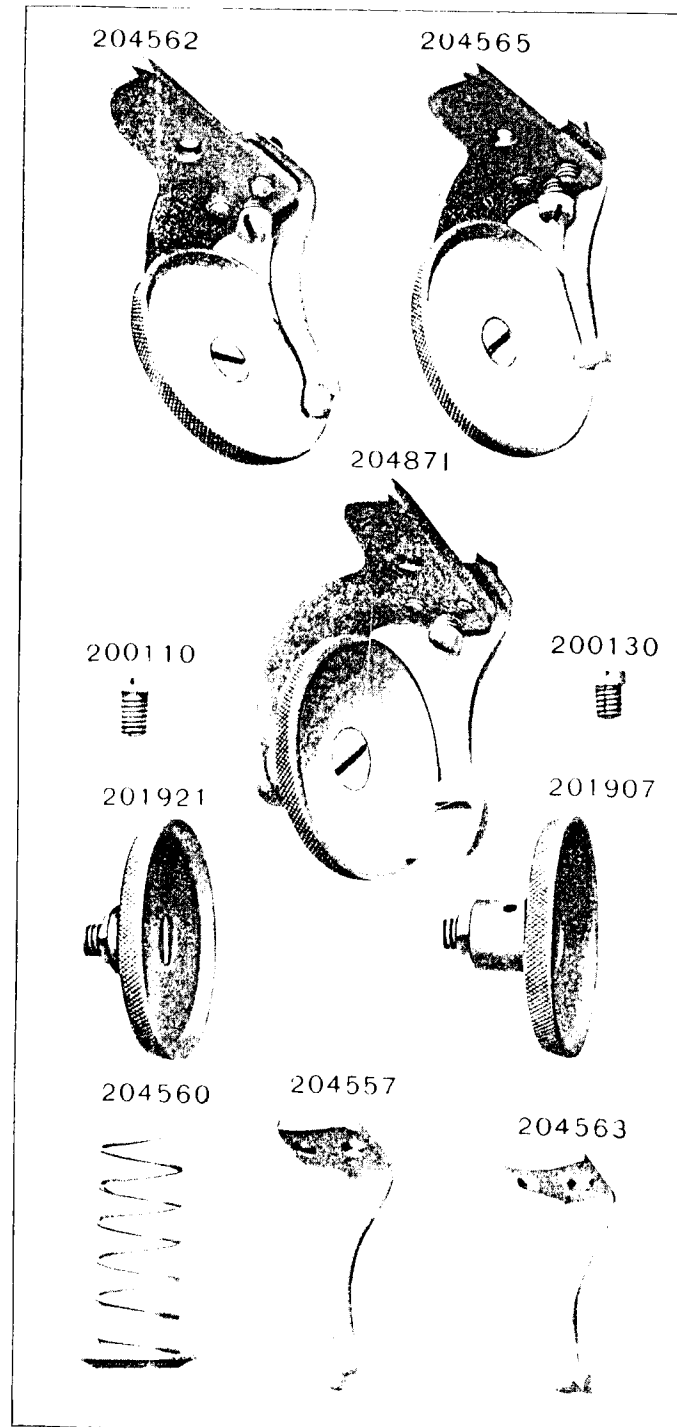


PLATE 10710—FULL SIZE

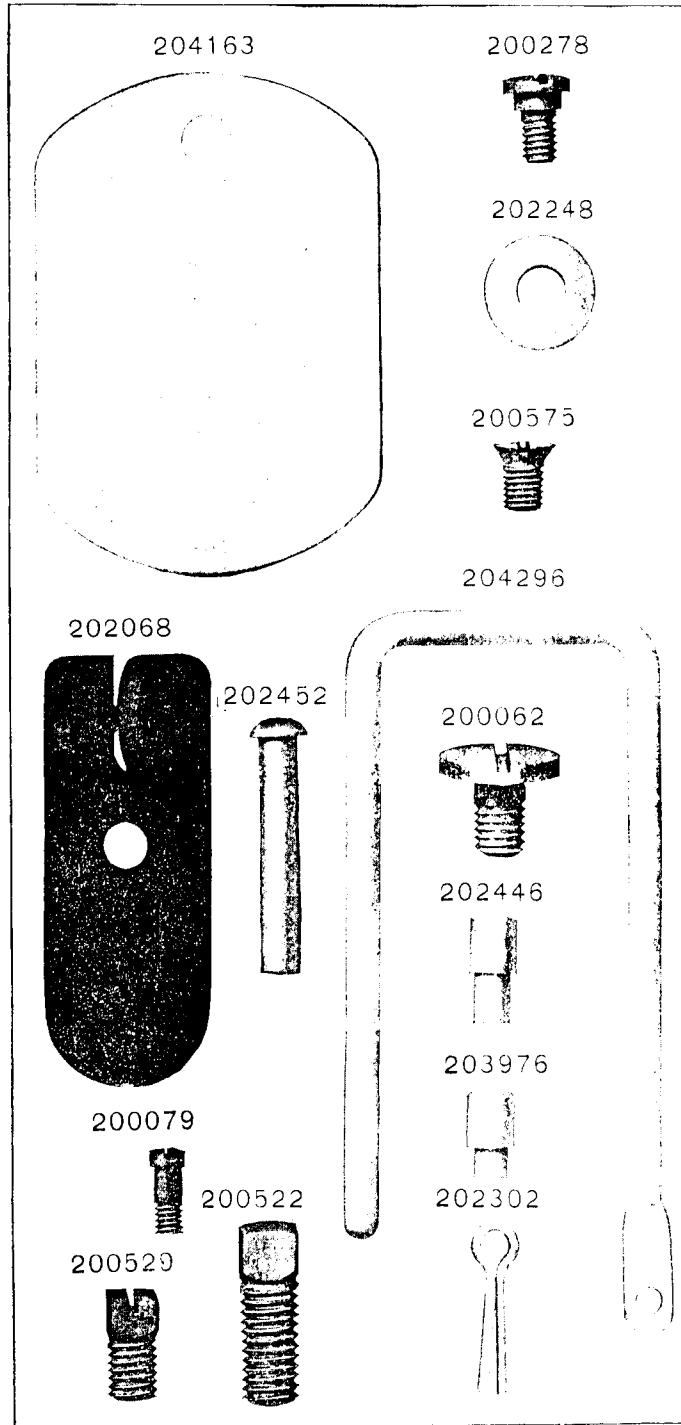


PLATE 11003—ONE-HALF SIZE

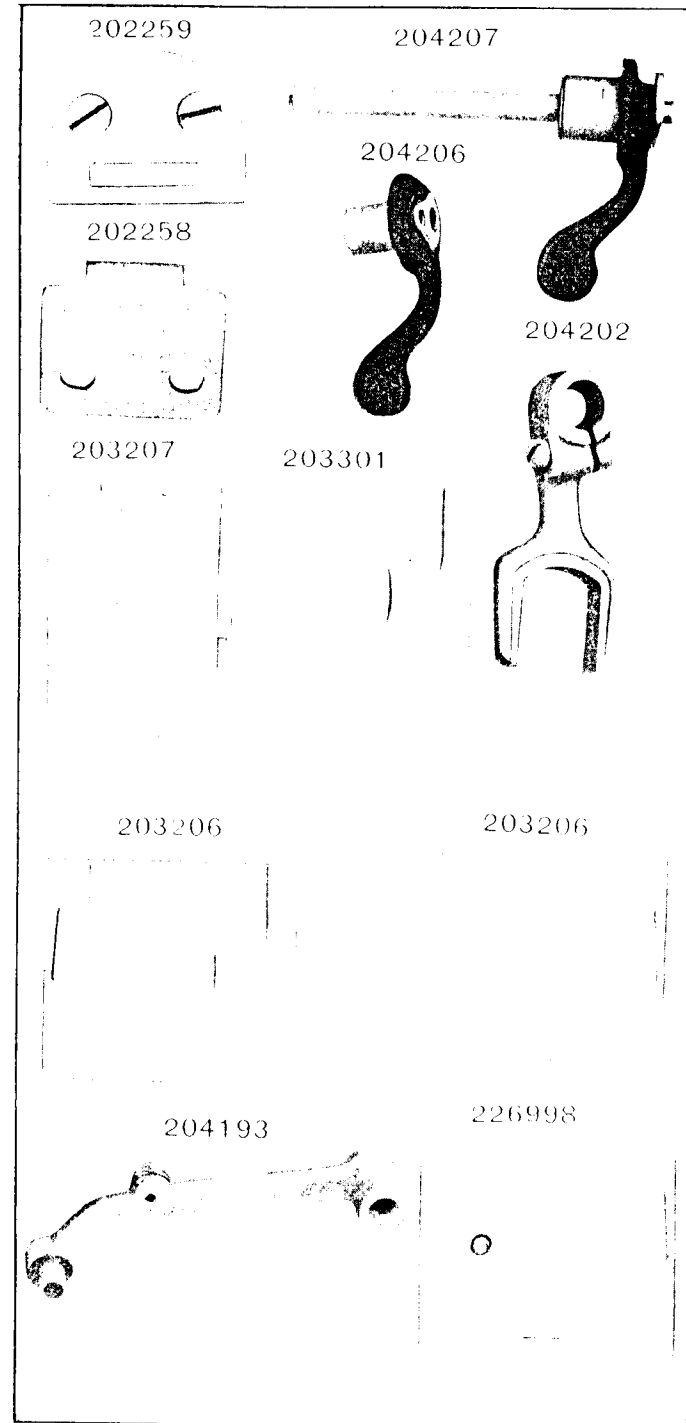


PLATE 11005-FULL SIZE

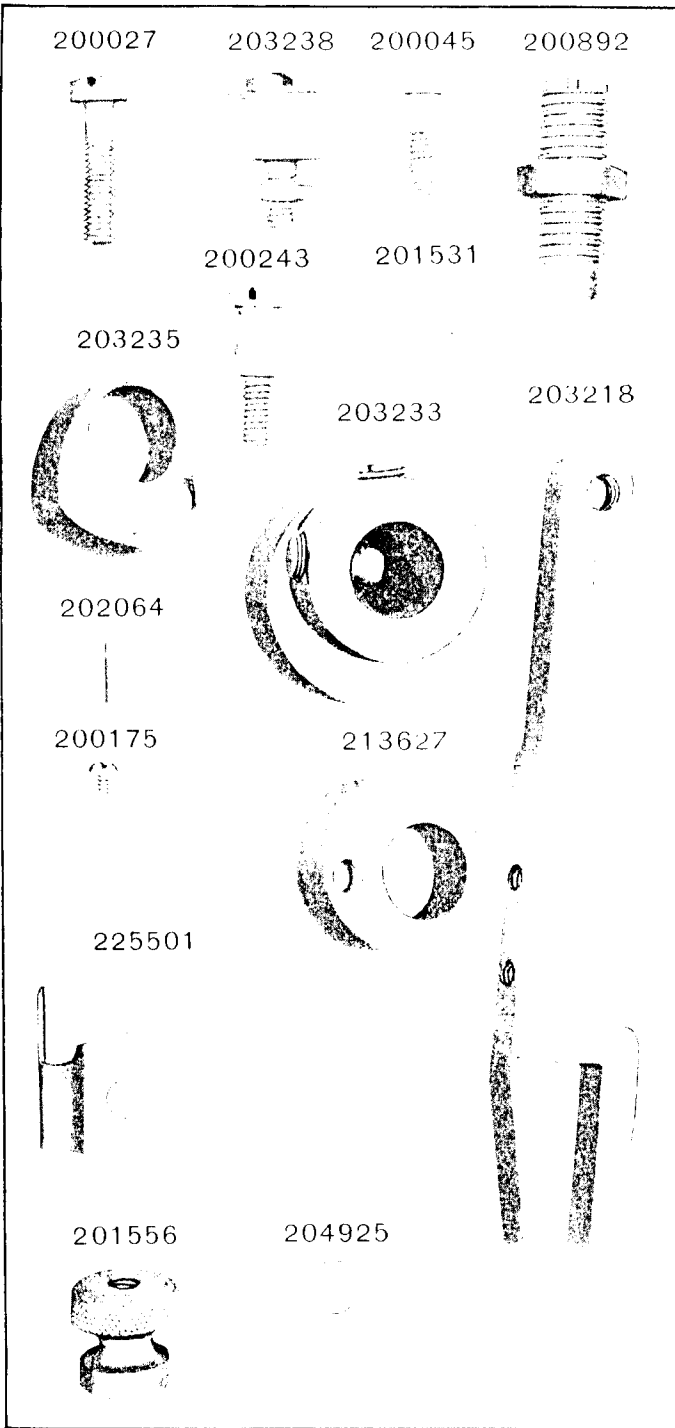


PLATE 11007-FULL SIZE

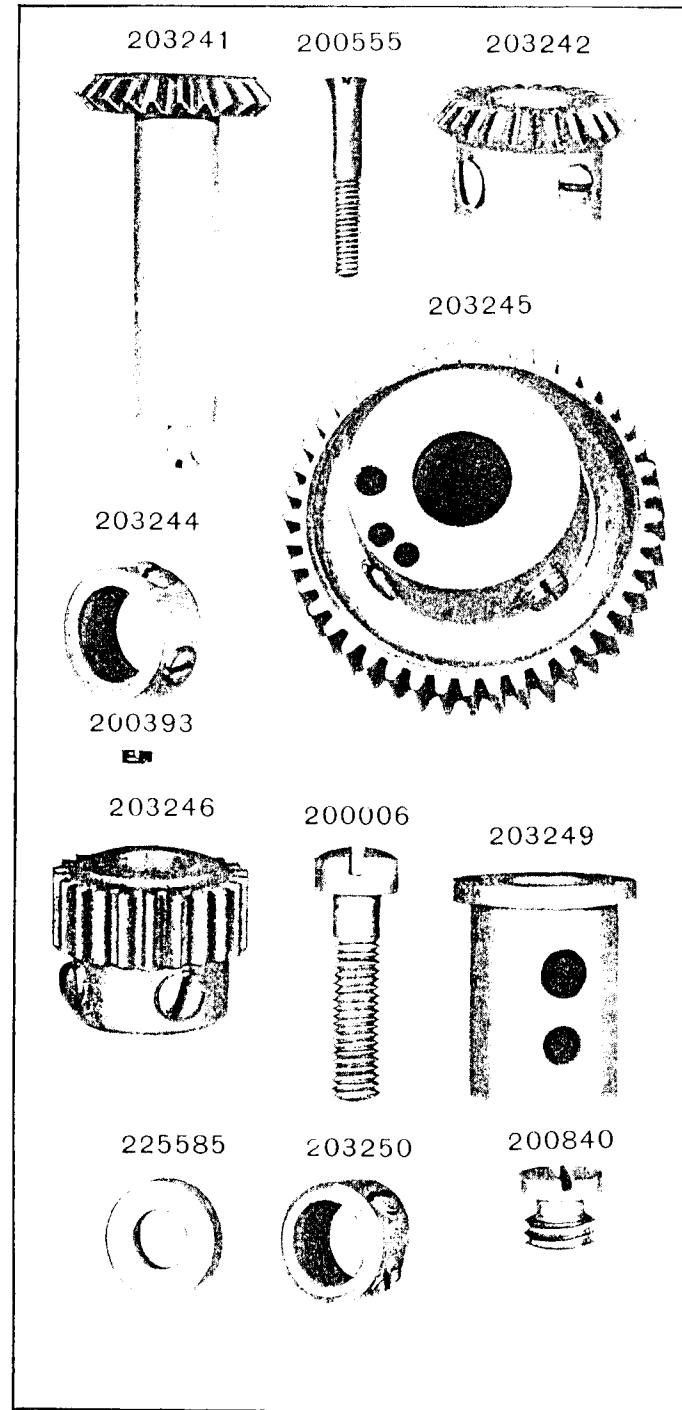


PLATE 11010-FULL SIZE

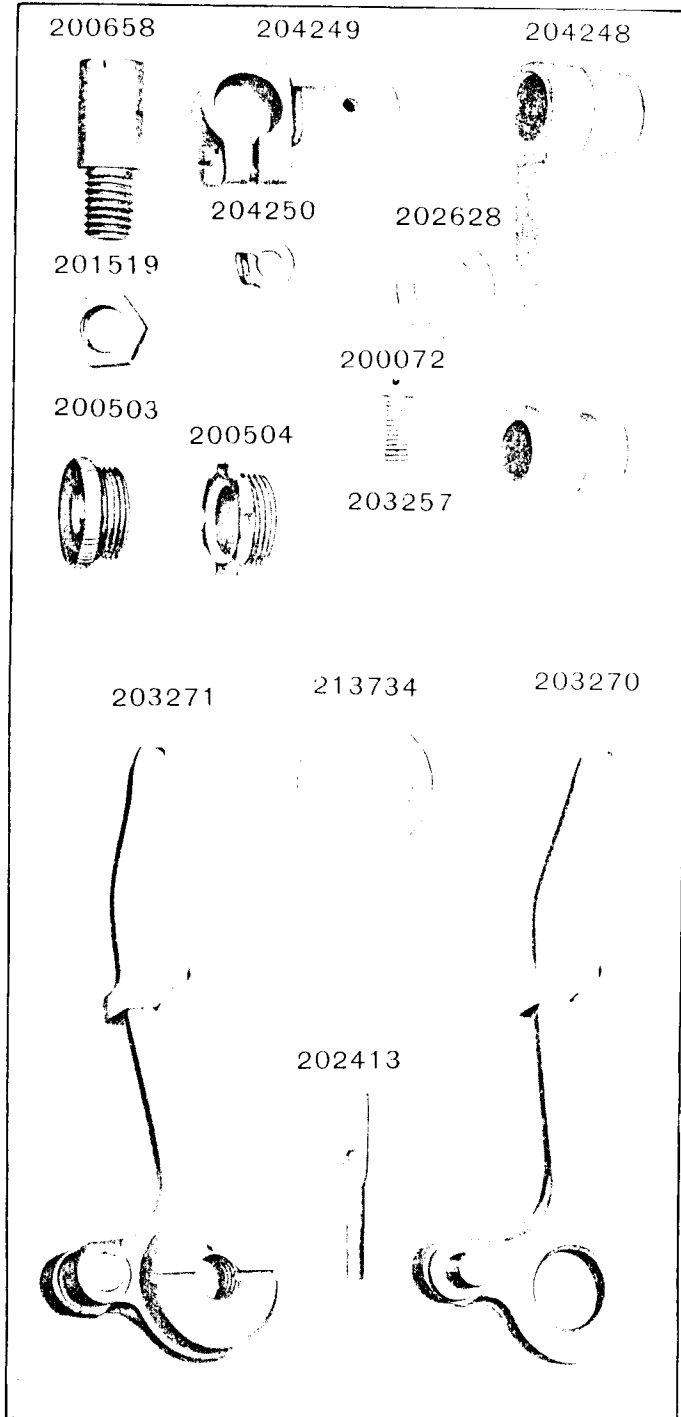


PLATE 11031-FULL SIZE

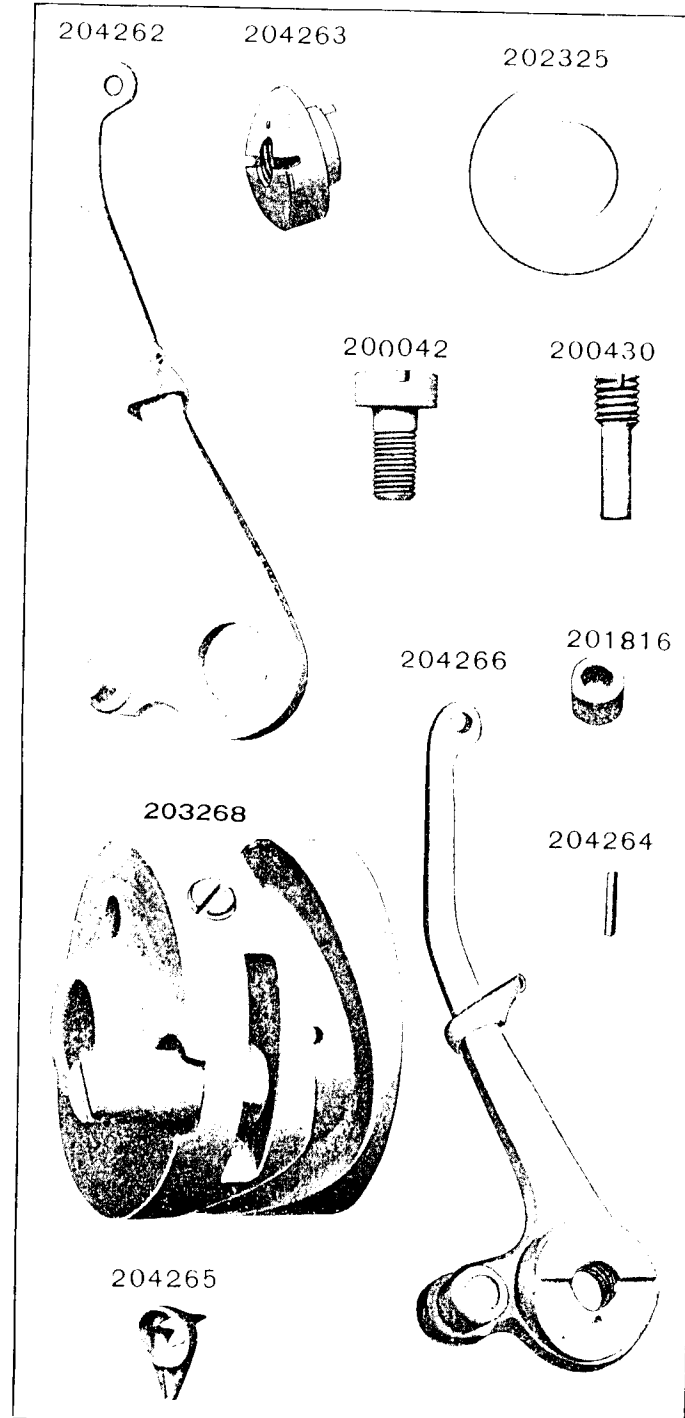


PLATE 11032-FULL SIZE

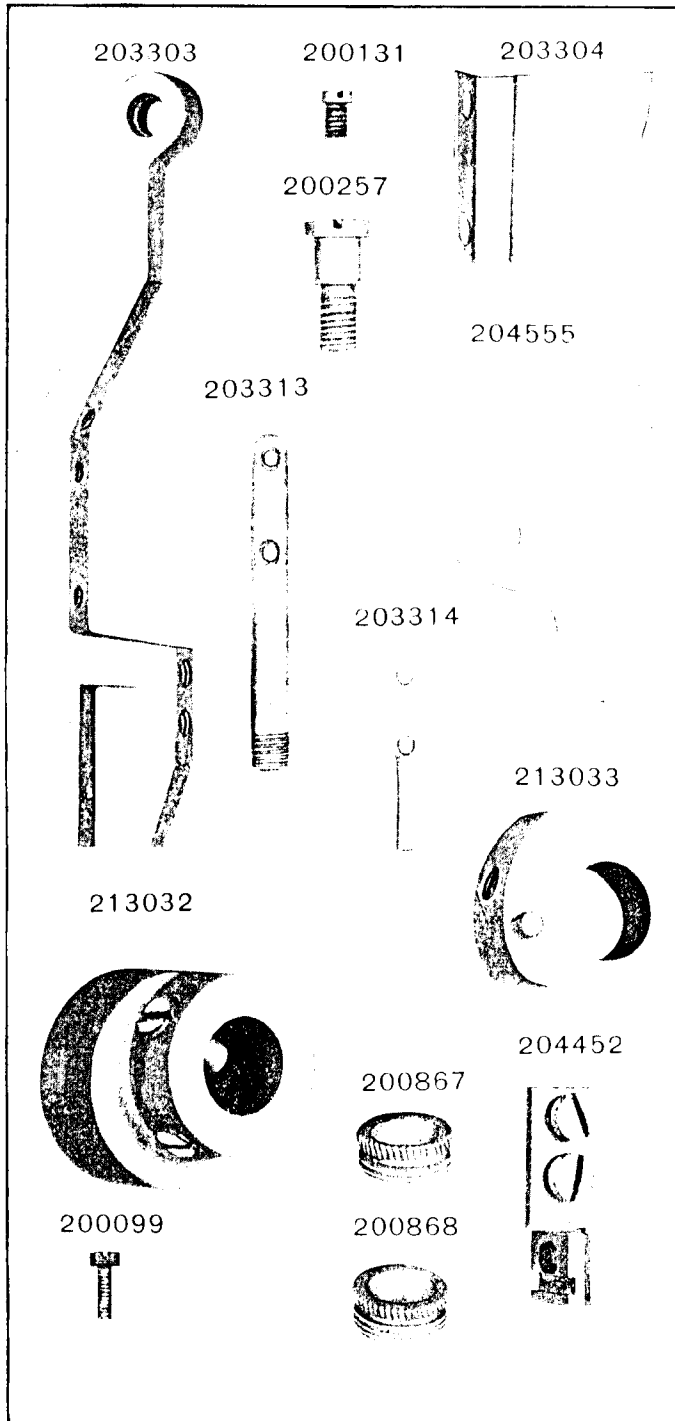


PLATE 11103-FULL SIZE




PLATE 11201—ONE-HALF SIZE

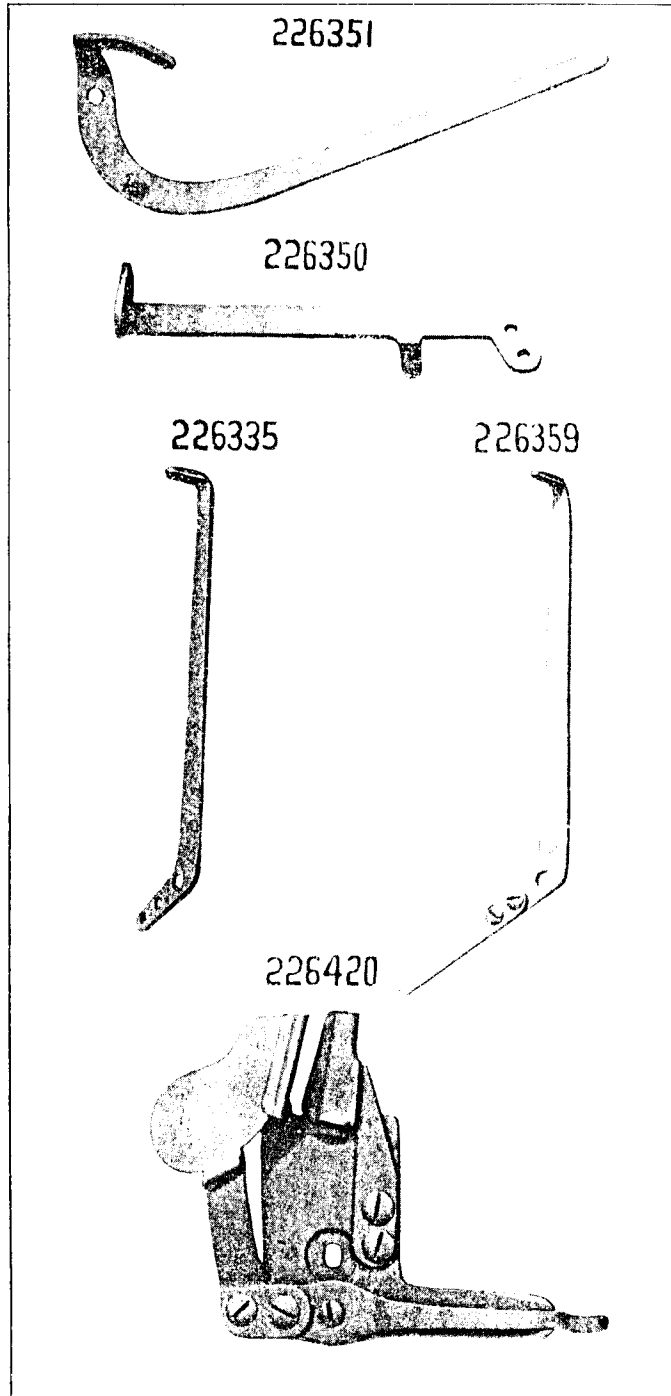
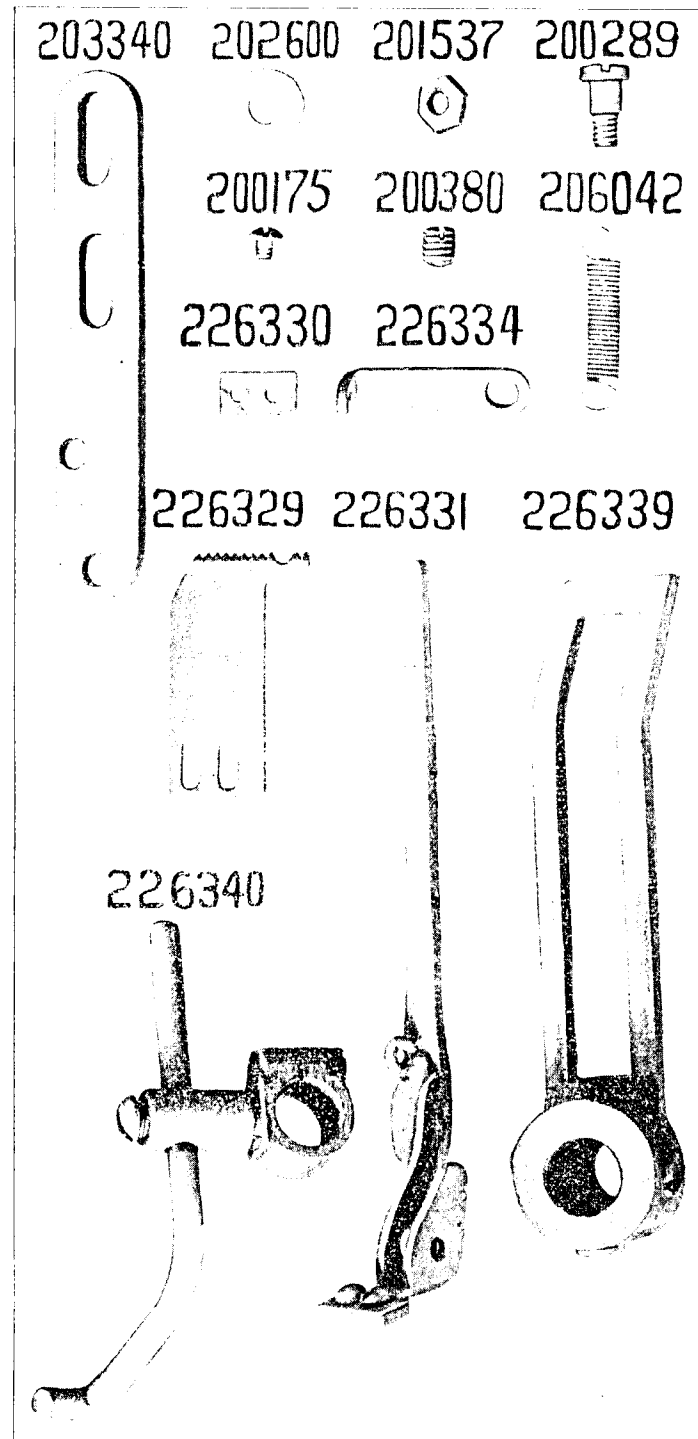
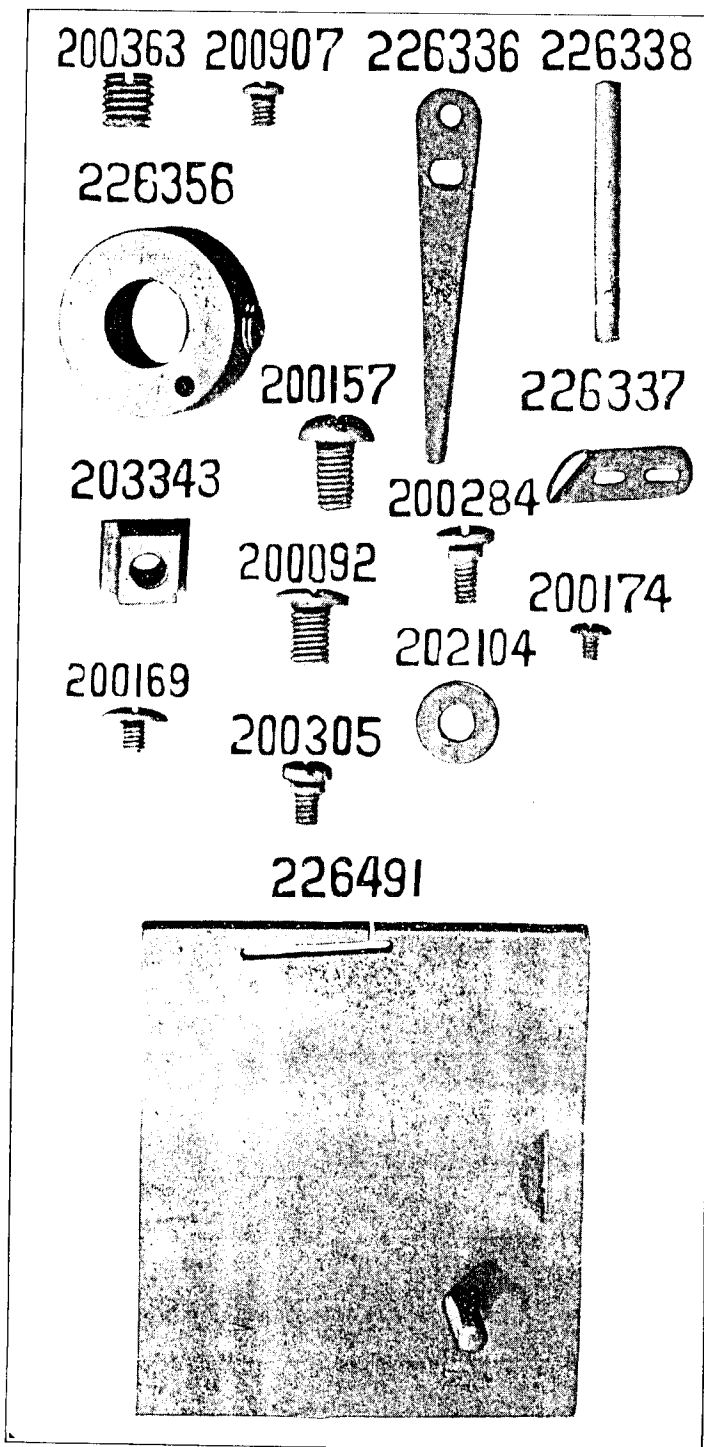
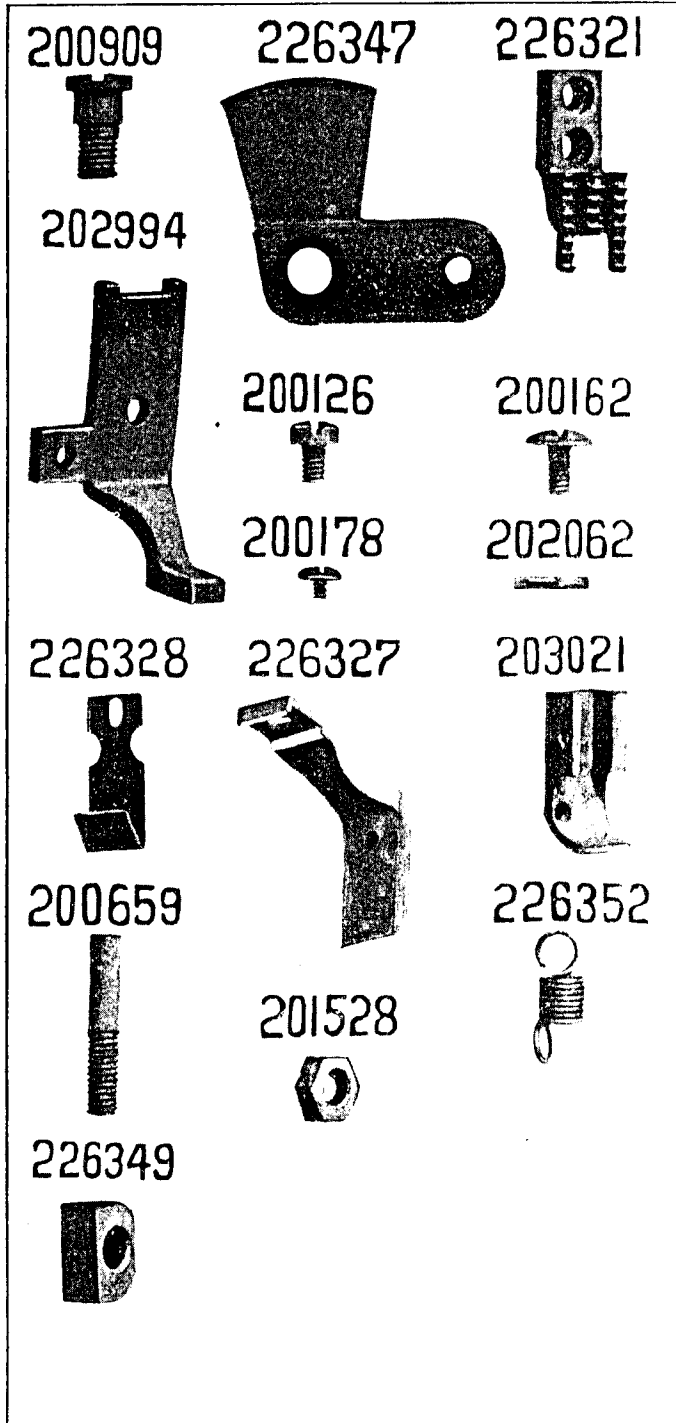


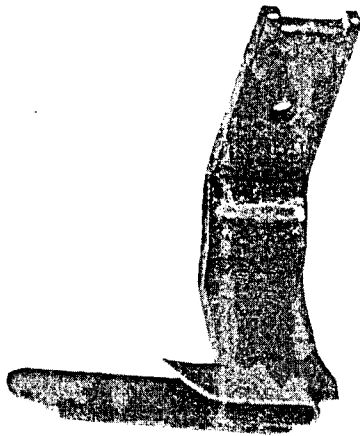
PLATE 11202—FULL SIZE









226365




226368



226361




226372



226370



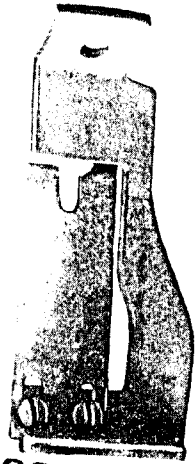
226348



226379




226385




226530




226367



226371



226364




226376



200179




226374



200164



226373



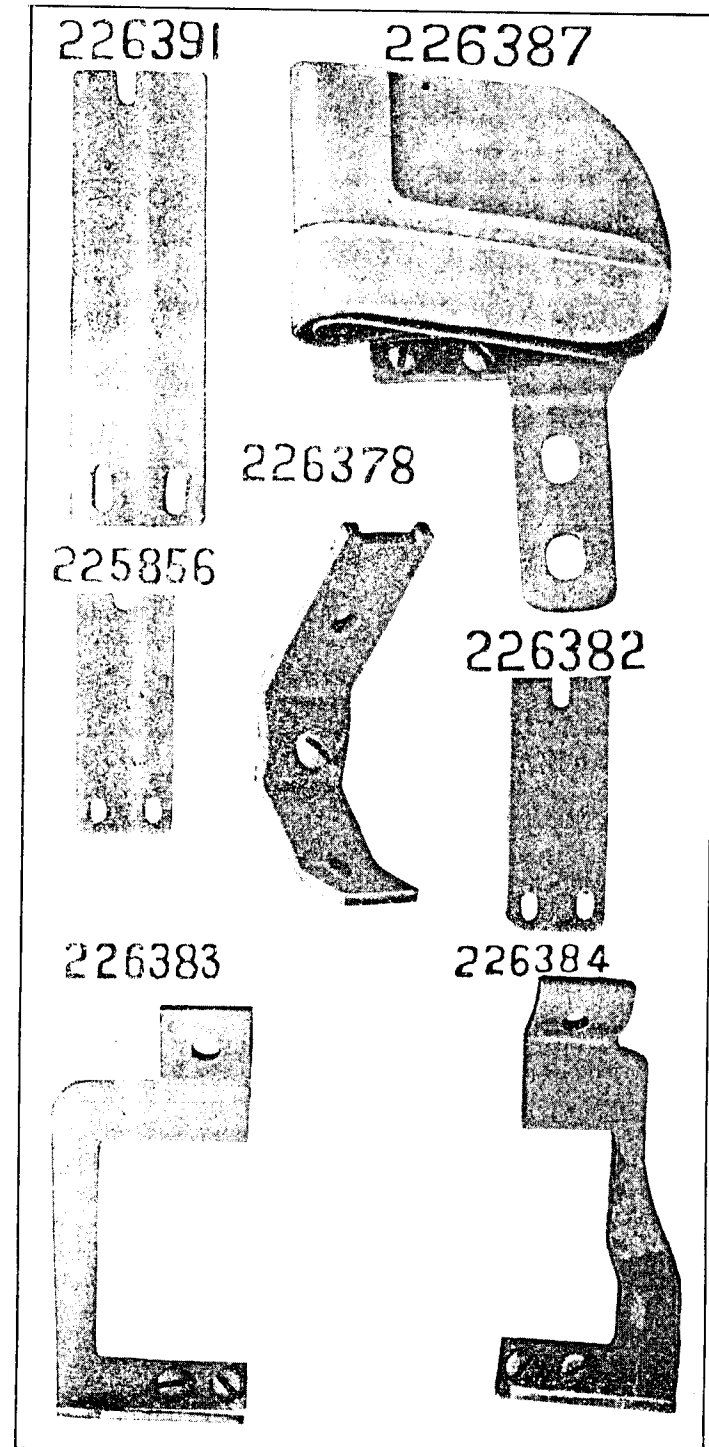
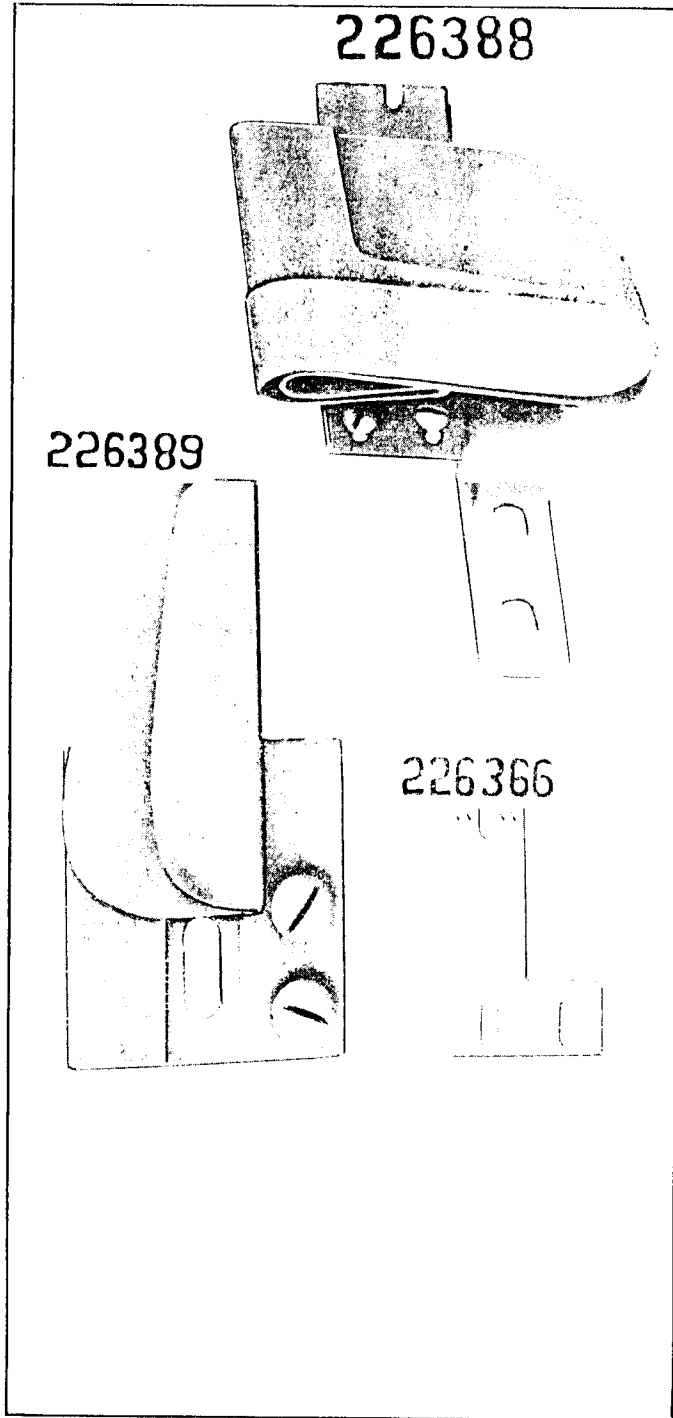


PLATE 11211—ONE-QUARTER SIZE

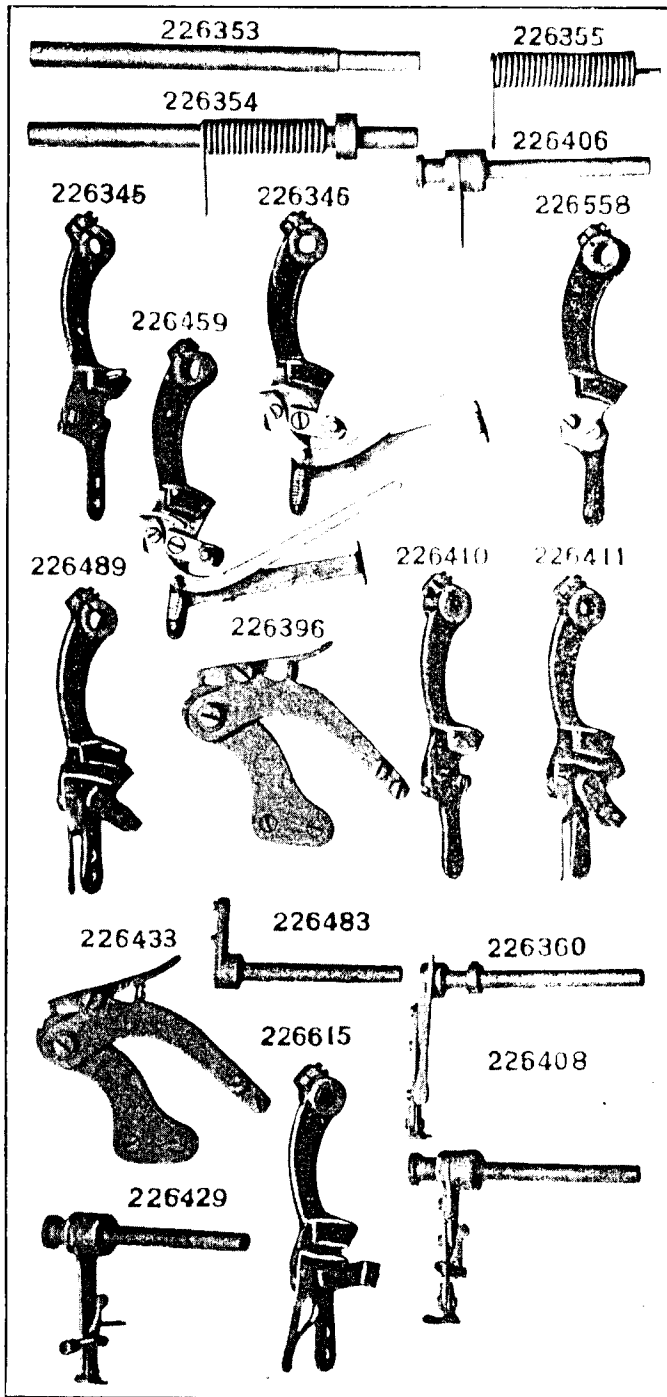


PLATE 11212—ONE-HALF SIZE

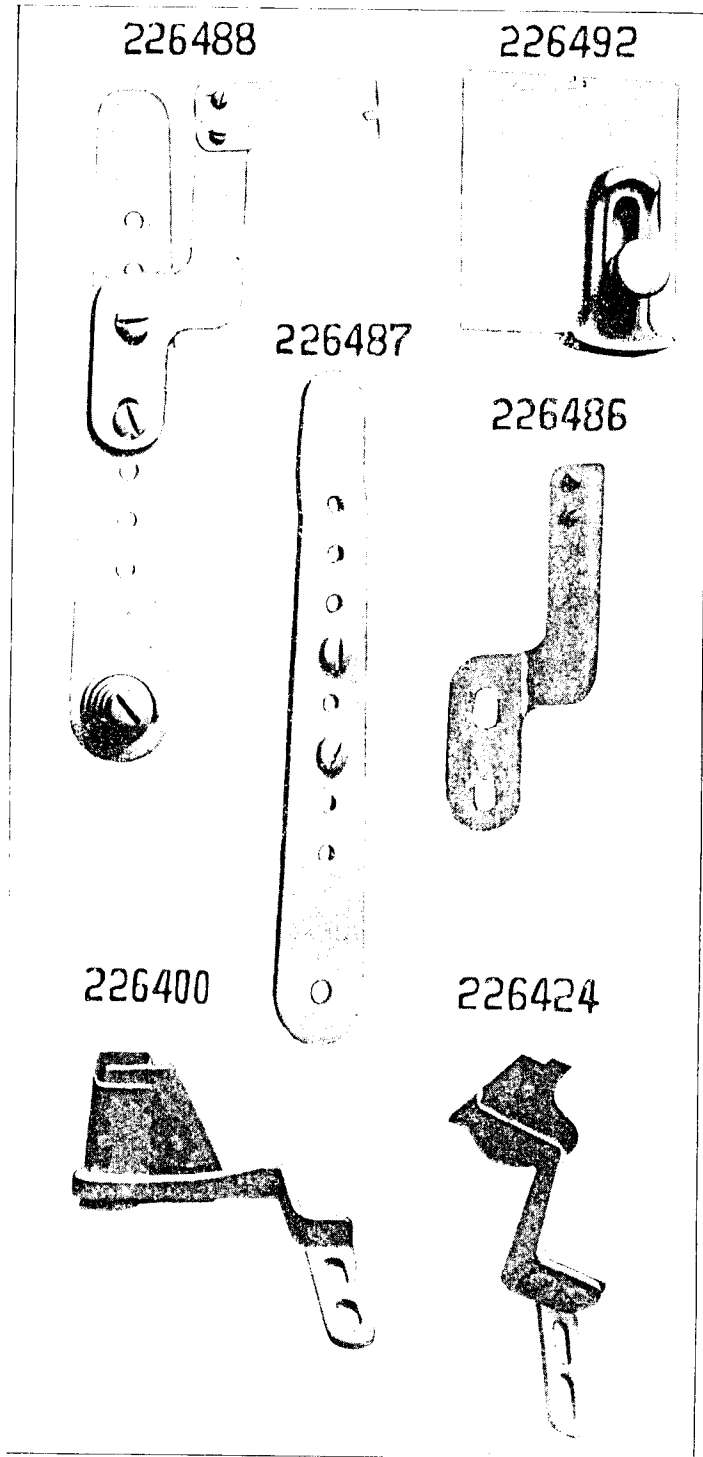
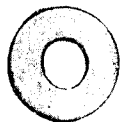



PLATE 11213-FULL SIZE

200272 228032 226398 226399



200911 226404 200187 226397



226409

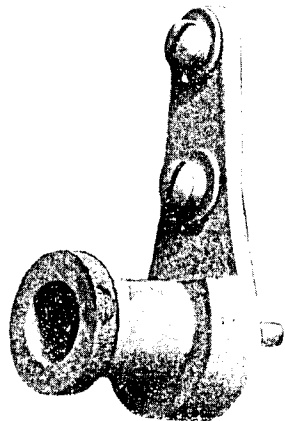
226402



202613



226405



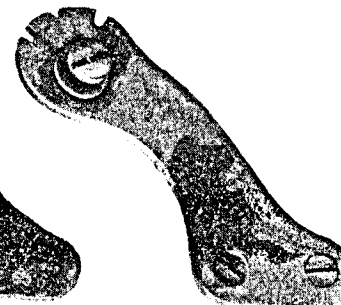
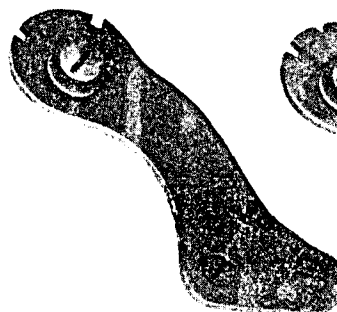
200160



PLATE 11214-ONE-HALF SIZE


226395

226432



226451

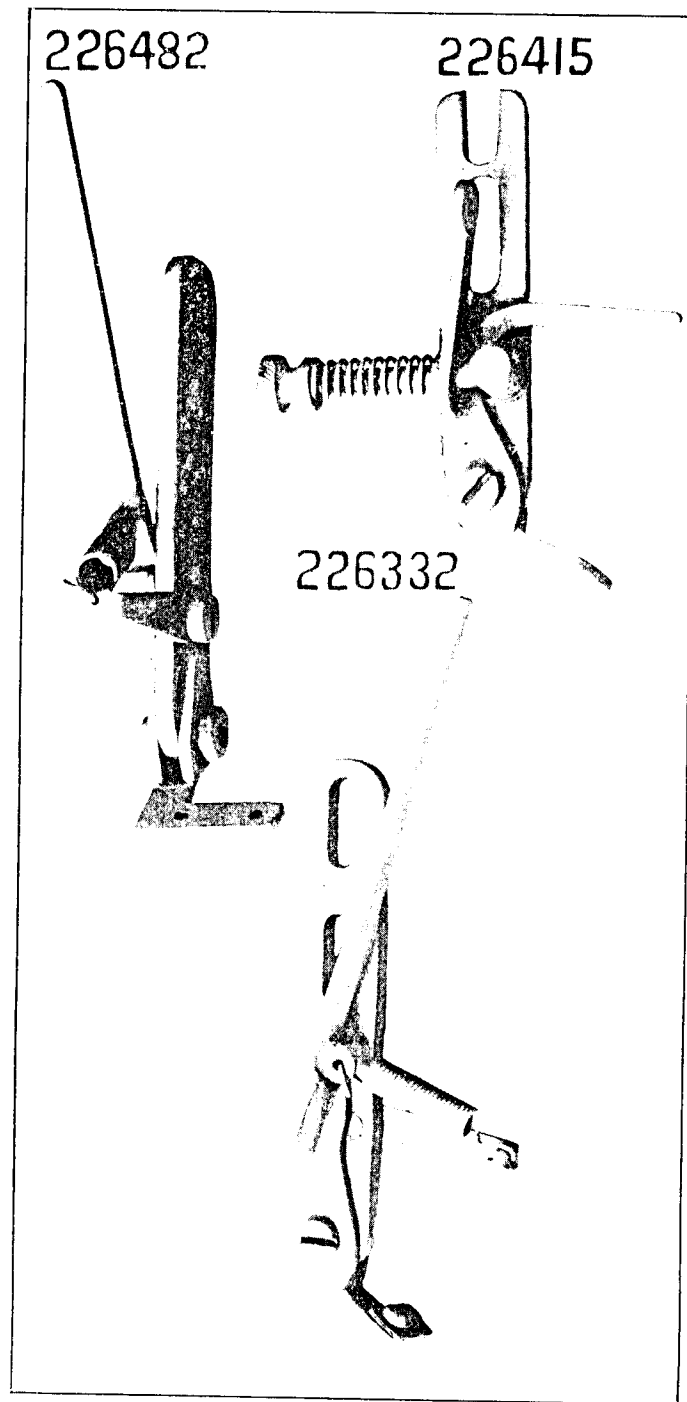
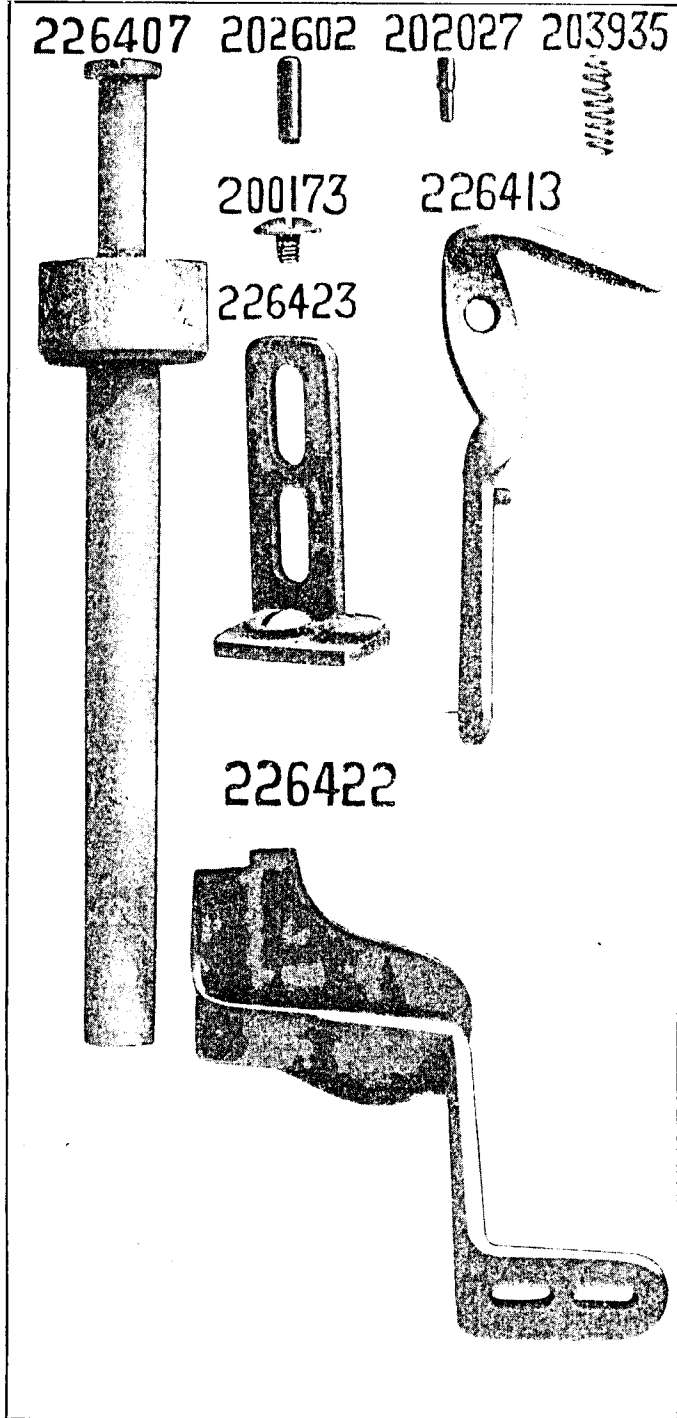
226394



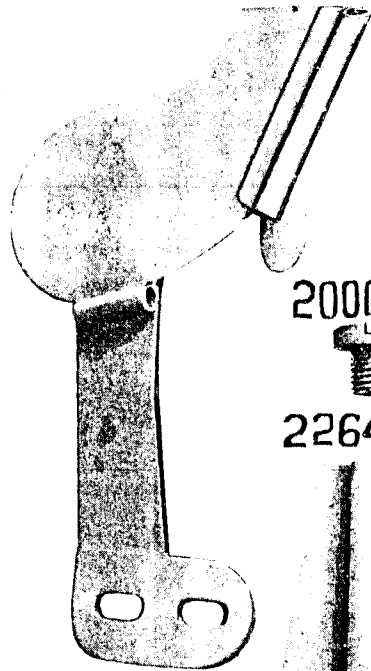
226393

226449

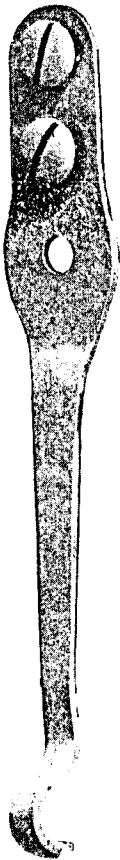




226418



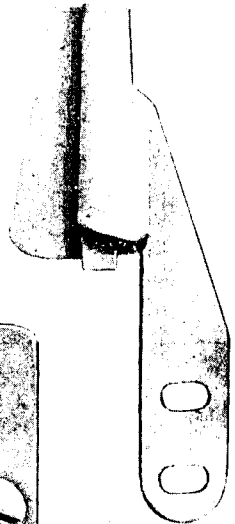
226416




200093



226421




226419




202837




202924



226427



226437




226438



226426



226426



226434

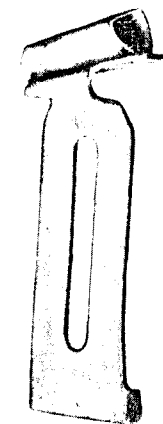


PLATE 11219-FULL SIZE

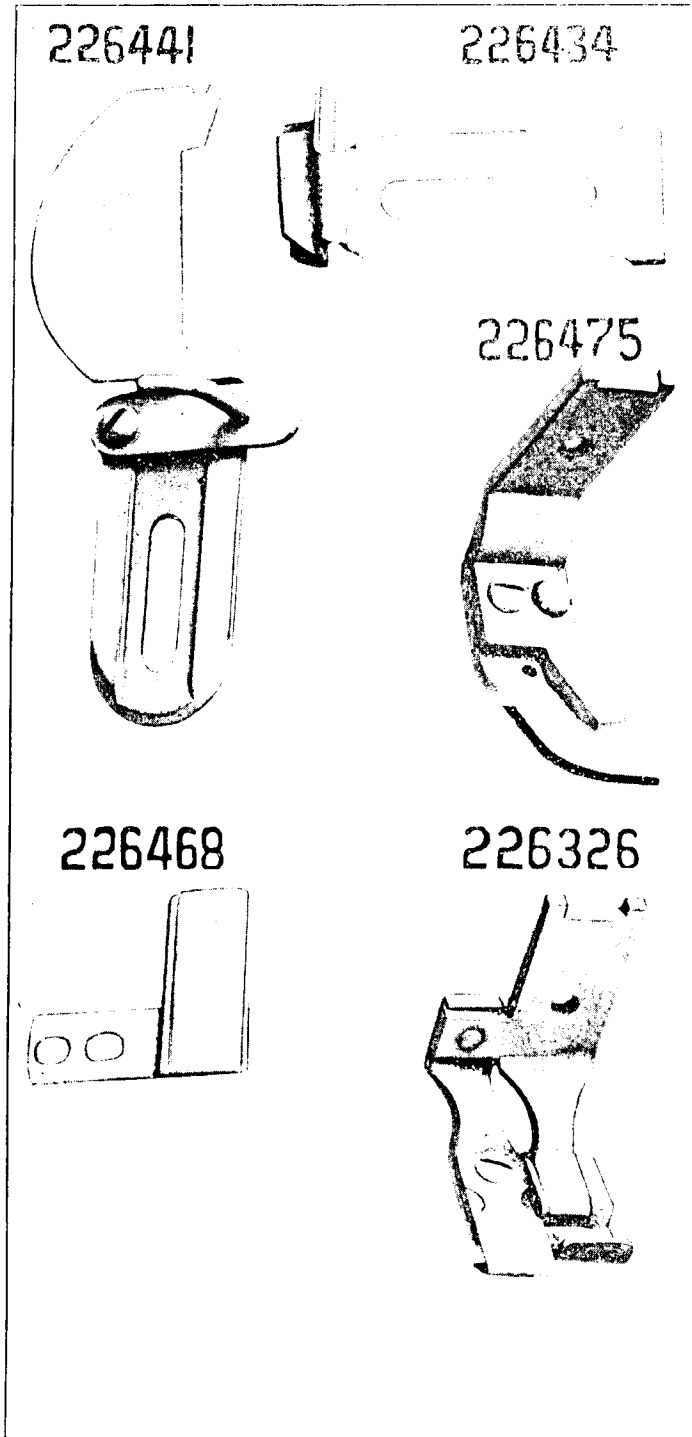


PLATE 11220-FULL SIZE






PLATE 11221—FULL SIZE

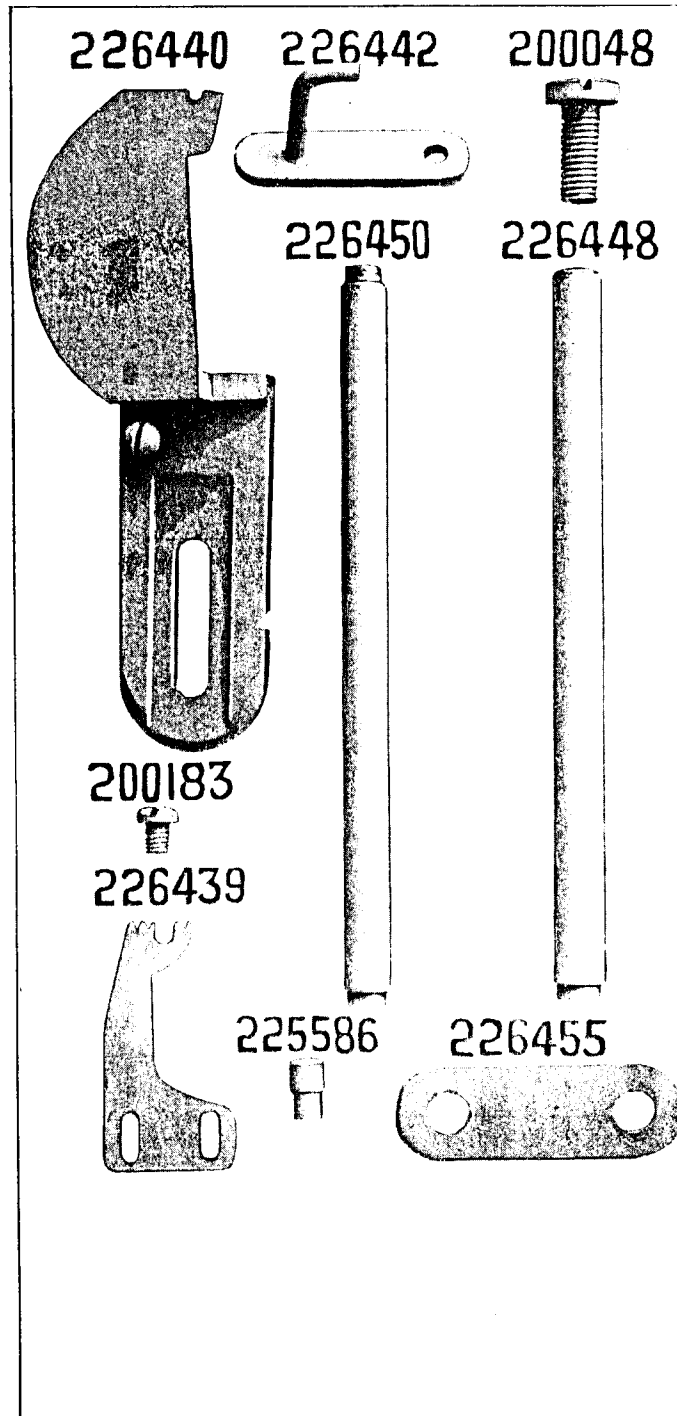


PLATE 11222—ONE-FOURTH SIZE

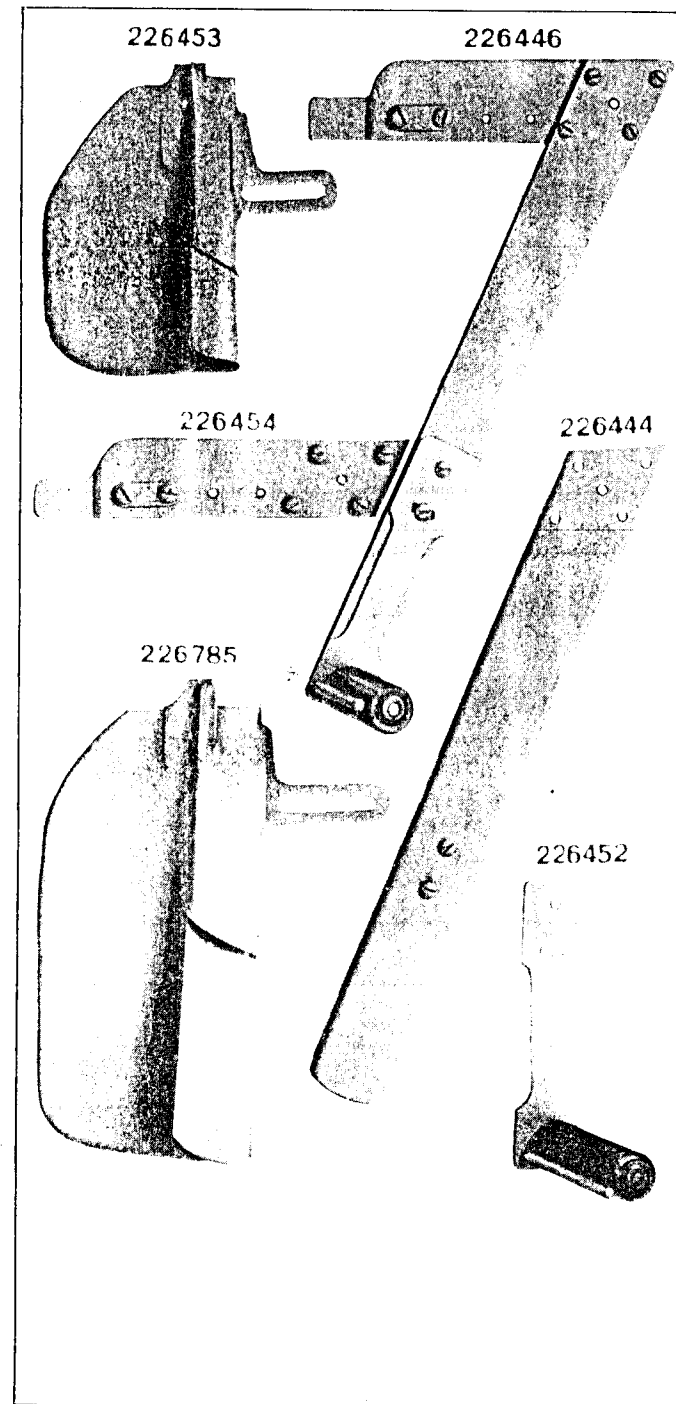


PLATE 11223-FULL SIZE

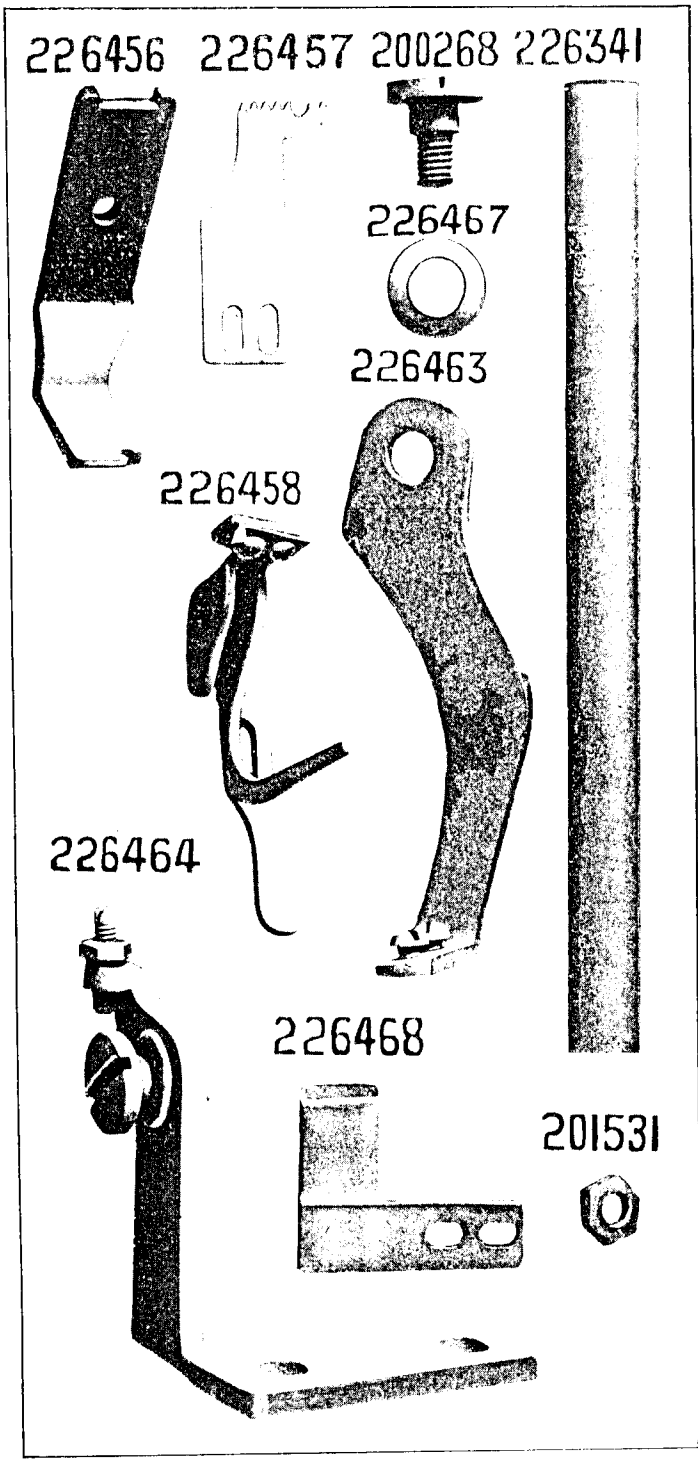
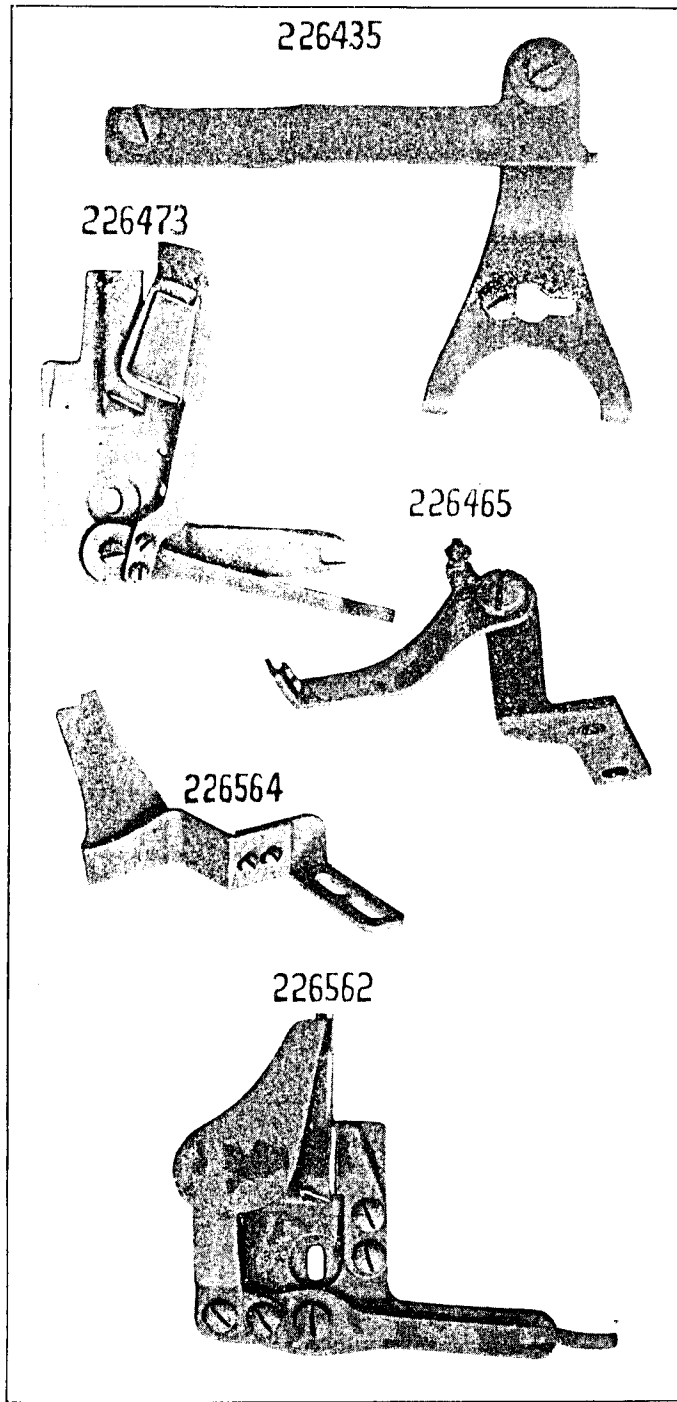


PLATE 11224-ONE-HALF SIZE



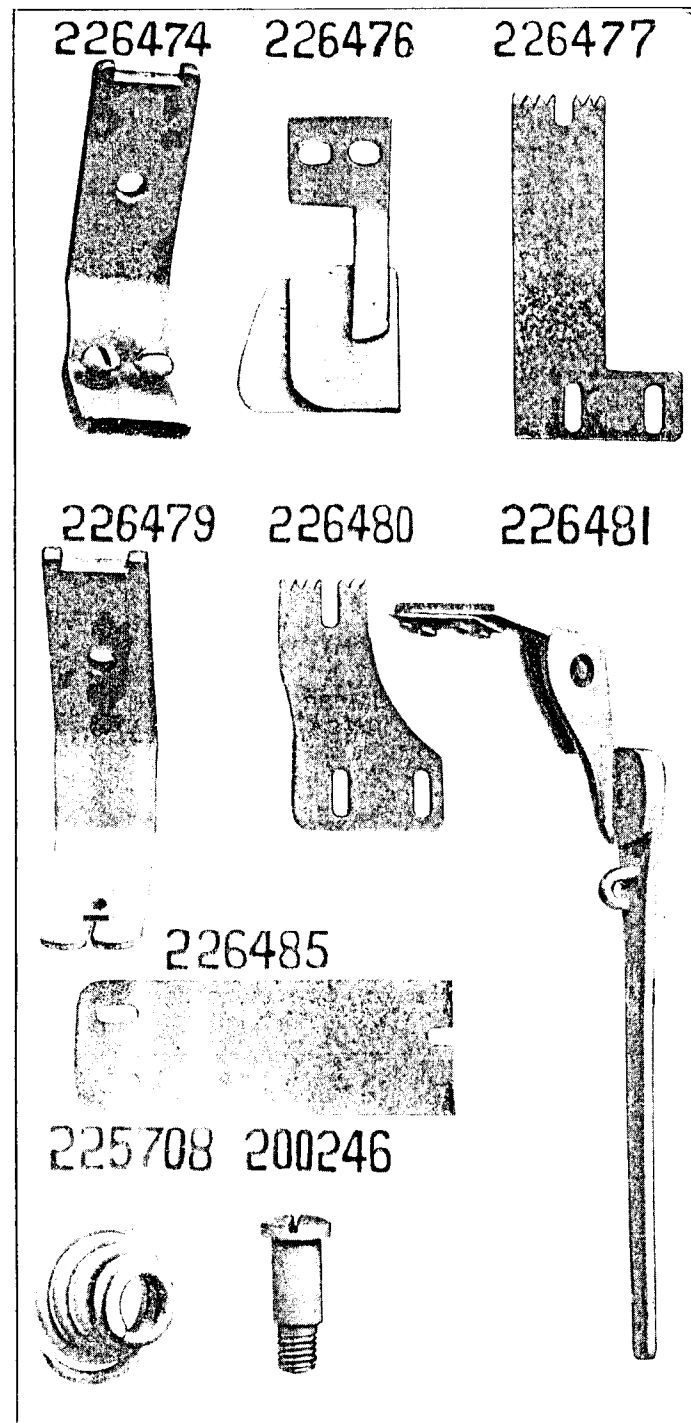
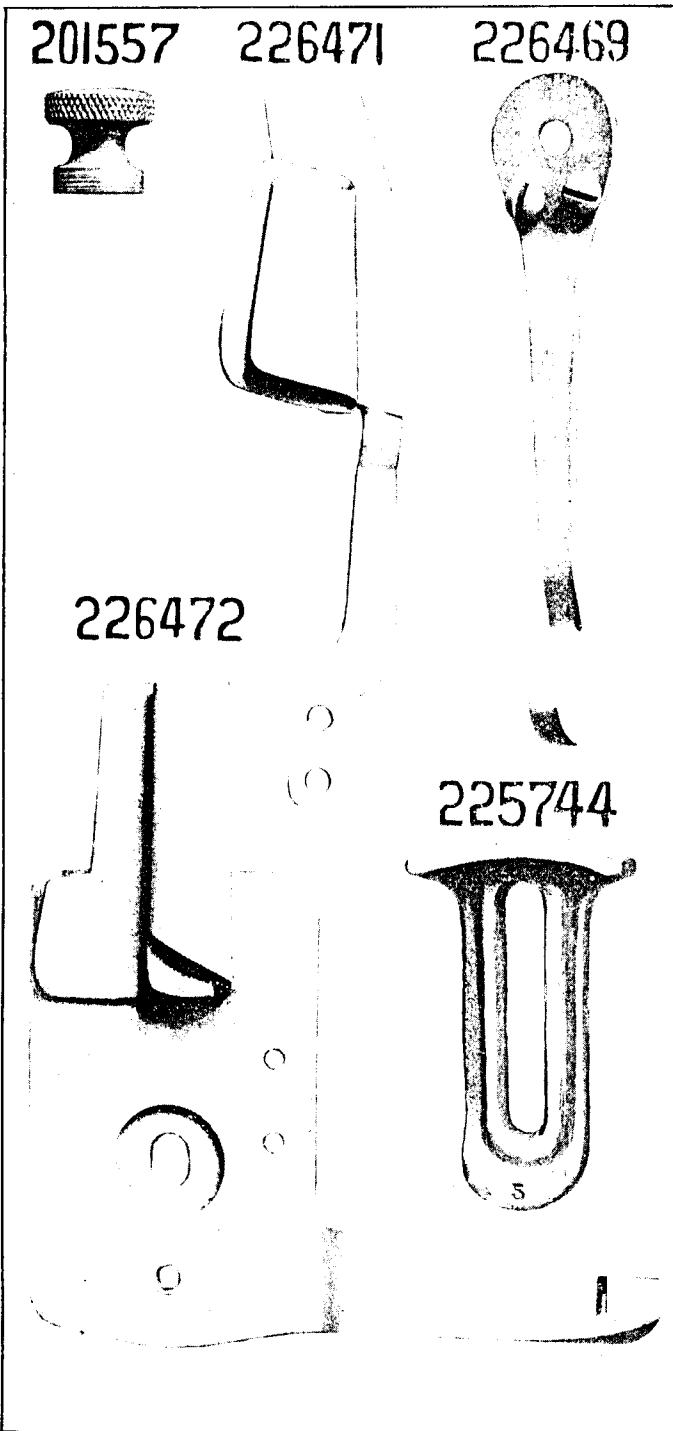
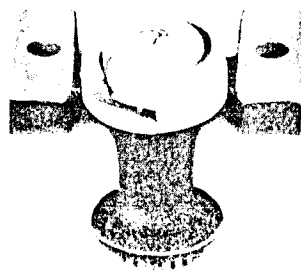


PLATE 11227—ONE-HALF SIZE


203254



203253



203252



203240



203253

№ 2 OUTFIT

203208



203209



203210



203241



11227

213192




PLATE 11228—FULL SIZE

203208



203214



203209



203215

203217



203216



203210



203254

200600

203251

200593

200616

200594

203240



203290

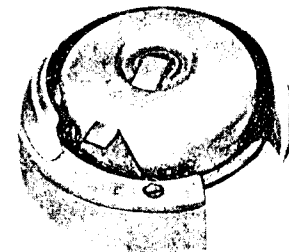
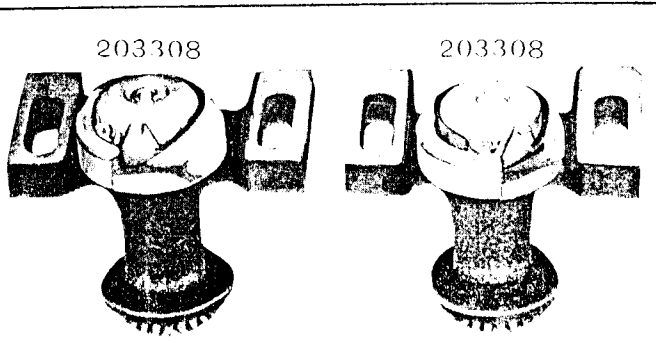
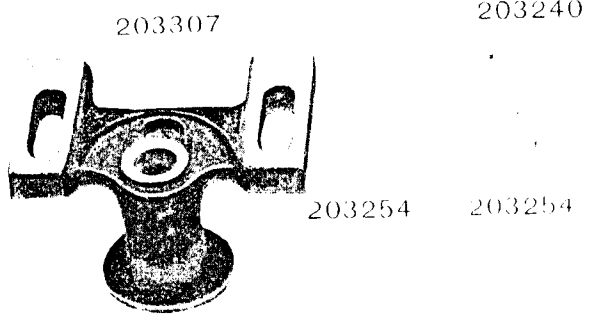


PLATE 11229-ONE-HALF SIZE



203462

№ 2 OUTFIT



203208 203209 203210 203241

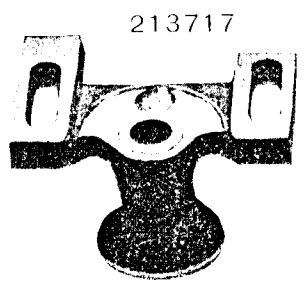
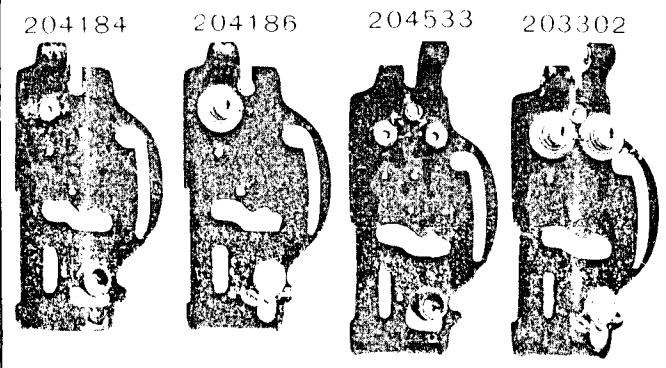
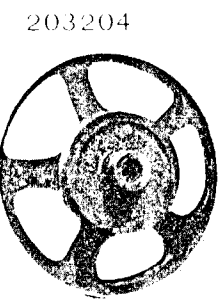


PLATE 11301-ONE FOURTH SIZE

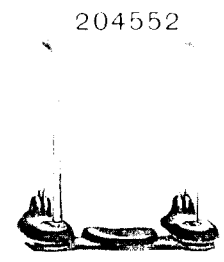


203327 203247 204294



204804

203329



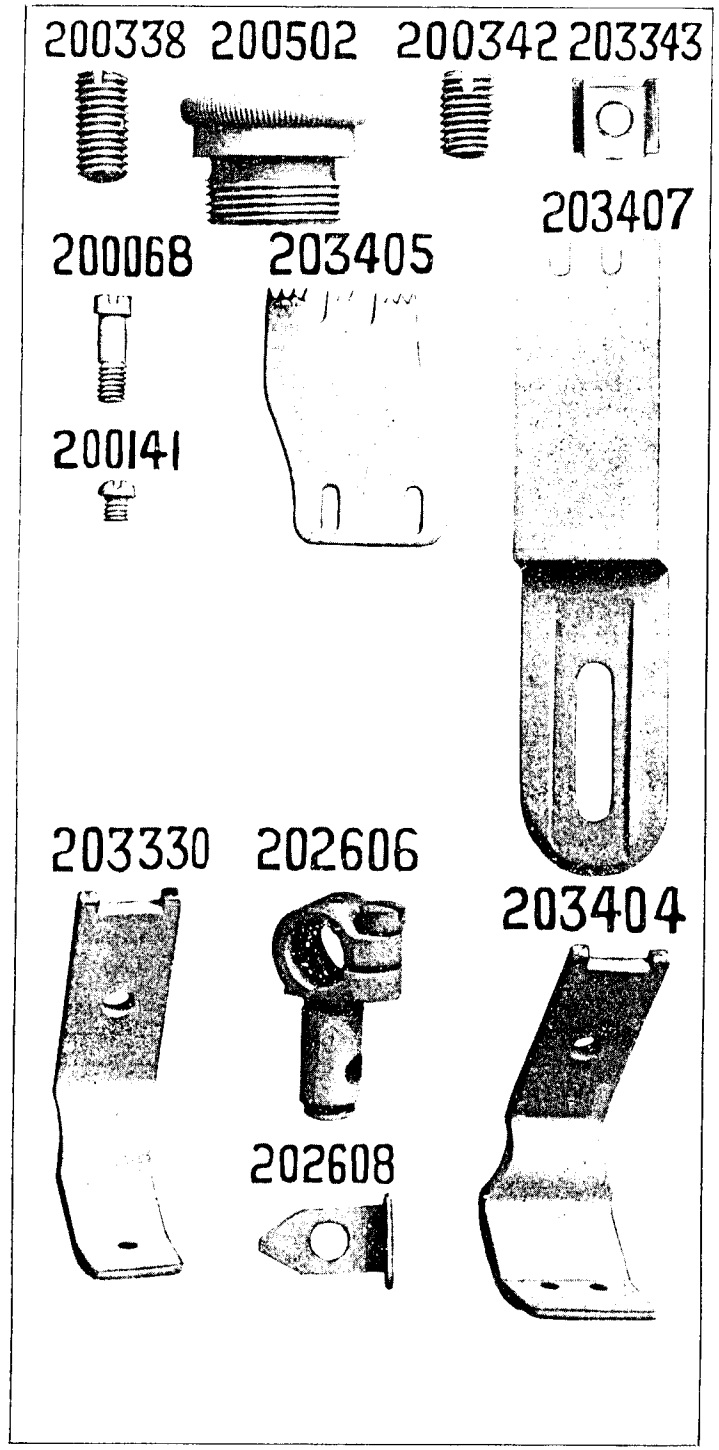


PLATE 11304—ONE FOURTH SIZE

204827 203403 204251 203306 203243

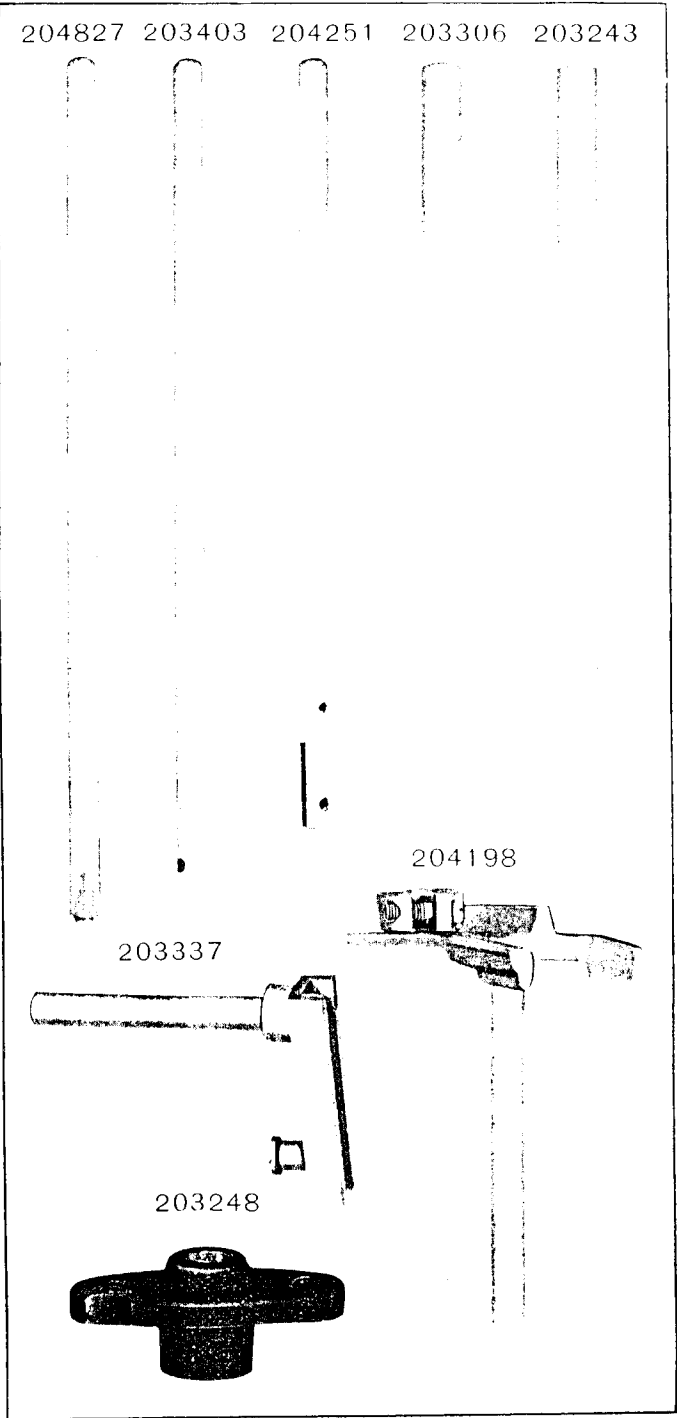


PLATE 11305—FULL SIZE

203331 202610 200582 200101

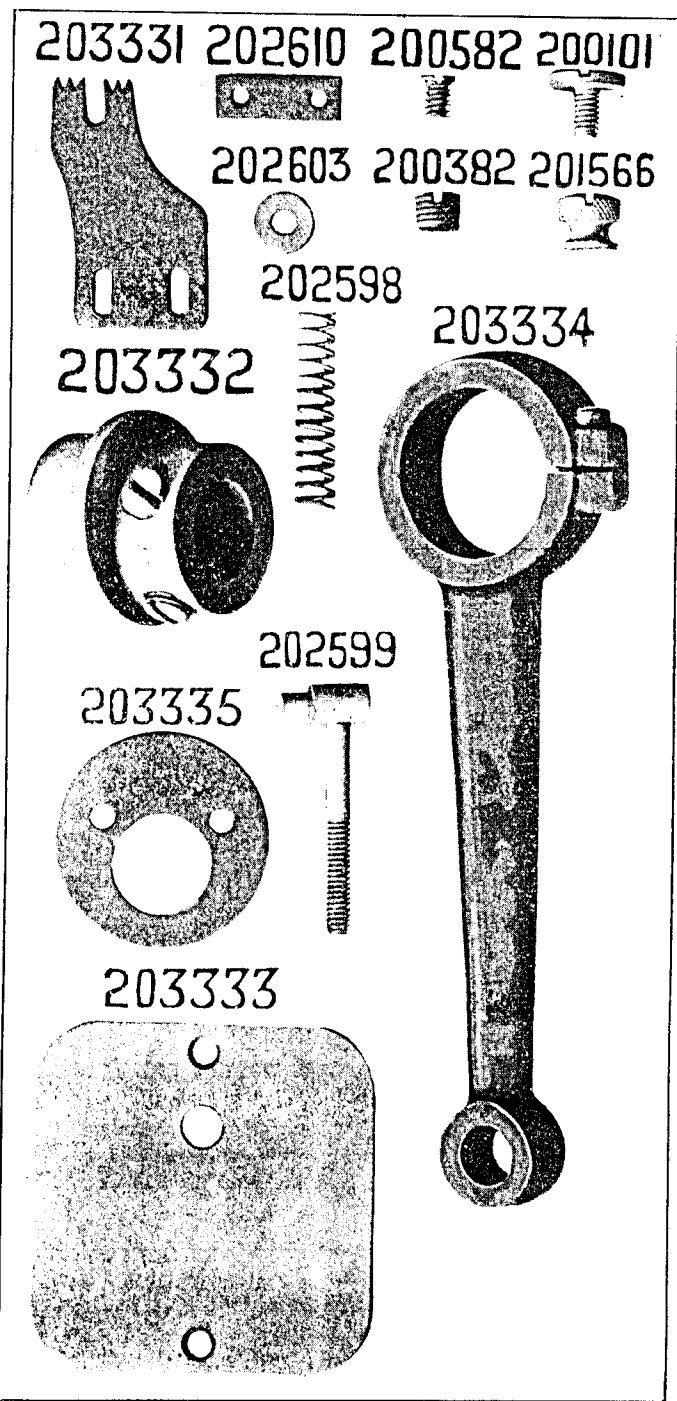


PLATE 11306—FULL SIZE

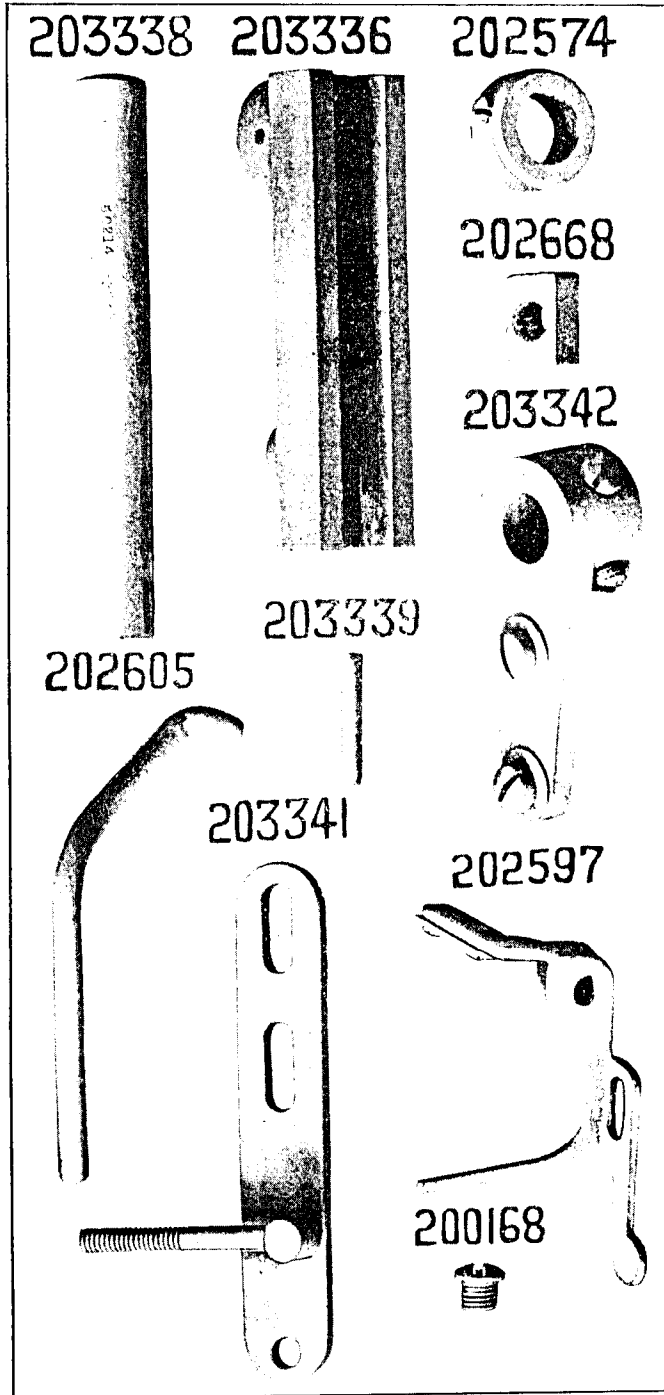
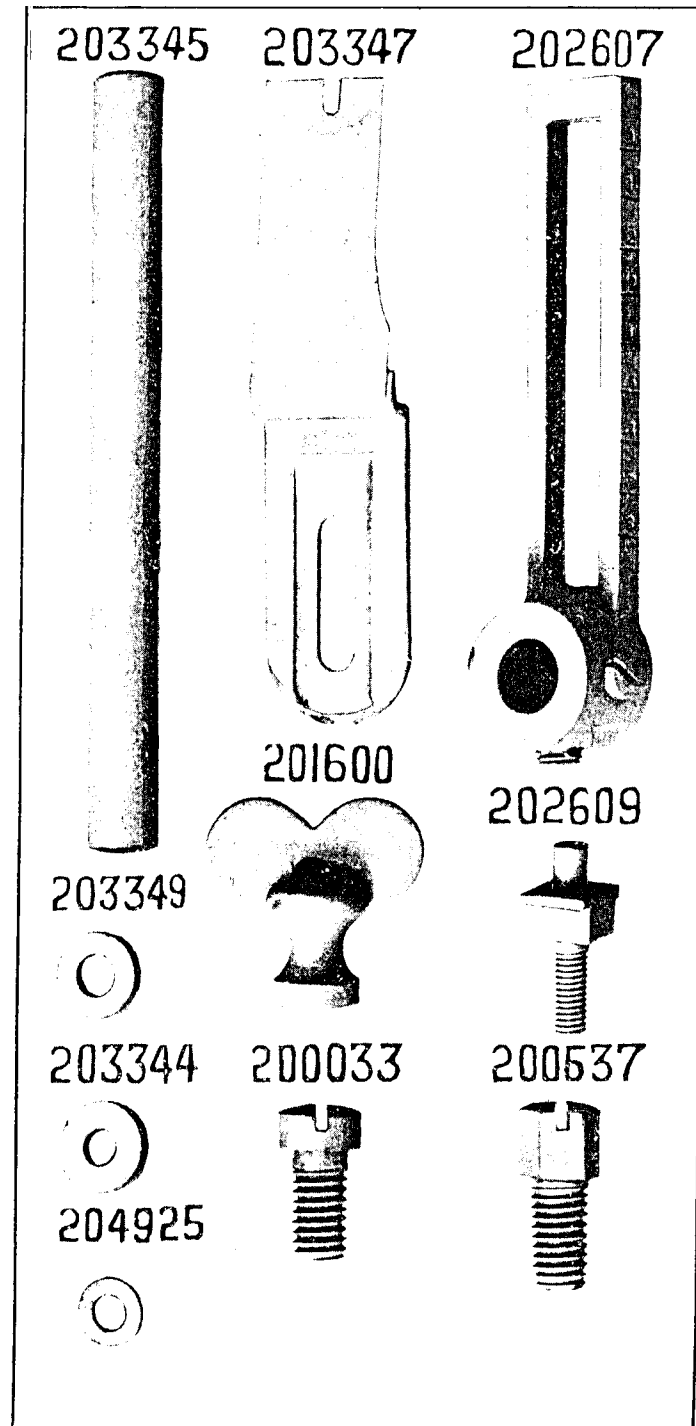



PLATE 11307—FULL SIZE





211001



211002



211007




211006




211003



211005




211001



211004




211019



211019



211020



211022



211021



211045

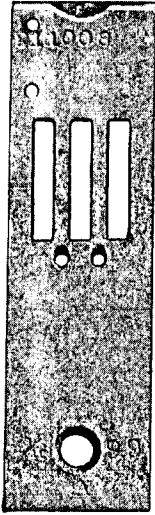


211044




PLATE 11355-FULL SIZE


211008



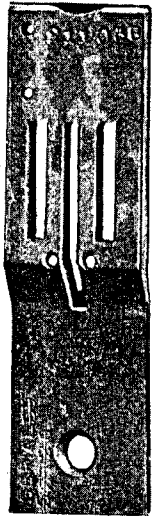
211008



211009




211036  
211037



211010



211038



211009


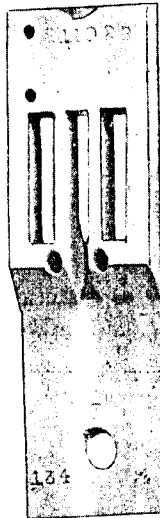



PLATE 11356-FULL SIZE


211028  
211029



211030




211025  
211026




211044



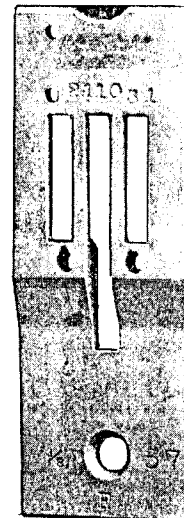
211012  
211013



211027



211031  
211032



211014






PLATE 11357-FULL SIZE


211033  
211034



211035



211017



211015  
211016


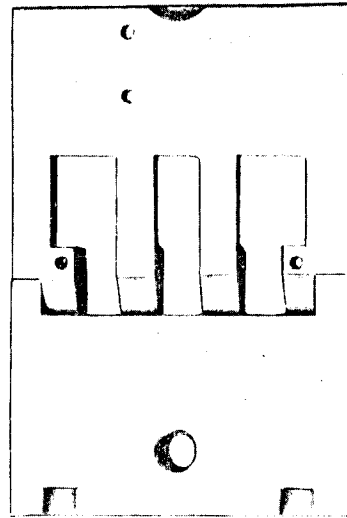
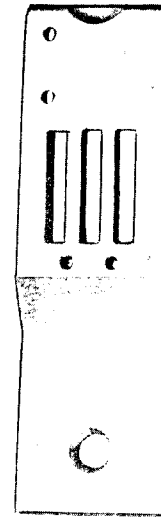


PLATE 11358-FULL SIZE

211039  
211040



211011



211041

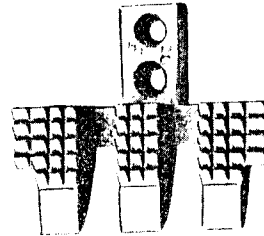


PLATE 11500-FULL SIZE

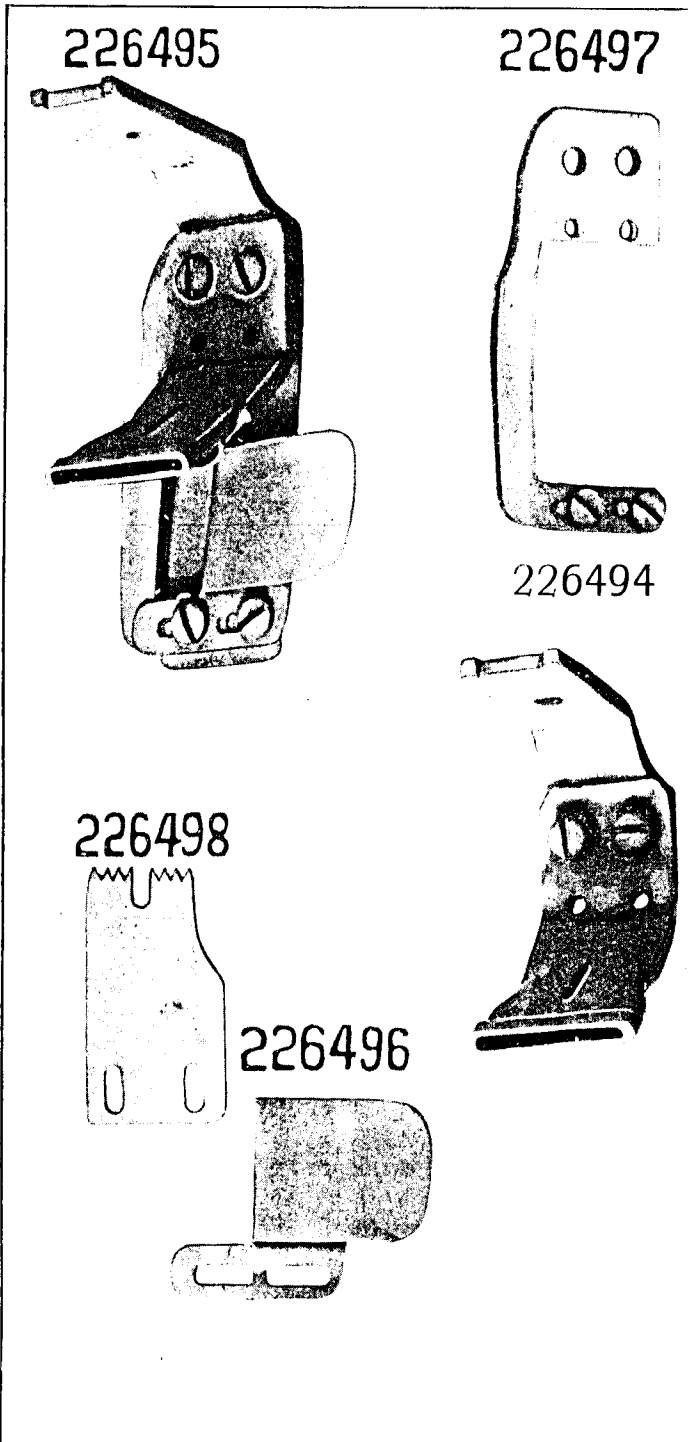
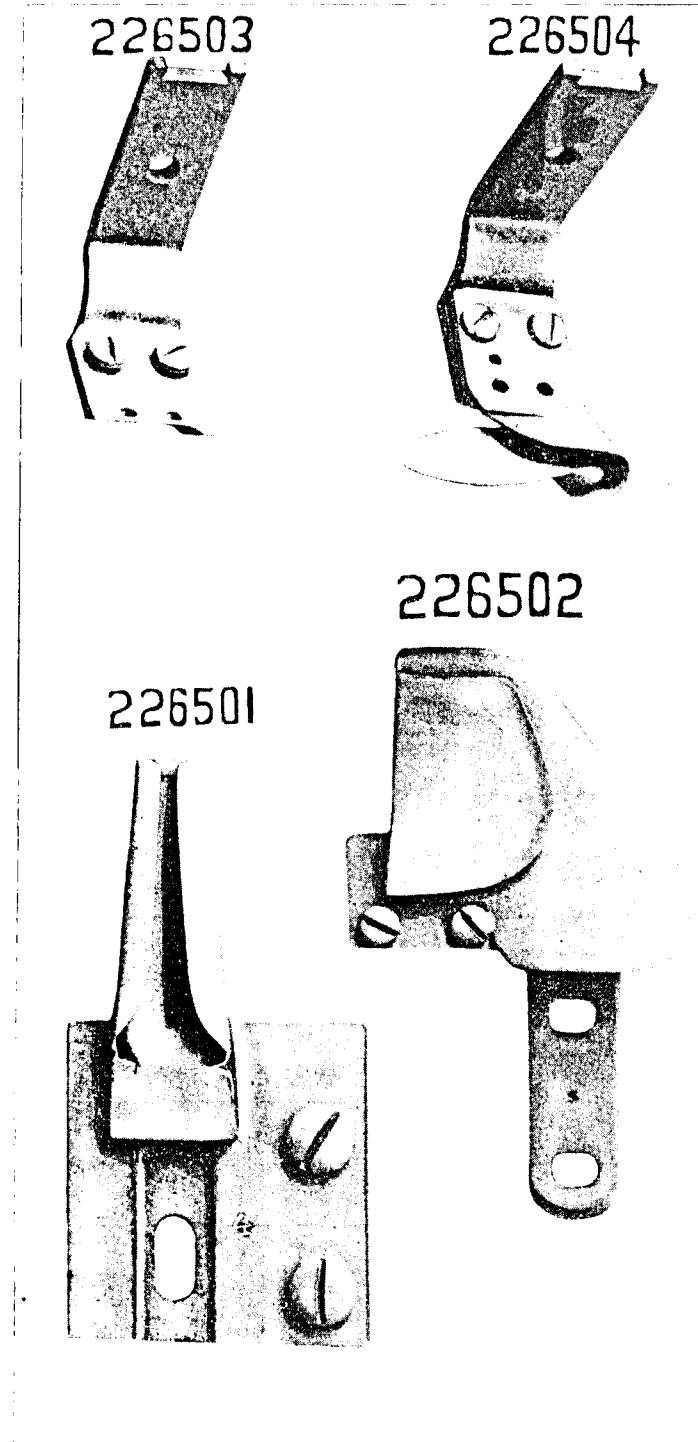




PLATE 11501-FULL SIZE



226505




226507



226506



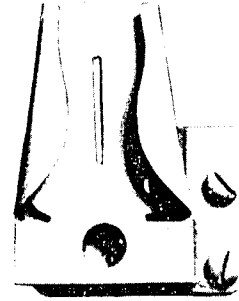
226513



226514




226509



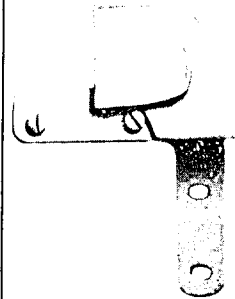
226512



226515



226510



226511



226524



226525



226526



226527






PLATE 11504-FULL SIZE


226520




226522



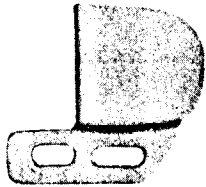
226521



226518



226519



226517




PLATE 11505-FULL SIZE

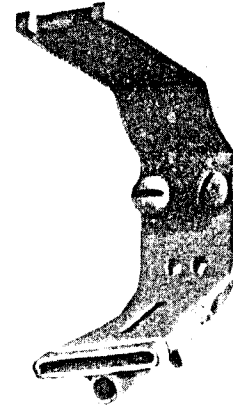
226532



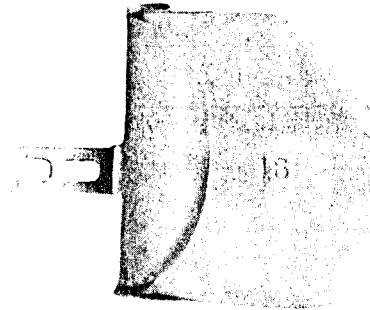
226535




226529



226531



226534




226499

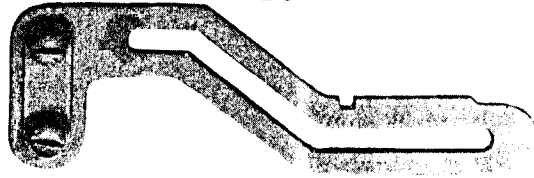


PLATE 11506—ONE-HALF SIZE


226538



226537



226539



226624


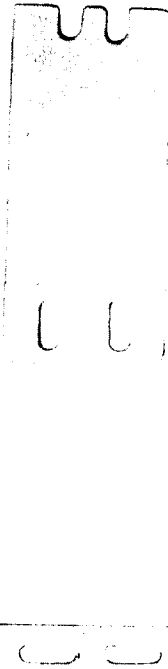


PLATE 11507—FULL SIZE

226543




226540




226541



226544



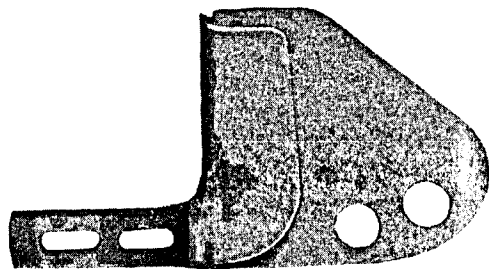
226542




200567




226549



226550



226548




226547




226552



226553




226554



226556




226555

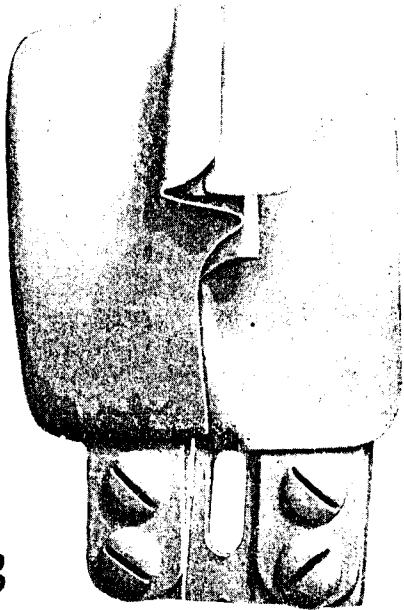





226322




226325




226323



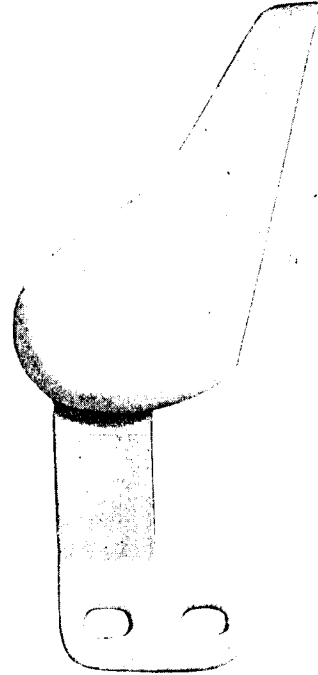
226324




226559



226560



226561




226563



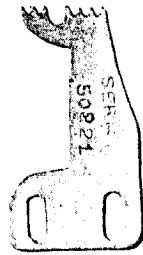
226566




200566




226568




226567




226571




226570



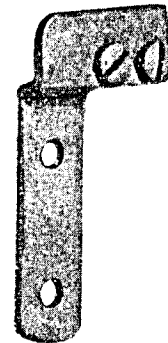
226572



226574



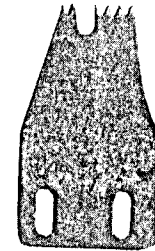
226577



226573




226575




226576



226579



226580



226581



226582



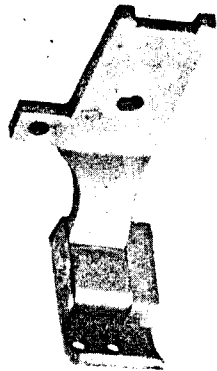
200170



226586




226585



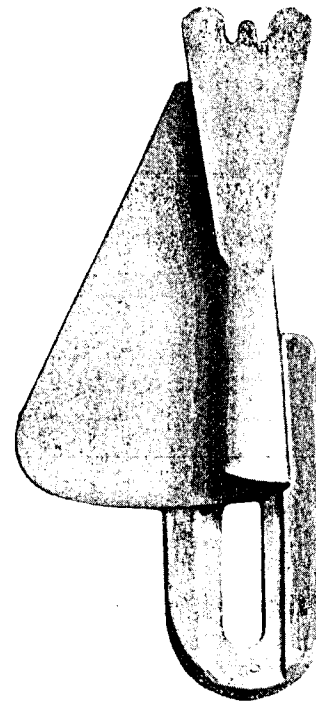
200483



226588



226593



226595



226608



PLATE 11516--ONE-HALF SIZE

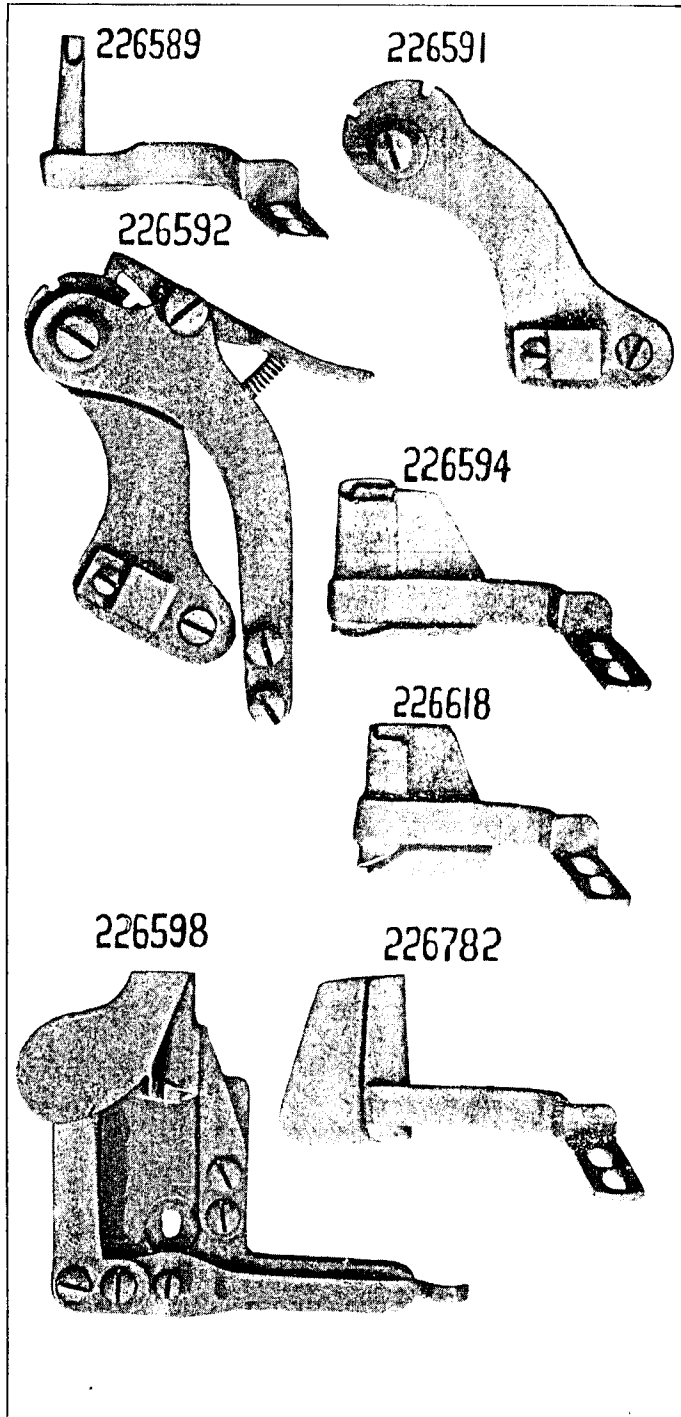


PLATE 11517--FULL SIZE

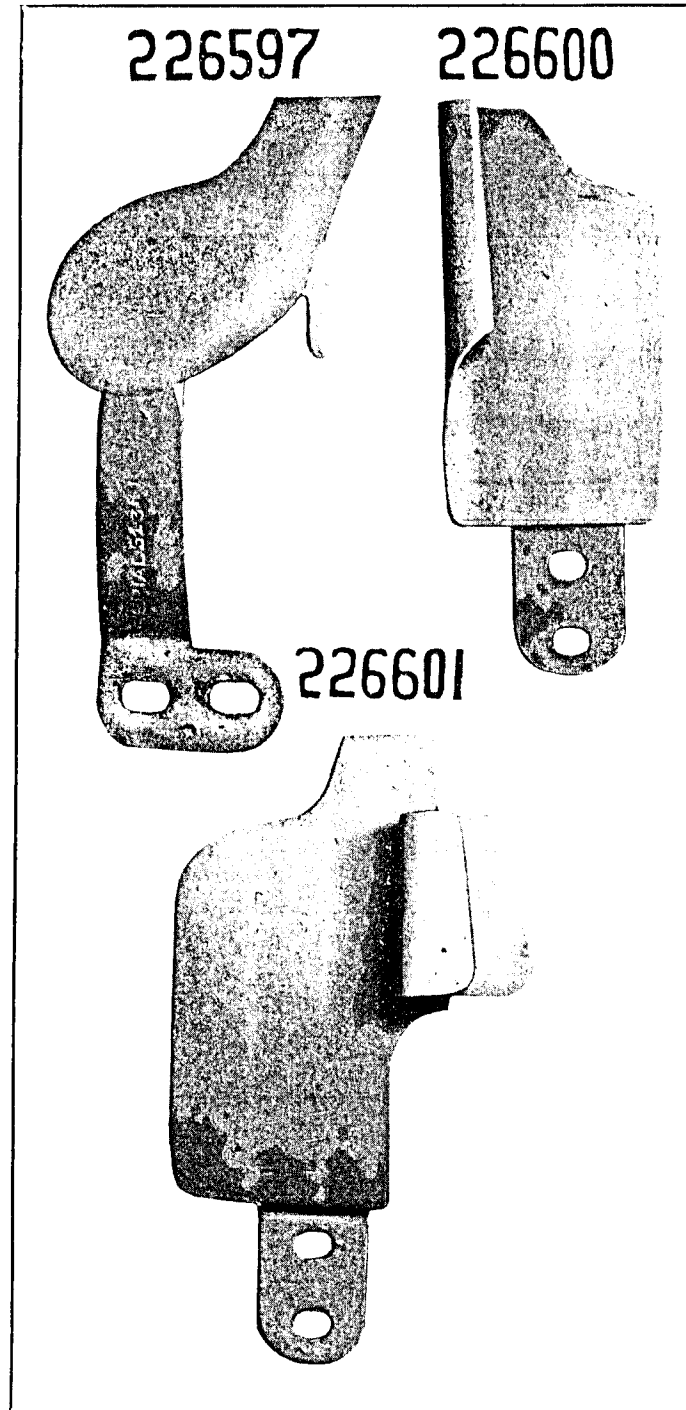




PLATE 11518—FULL SIZE

226602



226604



226605

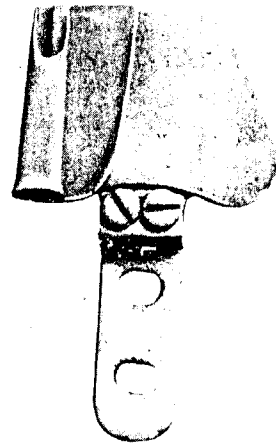




PLATE 11519—ONE-HALF SIZE

226606



226607



226664



203075




226617




PLATE 11520-FULL SIZE


226609



226610



226611



226612



226613




PLATE 11521-FULL SIZE

226614




226619



226621



226622



226629




PLATE 11522—ONE-HALF SIZE

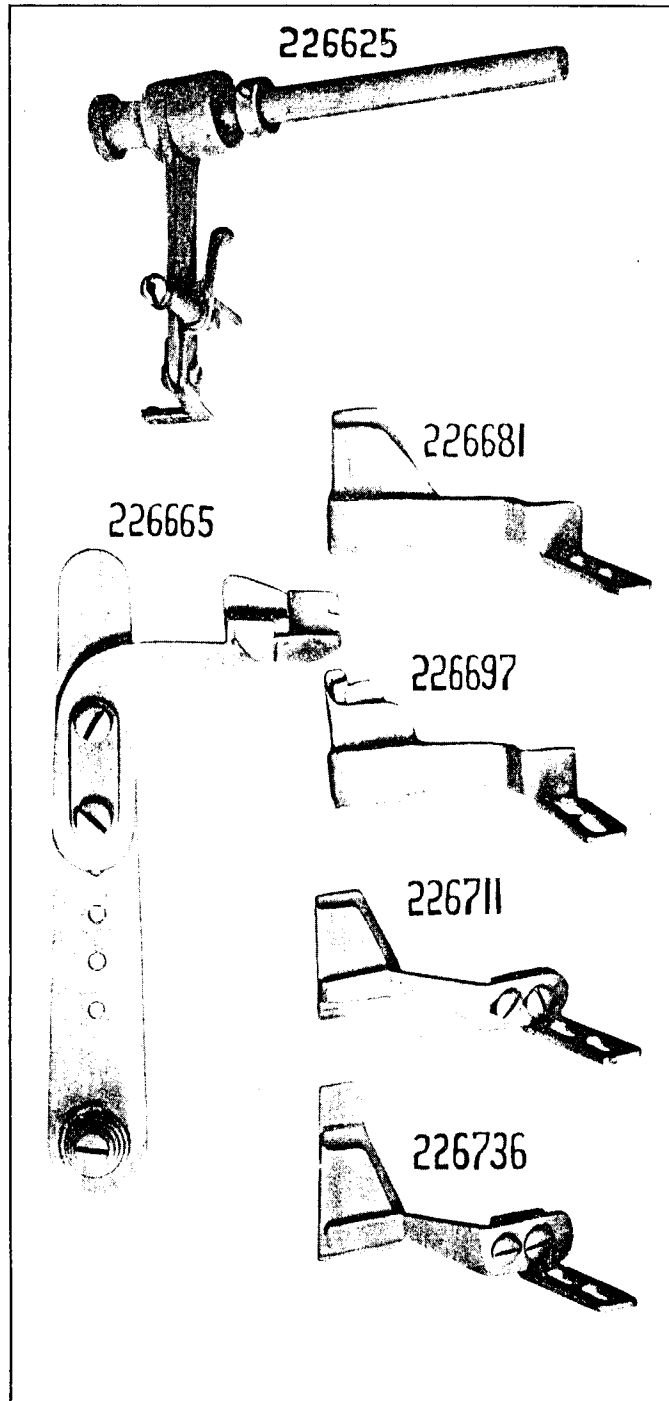
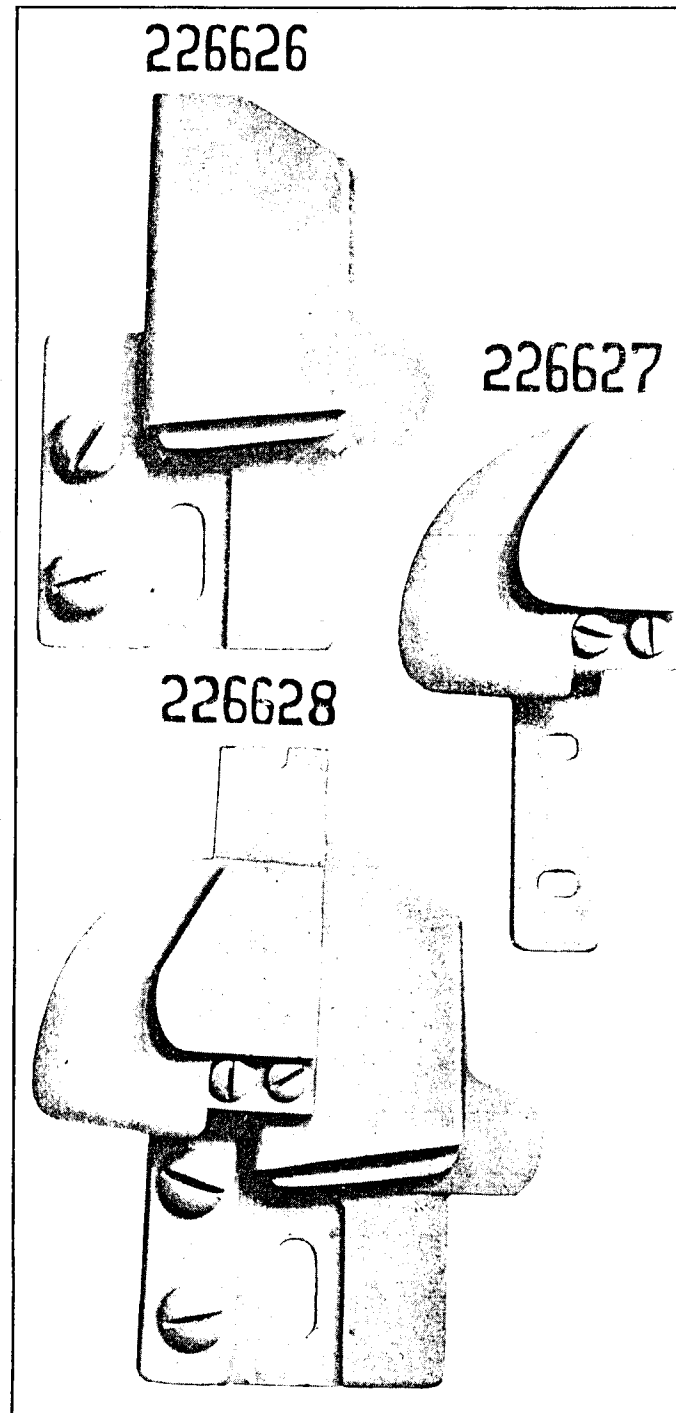




PLATE 11523—FULL SIZE




226630




226633




226634




226635



226659




226637




226638




226640



226639




226641







226642




226643




226644




226645




226647



226648




226649




226650



226652



226651



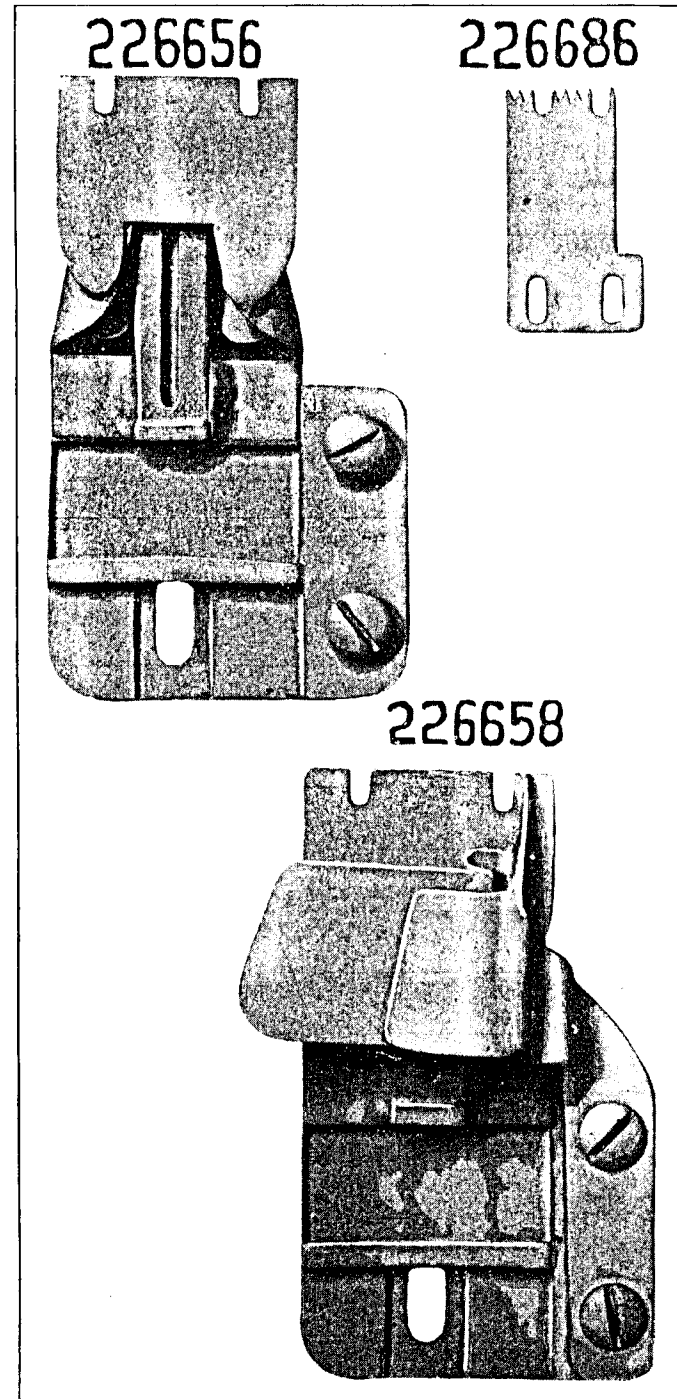
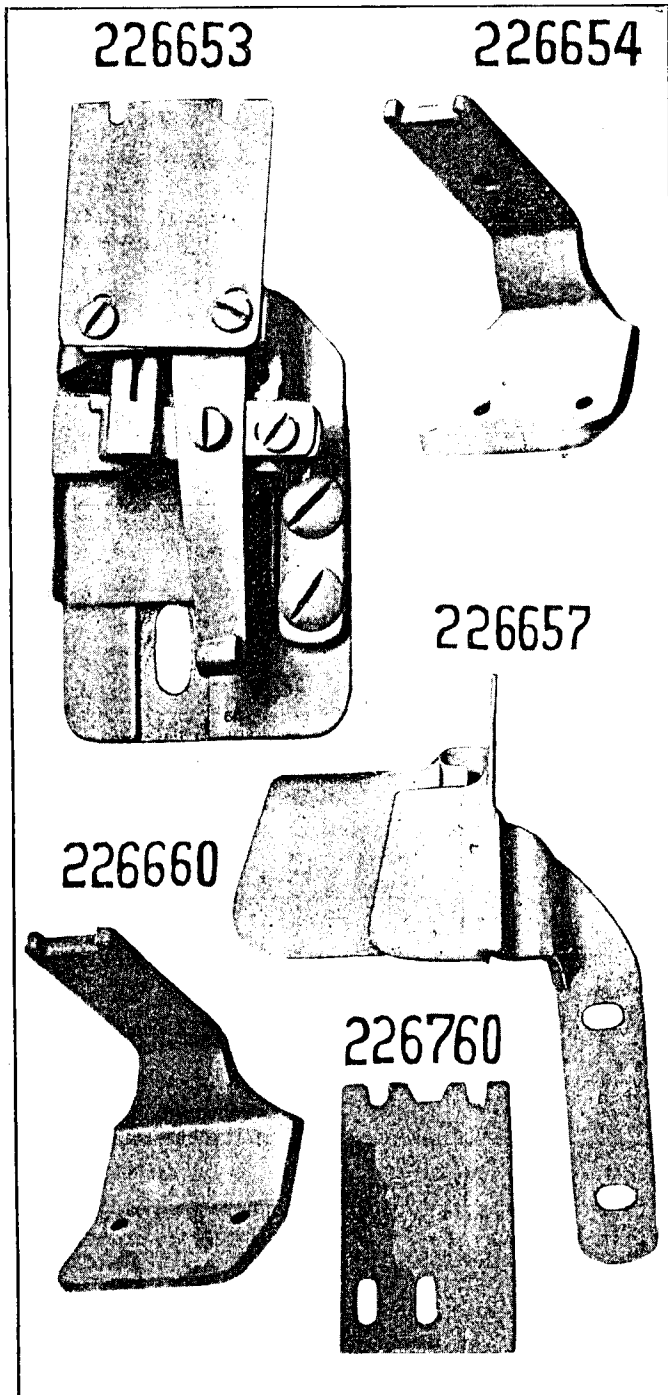



PLATE 11530-FULL SIZE

226662



226663



226666



226667



226669



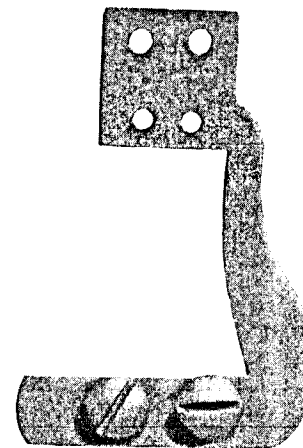


PLATE 11531-FULL SIZE


226671



226672



226673



226675

226674





PLATE 11532-FULL SIZE

226676




226678



226679



226687



226724


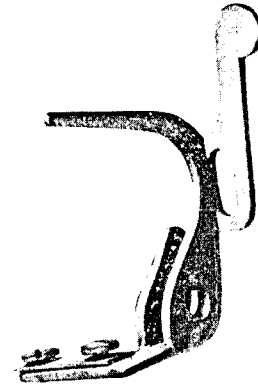


PLATE 11533-FULL SIZE

226680



226683



226684



226685




PLATE 11534-FULL SIZE

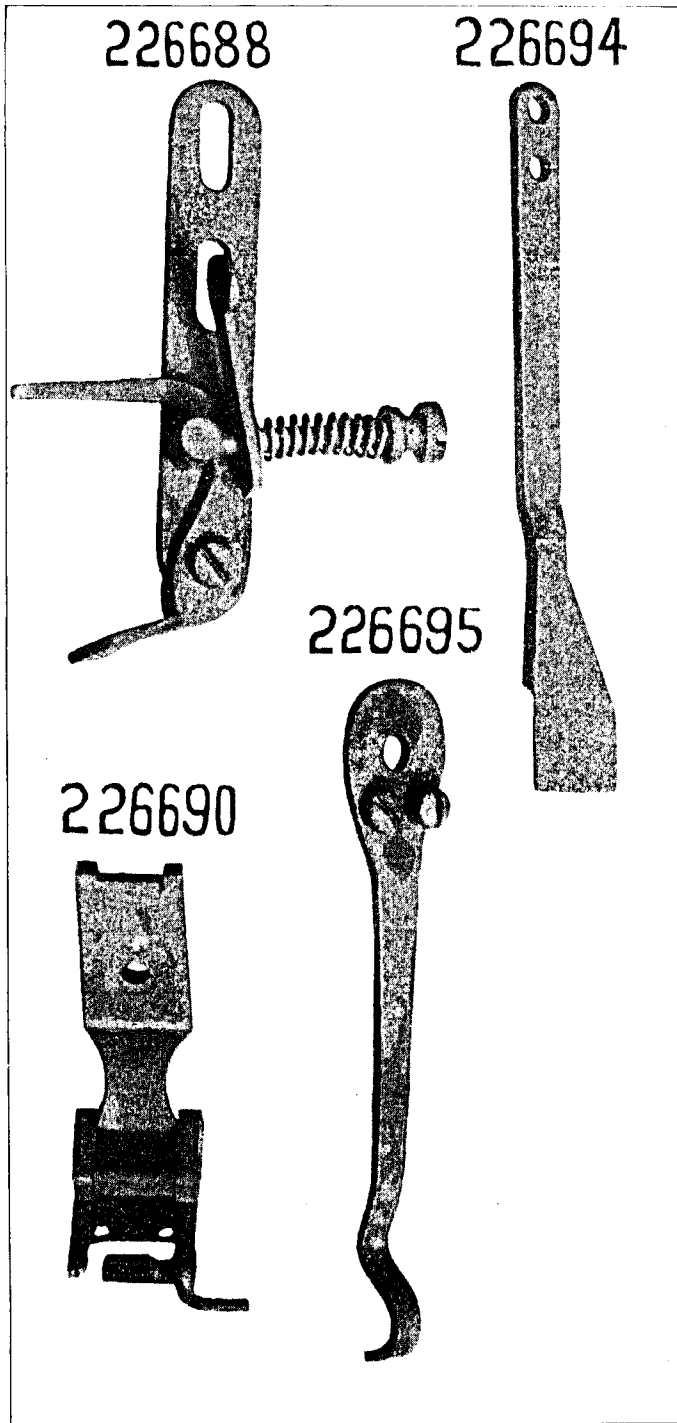


PLATE 11535-FULL SIZE

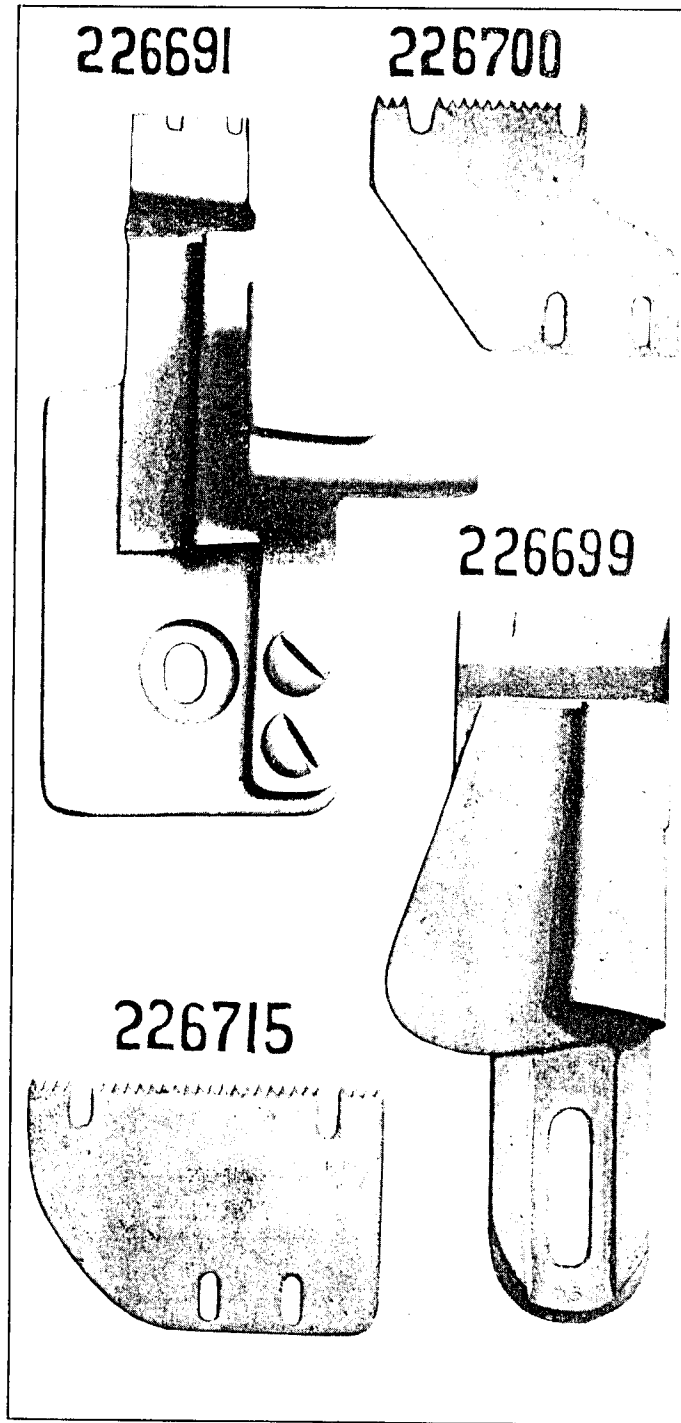
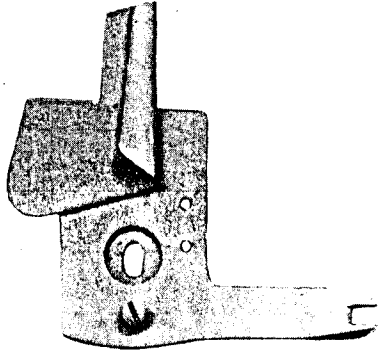



PLATE 11536—ONE-HALF SIZE


226693




226701




226696



226729



226733



226779






PLATE 11537—FULL SIZE


226703




226704



226705



226706



226708






PLATE 11538—FULL SIZE

226707



226713



226710


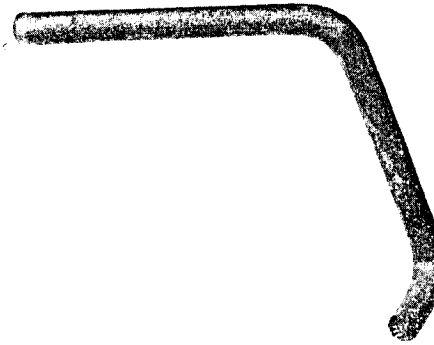
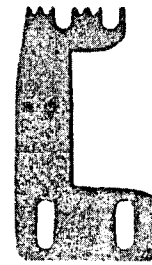


PLATE 11539—FULL SIZE


226716




226743




226717



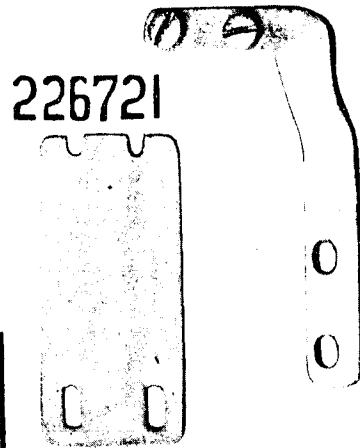
226718



226720



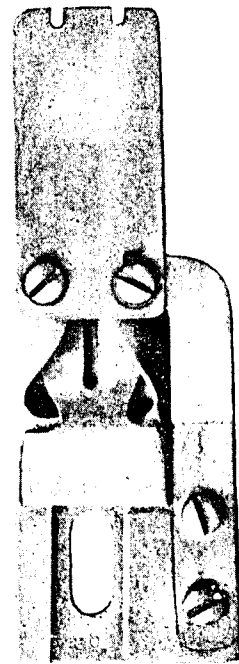
226722



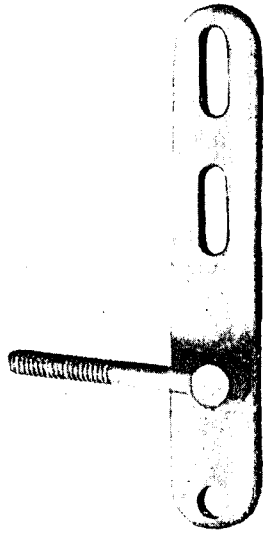
226721




226723




226726



226727



226728



226730



226731



226732



200924







PLATE 11542—FULL SIZE

226747

226738



226740



226735


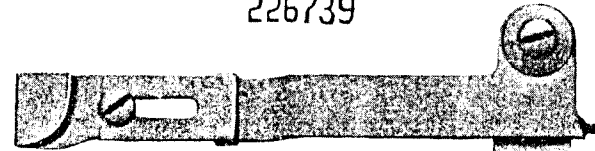



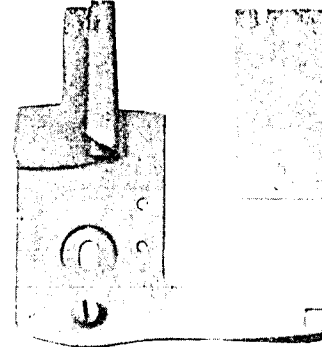
PLATE 11543—ONE-HALF SIZE

226739




226766

226775



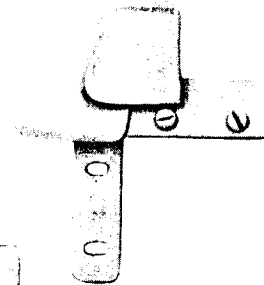

226773

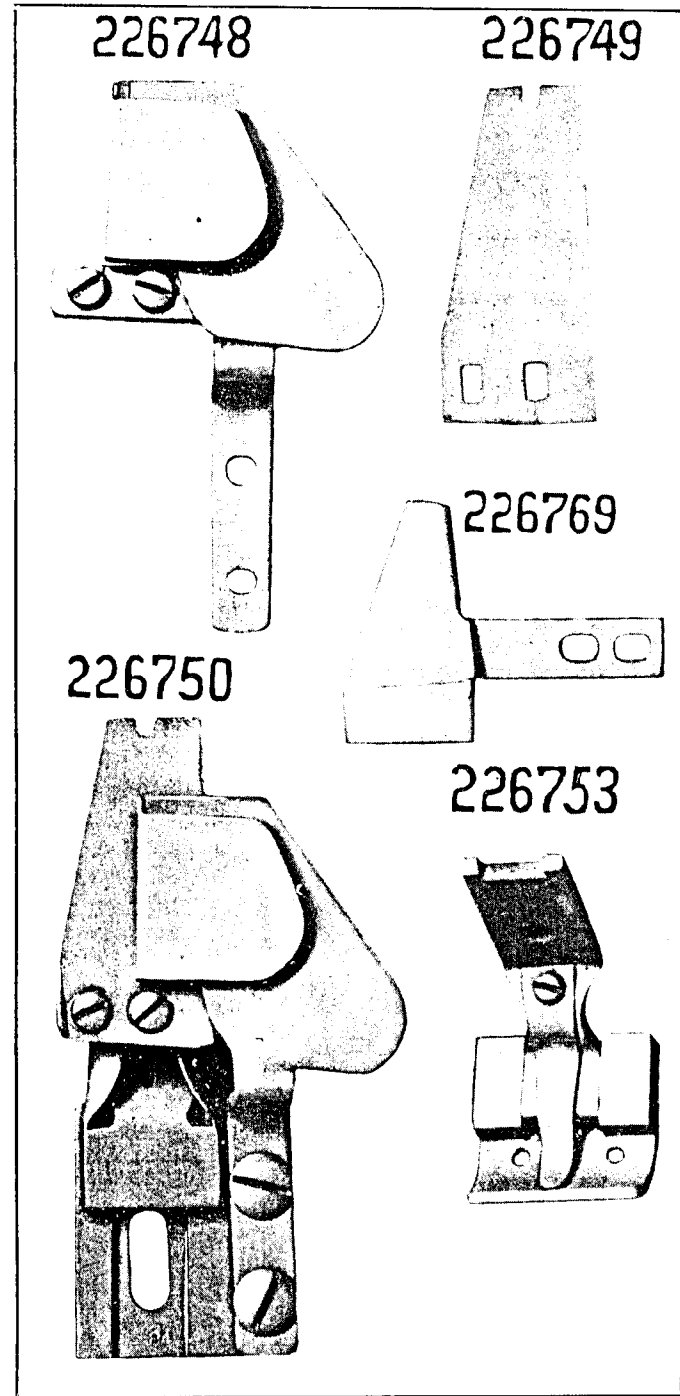

226768




226774

226776

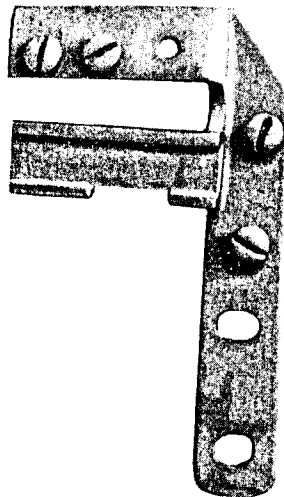




226757



226761




226758



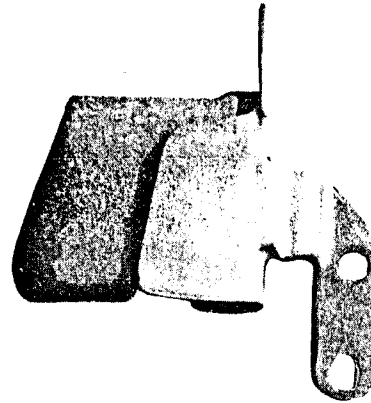
226759




226764




226762



226763



226767

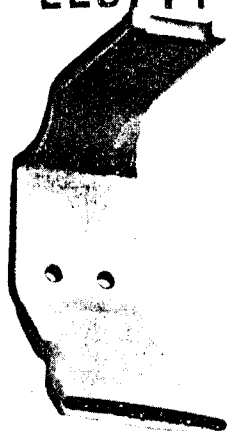


226777



PLATE 11548—FULL SIZE

226770 226771 226778



226781



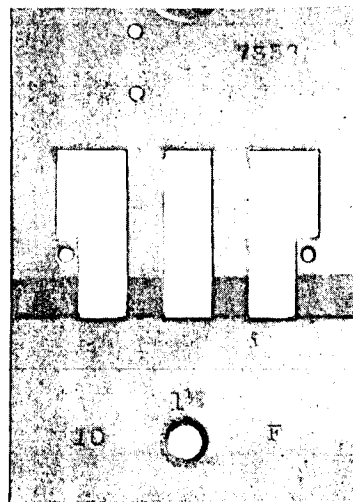


PLATE 11549—FULL SIZE

211894 226786  
211895



226787




PLATE 13084— FULL SIZE

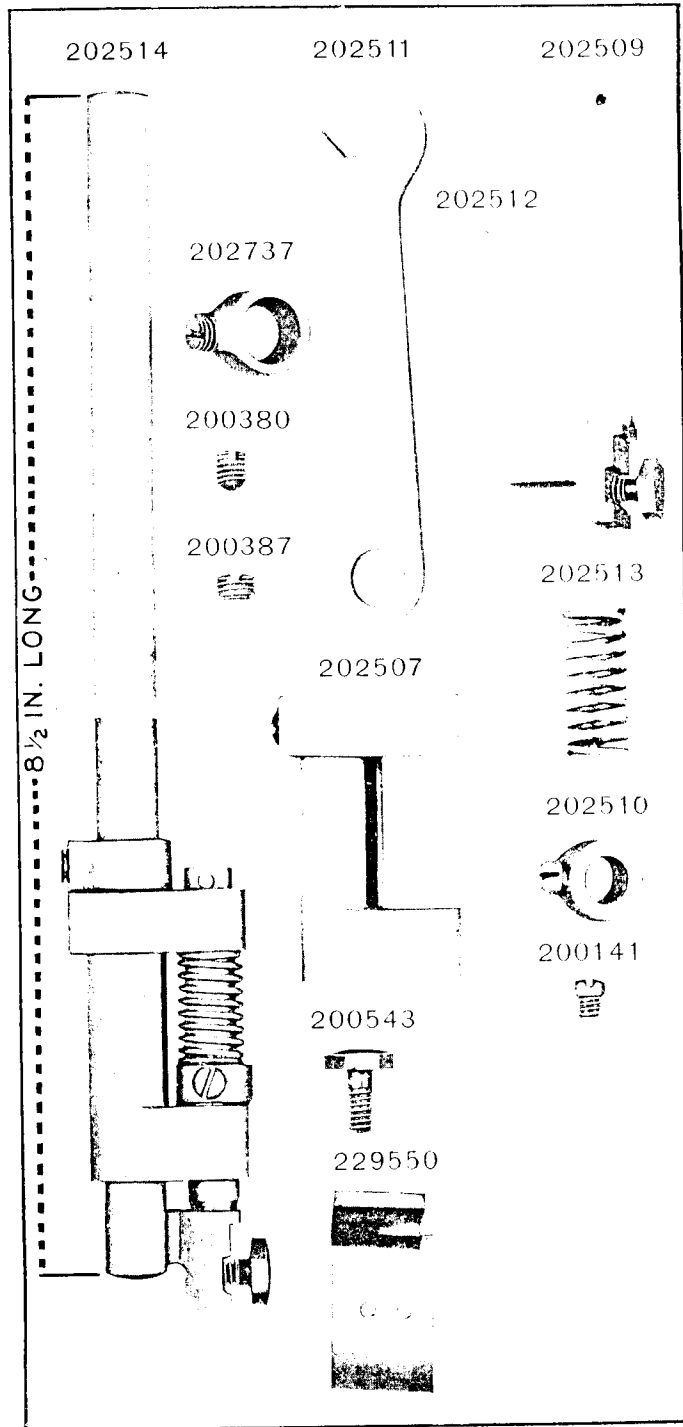


PLATE 14501—FULL SIZE

