

PRICE LIST

OF

PARTS

MACHINES

Nos. 41-3 to 41-12

—

THE SINGER MANUFACTURING COMPANY

INDEX.

| | PAGE |
|-------------------------------------|------|
| Attachments and Accessories..... | 29 |
| Knee Lifter Parts..... | 31 |
| Machine No. 41-3..... | 4 |
| " " 41-4..... | 10 |
| " " 41-5..... | 13 |
| " " 41-6..... | 17 |
| " " 41-7..... | 23 |
| " " 41-8..... | 24 |
| " " 41-9..... | 25 |
| " " 41-10..... | 26 |
| " " 41-11..... | 27 |
| " " 41-12..... | 28 |
| Numerical List of Parts..... | 35 |
| Obsolete Parts..... | 33 |
| Quilter..... | 29 |
| Strip Folders..... | 29 |
| Tape Holders..... | 30 |
| Under Driver..... | 32 |
| Under Strip Guide (Adjustable)..... | 29 |

LIST OF PARTS

FOR

Nos. 41-3 to 41-12

MACHINES.

In ordering from this list, use **ONLY** the **PART** number in the **FIRST** column.

The number stamped on a Sewing Machine part is in every case the number of the single part only.

Every combination of parts sent out as such has its specific number, which, although not stamped on the parts, must be used when ordering the combination.

Each number always indicates the **SAME PART** in whatever list it appears, or for whatever machine.

The letters after some of the numbers indicate the style of finish only, as follows:

- A. Hardened, Polished and Plated.
- B. Polished and Plated.
- C. Hardened only.
- D. Polished " "
- E. Soft, not polished.

These letters **MUST BE USED** when they appear in the list, and **AFTER** the number, as in the list.

In this series

1 to 1500 are Screw Numbers.

1501 " 1800 " Nut " "

1801 " 2000 " Roller " "

2001 and upward are numbers of Machine Parts.

The figures in the second column refer only to the plates illustrating the parts, and are **NOT TO BE USED** in ordering.

Parts marked with an asterisk (*) are furnished only when repairs are made at factory.

| No. | Plate | Name | Each |
|-------|-------|---|------|
| 11143 | 483 | Feed Rock Shaft with two 442c. | 1 35 |
| 13369 | — | “ “ “ 11143 with 11145. | 2 35 |
| 11145 | 485 | “ “ “ Regulator Crank with 445c | 1 00 |
| 445c | 494 | “ “ “ “ “ Set Screw | 03 |
| 304c | 494 | “ “ “ “ “ Screw Centre. | 06 |
| 1513c | 494 | “ “ “ “ “ Nut. | 05 |
| 11146 | 485 | Needle Bar. | 60 |
| 11148 | 488 | “ “ Connecting Link with 794E. | 50 |
| 794E | 493 | “ “ “ “ Adjusting Ser | 05 |
| 11151 | 488 | “ “ “ “ Stud with 155c. | 35 |
| 155c | 493 | “ “ “ “ “ Set Screw. | 03 |
| 11199 | 485 | “ “ Crank. | 40 |
| 3012 | 492 | “ “ “ Pin. | 01 |
| 11153 | 488 | “ “ Guide with 400 and 456c. | 50 |
| 400 | 493 | “ “ “ “ Adjusting Screw. | 02 |
| 11154 | 488 | “ “ Plate | 60 |
| 401E | 493 | “ “ “ “ Screw. | 02 |
| 456c | 494 | “ “ “ “ Set Screw. | 02 |
| 11156 | 490 | Needle Clamp with three 460. | 3 00 |
| 2269 | 2345 | “ “ Pin. | 01 |
| 460 | 494 | “ Set Screw. | 02 |
| 11249 | 485 | Oscillating Rock Shaft with 11254. | 1 75 |
| 11164 | 485 | “ “ “ “ Hinge Pin. | 50 |
| 446c | 494 | “ “ “ “ “ Set Screw | 03 |
| 11254 | 486 | “ “ “ “ Oil Pad. | 01 |
| 13323 | 2344 | Oscillating Shaft. | 60 |
| 13324 | — | “ “ Crank. | 50 |
| 13416 | 2345 | “ “ “ 13324 with 453c, 1513c and 5868. | 1 15 |
| 2117 | 492 | Oscillating Shaft Crank Pin. | 01 |
| 453c | 494 | “ “ “ “ Set Screw. | 02 |
| 9119 | 2345 | “ “ “ “ Slide Block | 35 |
| 190D | 493 | “ “ “ “ “ Cap Ser. | 03 |
| 5968 | 488 | “ “ “ “ “ “ “ | 02 |
| 1054c | 493 | Oscillating Shaft Crank Slide Block Screw Stud | 20 |
| 1513c | 494 | Oscillating Shaft Crank Slide Block Screw Stud Nut | 05 |
| 5868 | 2345 | Oscillating Shaft Crank Slide Block 9119 with 190D, 1054c and 5968. | 60 |
| 11166 | 485 | Presser Bar. | 40 |
| 2062 | 485 | “ “ Lifter | 20 |
| 689c | 493 | “ “ “ “ Screw | 10 |
| 1520E | 494 | “ “ “ “ Nut | 03 |
| 11167 | 486 | “ “ Spring | 05 |
| 11168 | 488 | “ “ “ Bracket with 453c | 35 |
| 453c | 494 | “ “ “ “ “ Set Screw. | 02 |
| 11170 | 488 | “ “ “ “ Washer | 01 |
| 11172 | 2242 | Presser Foot with 171D, for general work. | 2 00 |

| No. | Plate | Name | Each |
|-------|-------|---|------|
| 11176 | 490 | Presser Foot with 171D (tube). | 4 00 |
| 13340 | 2244 | “ “ “ “ “ for two reeds | 4 50 |
| 13344 | 2243 | “ “ “ “ (strip folding). | 6 00 |
| 13359 | 2251 | “ “ “ “ “ “ “ leaving out the first needle from the right hand side. | 6 00 |
| 13384 | 2254 | Presser Foot with 171D (strip folding) leaving out the centre needle. | 6 00 |
| 13388 | 2242 | Presser Foot with 171D (tube) for double strips, for two reeds | 4 75 |
| 13397 | 2245 | Presser Foot with 171D (tube) leaving out the centre needle | 4 00 |
| 13407 | 2244 | Presser Foot with 171D, for general work, leaving out the first needle from the right hand side. | 2 00 |
| 13408 | 2243 | Presser Foot with 171D, for general work, leaving out the first needle from the left hand side. | 2 00 |
| 13409 | 2247 | Presser Foot with 171D (tube) leaving out the first needle from the right hand side. | 4 00 |
| 13415 | 2246 | Presser Foot with 171D (tube) leaving out the first needle from the left hand side. | 4 00 |
| 13465 | 2252 | Presser Foot with 171D (strip folding) for straps. | 6 25 |
| 13466 | 2249 | Presser Foot with 171D (strip folding) with guide for interlining. | 6 00 |
| 13467 | 2251 | Presser Foot with 171D (strip folding) for two reeds, with guide for interlining. | 6 50 |
| 13468 | 2245 | Presser Foot with 171D (tube) for two steels | 4 50 |
| 13469 | 2248 | “ “ “ “ “ for braiding. | 3 00 |
| 13470 | 2253 | “ “ “ “ (strip folding) with two cord tubes, for cording edges of folded strip. | 7 00 |
| 13471 | 2249 | Presser Foot with 171D, slotted for strip. | 3 00 |
| 13472 | 2250 | “ “ “ “ (tube) for three ribbons to stitch edge of ribbons on skirts. | 4 25 |
| 13473 | 2250 | Presser Foot with 171D (hinged) tube. | 5 00 |
| 13474 | 2248 | “ “ “ “ “ with two flat grooves for strips. | 3 00 |
| 13475 | 2247 | Presser Foot with 171D, with two flat grooves for steels, without left hand guide. | 3 00 |
| 13476 | 2246 | Presser Foot with 171D (tube) for double strips, for two reeds, plain bottom. | 4 75 |
| 13477 | 2255 | Presser Foot with 171D (tube) for double strips, leaving out the centre needle. | 4 00 |
| 13478 | 2254 | Presser Foot with 171D (strip folding) with guides for stitching strips on under edge of folded strip, leaving out the centre needle. | 6 50 |
| 13479 | 2255 | Presser Foot with 171D (strip folding) for two reeds. | 6 50 |

| No. | Plate | Name | Each |
|--------|----------|--|--------|
| 13480 | 2356 | Presser Foot with 171b (hinged, tube) leaving out the first needle from the left hand side..... | \$5 00 |
| 13481 | 2356 | Presser Foot with 171b (tube) for double strips..... | 4 25 |
| 13482 | — | Presser Foot with 171b, with upper and lower strip folder and two reed guides. . | 7 25 |
| 13485 | 2257 | Presser Foot with 171b (double tube) for guiding elastic and wide ribbon for garters | 5 00 |
| | 171b 493 | Presser Foot Clamping Screw..... | 03 |
| | 688E 494 | Pressure Regulating Thumb Screw..... | 25 |
| *11180 | — | Shuttle Body for 11177..... | 1 75 |
| *11181 | — | " " " 11178..... | 1 75 |
| *11182 | — | " " " 11179..... | 1 75 |
| *13411 | — | " " " 13410..... | 1 75 |
| *13420 | — | " " " 13339..... | 1 75 |
| *13421 | — | " " " 13378..... | 1 75 |
| 11183 | 2346 | Shuttle Cover for 11177 and 11178..... | 30 |
| 13338 | 2346 | " " " 11179..... | 30 |
| 13412 | 2347 | " " " 13410..... | 30 |
| 13422 | 2347 | " " " 13339 and 13378..... | 30 |
| 11184 | 2346 | " " Hinge Pin..... | 01 |
| 749 | 2346 | Shuttle Tension Regulating Screw for 11177, 11178, 13339 and 13378..... | 05 |
| 768 | 2346 | Shuttle Tension Regulating Screw for 11179 and 13410..... | 02 |
| 11196 | 2346 | Shuttle Tension Spring for 11177..... | 15 |
| 11277 | 2346 | " " " " 11178 and 11179..... | 15 |
| 13392 | 2347 | " " " " 13339 " 13410..... | 15 |
| 13423 | 2347 | " " " " 13378..... | 15 |
| 11177 | 2346 | Shuttle, 2 $\frac{1}{8}$ in. diam. (thick) right hand, complete, Nos. 749, 11180, 11183, 11184 and 11196, for $\frac{3}{32}$ in. gauge and above.... | 2 00 |
| 11178 | 2346 | Shuttle, 2 $\frac{1}{8}$ in. diam. (flush back) right hand, complete, Nos. 749, 11181, 11183, 11184 and 11277, for $\frac{1}{4}$ in. and $\frac{1}{8}$ in. gauge.... | 2 00 |
| 11179 | 2346 | Shuttle, 2 $\frac{1}{8}$ in. diam. (thin) right hand, complete, Nos. 768, 11182, 11184, 11277 and 13338, for $\frac{3}{16}$ in. to $\frac{1}{8}$ in. gauge..... | 2 00 |
| 13339 | 2347 | Shuttle, 2 $\frac{1}{8}$ in. diam. (flush back) left hand, complete, Nos. 749, 11184, 13392, 13420 and 13422..... | 2 00 |
| 13378 | 2347 | Shuttle, 2 $\frac{1}{8}$ in. diam. (thick) left hand, complete, Nos. 749, 11184 and 13421 to 13423. | 2 00 |
| 13410 | 2347 | Shuttle, 2 $\frac{1}{8}$ in. diam. (thin) left hand, complete, Nos. 768, 11184, 13392, 13411 and 13412..... | 2 00 |
| 11186 | 487 | Shuttle Driver with two 445c..... | 7 00 |
| 2117 | 492 | " " Pin..... | 01 |
| 445c | 494 | " " Set Screw..... | 03 |

| No. | Plate | Name | Each |
|-------|-------|--|-------|
| 13403 | 492 | Shuttle Driver Supporting Shaft..... | \$ 25 |
| 2049 | 488 | " " " " Pin..... | 01 |
| 11189 | 487 | Shuttle Race Hinge Pin (2 $\frac{1}{2}$ in. long)..... | 05 |
| 11173 | 487 | " " " " (2 $\frac{3}{32}$ " ")..... | 05 |
| 11190 | 487 | " " " Plate..... | 75 |
| 2049 | 488 | " " " " Pin..... | 01 |
| 168D | 493 | " " " " Screw..... | 04 |
| 11192 | 488 | " " Latch Pin..... | 40 |
| 1597D | 494 | " " " " Lock Nut..... | 04 |
| 11124 | 491 | " " " " Spring..... | 03 |
| 11193 | 488 | " " " " Steady Pin per 100. | 10 |
| 1598D | 492 | " " " " Thumb Nut..... | 10 |
| 11191 | 488 | " " " " complete, No. 11192 with 1598D, 11124 and two 1597D..... | 60 |
| 11194 | 490 | Shuttle Race Loop Separator (2 in. wide)... | 40 |
| 11174 | 486 | " " " " (2 $\frac{1}{8}$ in. wide) | 40 |
| 756D | 493 | " " " " Screw..... | 02 |
| 13326 | 490 | Shuttle Race Protector Plate (2 in. wide)... | 15 |
| 13327 | 486 | " " " " (2 $\frac{1}{8}$ in. wide) | 15 |
| 756D | 493 | " " " " Screw..... | 02 |
| 11188 | 487 | Shuttle Race complete, Nos. 2049, 11173 or 11189, 11174 or 11194, 11190, 11191, 11193, 13326 or 13327, three 168D and four 756D. | 18 50 |
| 129E | 493 | Shuttle Race Screw..... | 04 |
| 438C | 494 | " " Set Screw..... | 06 |
| 11195 | 487 | " Spring Guide..... | 1 50 |
| 233D | 493 | " " " Screw..... | 02 |
| 2102 | 492 | Tension Disc..... | 05 |
| 1560C | 494 | " Regulating Thumb Nut..... | 04 |
| 413 | 494 | " Screw Stud..... | 10 |
| 2103 | 492 | " Spring..... | 03 |
| 11206 | 490 | Thread Guide for side of arm..... | 75 |
| 207 | 493 | " " Screw..... | 02 |
| 11149 | 488 | " Take-up Crank..... | 80 |
| 3094 | 492 | " " " Wedge..... | 10 |
| 690E | 493 | " " " " Screw..... | 05 |
| 11200 | — | " " Lever..... | 1 65 |
| 775E | 493 | " " " Cap Screw..... | 06 |
| 11202 | 492 | " " " Hinge Pin..... | 05 |
| 11203 | — | " " " Link..... | 25 |
| 11204 | 492 | " " " " Hinge Pin..... | 15 |
| 446C | 494 | " " " " " " Set Screw..... | 03 |
| 11134 | 490 | Thread Take-up Lever 11200 with 11202 and 11203..... | 2 00 |
| 11139 | 492 | Thread Take-up Spring..... | 03 |
| 7336 | 492 | " " " Regulator..... | 25 |
| 446C | 494 | " " " " Set Screw..... | 03 |
| 11205 | 492 | " " " Thread Eyelet..... | 03 |
| 233D | 493 | " " " " " Screw..... | 02 |

| No. | Plate | Name | Each |
|-------|-------|---|--------|
| 13499 | 2261 | Presser Foot with 171D (tube) for double strips, leaving out the first needle from the left hand side..... | \$4 25 |
| 13500 | 2274 | Presser Foot with 171D (tube) for double strips | 4 50 |
| 33001 | 2274 | Presser Foot with 171D (tube) for double strips, two flat grooves on bottom, for stays..... | 5 00 |
| 33002 | 2262 | Presser Foot with 171D (tube) with two flat grooves on bottom for two reeds, with space between centre needles, for steel.. | 4 75 |
| 33008 | 2262 | Presser Foot with 171D (tube) for double strips, for two reeds, grooved on bottom between centre needles, for steel | 5 00 |
| 33055 | 2266 | Presser Foot with 171D (hinged, tube) leaving out the first needle from the right hand side..... | 5 00 |
| 11218 | ---- | Shuttle Driver with two 445c..... | 8 00 |
| 11219 | ---- | Shuttle Race complete, Nos. 2019, 11173 or 11189, 11174 or 11194, 11190, 11191, 11193, 13326 or 13327, three 168D and four 756D.. | 20 00 |
| 11221 | ---- | Shuttle Spring Guide..... | 1 60 |
| 11222 | ---- | Thread Guide for side of arm | 1 05 |
| 11224 | ---- | “ Take-up Lever..... | 1 85 |
| 11155 | ---- | “ “ “ 11224 with 11202 and 11203 | 2 20 |
| 11150 | 2232 | Throat Plate for 11208..... | 4 50 |
| 13363 | 2232 | “ “ “ 11208 for 13350..... | 4 50 |
| 13380 | 2231 | “ “ “ 13379..... | 4 50 |
| 13406 | 2231 | “ “ “ 13379 for 13350..... | 4 50 |
| 13436 | 2231 | “ “ “ 13435..... | 4 50 |
| 13446 | 2233 | “ “ “ 13445..... | 4 50 |
| 33057 | 2343 | “ “ “ 33056..... | 4 50 |
| 33059 | 2343 | “ “ “ 33058..... | 4 50 |
| 33063 | 2343 | “ “ “ 33062..... | 4 50 |

No. 41-5 MACHINE.

FIVE NEEDLES, FIVE SHUTTLES.

The parts of this Machine are the same as used on the 41-3 Machine, with the exception of those affected by the addition of the extra Needles and Shuttles, as follows :

NOTE:—When ordering parts for this Machine which differ in gauge or distance between seams, the gauge or distance between seams must be stated on all orders.

| No. | Plate | Name | Each |
|-------|-------|---|--------|
| 11169 | — | Arm Spool and Tension Bracket..... | \$1 65 |
| 11171 | 484 | “ “ “ “ “ 11169 with five each 233D, 413, 446c, 1560c, 2103, 7336, 11107, 11139, 11205, 11241 and ten 2102..... | 5 25 |
| 11225 | 2232 | Feed Dog..... | 2 00 |
| 13385 | 2232 | “ “ | 2 00 |
| 13401 | 2234 | “ “ | 2 00 |
| 13448 | 2233 | “ “ | 2 00 |
| 13452 | 2233 | “ “ | 2 00 |
| 13454 | 2235 | “ “ | 2 25 |
| 13456 | 2235 | “ “ | 2 00 |
| 13458 | 2236 | “ “ | 2 00 |
| 11227 | — | Needle Clamp with five 460..... | 4 00 |
| 11229 | 2299 | Presser Foot with 171D, for general work... 2 50 | |
| 11233 | 2287 | “ “ “ “ (tube)..... | 4 50 |
| 13342 | 2298 | “ “ “ “ “ for four reeds. 5 00 | |
| 13343 | 2281 | “ “ “ “ “ leaving out the first needle from the right hand side. 4 25 | |
| 13345 | 2281 | Presser Foot with 171D (strip folding) leaving out the first needle from the right hand side..... | 6 25 |
| 13354 | 2295 | Presser Foot with 171D (tube) for three reeds, leaving out the first needle from the right hand side..... | 4 75 |
| 13355 | 2295 | Presser Foot with 171D, for general work, leaving out the first needle from the right hand side..... | 2 25 |
| 13357 | 2288 | Presser Foot with 171D (strip folding).... | 6 50 |
| 13366 | 2292 | “ “ “ “ (tube) for two reeds, leaving out the first and second needles from the right hand side..... | 4 50 |
| 13372 | 2299 | Presser Foot with 171D (tube) leaving out the first needle from the left hand side... 4 25 | |
| 13386 | 2288 | Presser Foot with 171D (tube) leaving out the first and second needles from the right hand side..... | 4 00 |

| No. | Plate | Name | Each |
|-------|-------|---|--------|
| 13387 | 2298 | Presser Foot with 171b (tube) leaving out the first and second needles from the left hand side..... | \$4 00 |
| 13389 | 2279 | Presser Foot with 171b (tube) for two strips and three reeds, leaving out the first needle from the right hand side..... | 5 00 |
| 13390 | 2287 | Presser Foot with 171b (tube) for two strips and four reeds..... | 5 25 |
| 13395 | 2292 | Presser Foot with 171b, for general work, leaving out the first needle from the left hand side..... | 2 25 |
| 13430 | 2294 | Presser Foot with 171b (strip folding) leaving out the first needle from the left hand side..... | 6 25 |
| 13462 | 2331 | Presser Foot with 171b, grooved for three reeds, leaving out the first needle from the right hand side..... | 2 75 |
| 33004 | 2279 | Presser Foot with 171b (strip folding) with three guides for reeds, leaving out the first needle from the right hand side..... | 6 75 |
| 33005 | 2286 | Presser Foot with 171b (strip folding) with four guides, for reeds..... | 7 50 |
| 33006 | 2300 | Presser Foot with 171b, with upper and lower strip folder..... | 7 50 |
| 33007 | 2293 | Presser Foot with 171b (strip folding) with tongue slotted to insert paper strip..... | 6 50 |
| 33008 | 2280 | Presser Foot with 171b, grooved for two reeds between the first and second needles from the left hand side, and the first and second needles from the right hand side.. | 3 00 |
| 33009 | 2286 | Presser Foot with 171b (tube) for covering two cords with two strips, leaving out the first needle from the left hand side... | 4 75 |
| 33010 | 2278 | Presser Foot with 171b, grooved in front of needle holes, for circular boning | 4 25 |
| 33011 | 2277 | Presser Foot with 171b (hinged) for general work | 4 50 |
| 33012 | 2278 | Presser Foot with 171b, for general work, leaving out the first and second needles from the left hand side | 2 00 |
| 33013 | 2280 | Presser Foot with 171b, for double strips, for three reeds, plain bottom, leaving out the first needle from the right hand side.. | 5 00 |
| 33014 | 2276 | Presser Foot with 171b (hinged, tube) for double strips, for three reeds, leaving out the first needle from the right hand side..... | 6 00 |
| 33015 | 2276 | Presser Foot with 171b (tube) for three reeds and strip and interlining, leaving out the first needle from the right hand side..... | 5 00 |

| No. | Plate | Name | Each |
|-------|-------|---|--------|
| 33016 | 2275 | Presser Foot with 171b (tube) for four reeds and strip and interlining..... | \$5 25 |
| 33017 | 2275 | Presser Foot with 171b (tube) for double strips | 4 75 |
| 33018 | 2284 | Presser Foot with 171b (tube) for double strips, leaving out the first needle from the right hand side..... | 4 50 |
| 33019 | 2284 | Presser Foot with 171b (tube) for double strips, lower strip guide between the second needle from the left hand side and the first needle from the right hand side, leaving out the first needle from the left hand side..... | 4 50 |
| 33020 | 2302 | Presser Foot with 171b (tube) for double strips, lower strip guide between the second needle from the left hand side and the first needle from the right hand side. | 4 75 |
| 33021 | 2302 | Presser Foot with 171b (tube) for double strips, grooved for reeds, leaving out the first needle from the right hand side..... | 4 50 |
| 33022 | 2301 | Presser Foot with 171b (tube) for double strips, with two flat grooves on bottom between the second needle from the left hand side and the centre needle, and between the first and second needles from the right hand side, for stays, lower strip guide between the second needle from the left hand side and the second needle from the right hand side..... | 5 00 |
| 33023 | 2301 | Presser Foot with 171b (tube) for double strips, with two flat grooves on bottom, for stays, leaving out the first needle from the left hand side..... | 4 75 |
| 33024 | 2291 | Presser Foot with 171b, 236 and Adjustable Guide No. 33025..... | 3 25 |
| 33025 | 2291 | Presser Foot Adjustable Guide for 33024... | 25 |
| 33026 | 2290 | " " with 171b (tube) for two upper strips with lining and interlining tubes, leaving out the first needle from the right hand side..... | 5 00 |
| 33027 | 2290 | Presser Foot with 171b (tube) for two reeds between the first and second needles from the left hand side and the first and second needles from the right hand side | 4 75 |
| 33028 | 2296 | Presser Foot with 171b (tube) for three reeds, plain bottom, leaving out the first needle from the right hand side..... | 4 75 |
| 33029 | 2283 | Presser Foot with 171b, grooved for braiding corded strip..... | 5 00 |
| 33030 | 2296 | Presser Foot with 171b, for braiding..... | 4 00 |

| No | Plate | Name | Each |
|-------|-------|--|-------|
| 33031 | 2289 | Presser Foot with 171b, slotted for tape between the first and second needles from the left hand side and between the first and second needles from the right hand side..... | 4 50 |
| 33032 | 2303 | Presser Foot with 171b, slotted and grooved for tape between the first and second needles from the left hand side and between the centre and second needles from the right hand side, leaving out the first needle from the right hand side..... | 4 25 |
| 33033 | 2282 | Presser Foot with 171b (tube) for two strips, leaving out the first needle from the right hand side..... | 4 50 |
| 33034 | 2285 | Presser Foot with 171b (tube) for double strips, for three reeds, leaving out the first needle from the left hand side..... | 5 00 |
| 33035 | 2282 | Presser Foot with 171b (tube) for four reeds, plain bottom..... | 5 00 |
| 33054 | 2285 | Presser Foot with 171b (tube) for five strips..... | 5 00 |
| 33064 | — | “ “ “ “ (strip folding) leaving out the first and second needles from the right hand side..... | 6 00 |
| 11235 | — | Shuttle Driver with two 445c..... | 9 00 |
| 11236 | — | Shuttle Race complete, Nos. 2049, 11173 or 11189, 11174 or 11194, 11190, 11191, 11193, 13326 or 13327, three 168b and four 756b..... | 21 50 |
| 11238 | — | Shuttle Spring Guide..... | 1 70 |
| 11222 | — | Thread Guide for side of arm..... | 1 05 |
| 11224 | — | “ Take-up Lever..... | 1 85 |
| 11155 | — | “ “ “ “ 11224 with 11202 and 11203..... | 2 20 |
| 11175 | 2232 | Throat Plate for 11225..... | 5 00 |
| 13358 | 2234 | “ “ “ “ 11225 for 13350..... | 5 00 |
| 13346 | 2232 | “ “ “ “ 13385..... | 5 00 |
| 13402 | 2234 | “ “ “ “ 13401 for 13350..... | 5 00 |
| 13449 | 2233 | “ “ “ “ 13448..... | 5 00 |
| 13450 | 2233 | “ “ “ “ 13385 for 13350..... | 5 00 |
| 13451 | 2234 | “ “ “ “ grooved for four reeds, for 11225..... | 5 00 |
| 13453 | 2233 | “ “ “ “ for understrip, for 13452..... | 5 50 |
| 13455 | 2235 | “ “ “ “ 13454..... | 5 00 |
| 13457 | 2235 | “ “ “ “ 13456..... | 5 00 |
| 13459 | 2236 | “ “ “ “ 13458..... | 5 00 |

PARTS COMPLETE FOR

No. 41-6 MACHINE.**SIX NEEDLES, SIX SHUTTLES.**

NOTE: When ordering parts for this Machine which differ in gauge or distance between seams, the gauge or distance between seams must be stated on all orders.

| No. | Plate | Name | Each |
|--------|-------|---|---------|
| *11185 | — | Arm with 11104..... | \$16 00 |
| 4389 | 492 | “ Dowel Pin..... | 02 |
| 8582 | 492 | “ “ “ (long)..... | 02 |
| 11119 | 2345 | “ Oil Tube (front of arm) with 29599..... | 06 |
| 29599 | 2345 | “ “ “ Packing (felt)..... | — |
| 4448 | 2345 | “ “ “ for intermediate bearing..... | 06 |
| 123e | 493 | “ Screw..... | 06 |
| 748e | 493 | “ “ (long)..... | 08 |
| 11197 | 483 | “ Shaft..... | 1 50 |
| 13393 | 485 | “ “ Bushing (back)..... | 25 |
| 446c | 494 | “ “ “ “ Set Screw..... | 03 |
| *11104 | — | “ “ “ “ (front)..... | 20 |
| 144b | 493 | “ “ Screw..... | 08 |
| 12480 | 486 | “ Side Cap..... | 05 |
| 219 | 493 | “ “ “ Screw..... | 02 |
| 11207 | — | “ Spool Bracket..... | 1 10 |
| 11209 | — | “ “ “ “ 11207 with six each 190b, 11211 and 13321..... | 2 50 |
| 13321 | 2345 | Arm Spool Bracket Spool Pin..... | 10 |
| 11241 | 486 | “ “ “ “ Washer (cloth)..... | 25 |
| 159b | 493 | Arm Spool Bracket Screw..... | 03 |
| 11211 | 486 | “ “ “ “ Thread Eyelet..... | 10 |
| 190b | 493 | “ “ “ “ “ Screw..... | 03 |
| 11213 | — | “ Tension Bracket..... | 1 50 |
| 11214 | — | “ “ “ “ 11213 with six each 233b, 413, 446c, 1560c, 2103, 7336, 11139, 11205 and twelve 2102..... | 5 25 |
| 692b | 494 | Arm Tension Bracket Screw..... | 10 |
| 11108 | 485 | “ Top Cover..... | 10 |
| 107b | 493 | “ “ “ “ Screw..... | 03 |
| 11110 | 483 | Balance Wheel, 3 in. pulley, with 448c and 765c..... | 1 00 |
| 765c | 494 | Balance Wheel Position Screw..... | 05 |
| 448c | 494 | “ “ Set Screw..... | 03 |
| 11111 | 491 | “ “ Stop Latch..... | 30 |
| 11112 | 485 | “ “ “ “ Bracket..... | 1 00 |
| 692b | 494 | “ “ “ “ “ Screw..... | 10 |
| 11113 | 492 | “ “ “ “ “ Hinge Pin..... | 05 |
| 11114 | 491 | “ “ “ “ “ Spring..... | 03 |
| 190b | 493 | “ “ “ “ “ “ Screw..... | 03 |

No. 41-6 Machine Parts.

| No. | Plate | Name | Each |
|--------|-------|---|---------|
| *11215 | — | Bed | \$16 00 |
| 11116 | 491 | " Catch | 15 |
| 691 | 493 | " " Screw | 04 |
| 11118 | 2345 | " Frame Cushion (leather) | — |
| 744c | 494 | " " Hinge Screw | 15 |
| 1590c | 492 | " " " " Nut | 08 |
| 11117 | 2344 | " " complete, Nos. 11120, two each 744c, 1590c, 11118 and five wood screws 1 1/4 in. No. 12 | 3 00 |
| 11121 | 491 | Bed Latch Pin | 30 |
| 11122 | 491 | " " " Head | 20 |
| 2269 | 2345 | " " " Pin | 01 |
| 11124 | 491 | " " Spring | 03 |
| 11120 | 491 | " " complete, Nos. 2269, 11121, 11122 and 11124 | 55 |
| 11125 | 2344 | Bed Side Cover | 75 |
| 11126 | 491 | " " " Ferrule | 10 |
| 376E | 493 | " " " " Screw | 05 |
| 11261 | 489 | " Slide | 40 |
| 11217 | 483 | Crank Connecting Rod | 1 00 |
| *11220 | — | " " " Cap | — |
| 145E | 493 | " " " " Screw | 04 |
| 565c | 493 | " " " Hinge Screw | 12 |
| 1513c | 494 | " " " " Nut | 05 |
| 11129 | — | Face Plate | 1 00 |
| 13447 | 483 | " " 11129 with 11154 and five 401E | 1 60 |
| 190D | 493 | " " Screw | 03 |
| 11223 | 486 | Feed Bar | 1 50 |
| 11226 | 486 | " " Hinge Pin | 10 |
| 442c | 494 | " " " " Set Screw | 03 |
| 11228 | 2237 | Feed Dog | 2 25 |
| 13360 | 2238 | " " | 2 25 |
| 13399 | 2237 | " " | 2 25 |
| 13460 | 2236 | " " | 2 25 |
| 190D | 493 | " " Screw | 03 |
| 11133 | 485 | " Eccentric with 446c | 40 |
| 11135 | 483 | " " Connection | 1 25 |
| *11136 | — | " " " Cap | — |
| 145E | 493 | " " " " Screw | 04 |
| 697c | 494 | " " " " Stud | 35 |
| 389 | 493 | " " " " Cap Screw | 04 |
| 11137 | 491 | " " " " " " Washer | 10 |
| 1518E | 494 | Feed Eccentric Connection Stud Nut | 04 |
| 2018 | 491 | " " " " " Washer | 01 |
| 446c | 494 | " " " Set Screw | 03 |
| 11230 | 483 | Feed Lifting Rock Shaft with two 1813 | 1 50 |
| 13370 | — | " " " " 11230 with 11141 | 2 25 |
| 11141 | 485 | " " " " Crank (forked) with two 453c | 75 |

No. 41-6 Machine Parts.

| No. | Plate | Name | Each |
|-------|-------|---|-------|
| 453c | 494 | Feed Lifting Rock Shaft Crank Set Screw | \$ 02 |
| 1813 | 494 | " " " " Roller and Stud | 20 |
| 304c | 494 | " " " " Screw Centre | 06 |
| 1513c | 494 | " " " " " " Nut | 05 |
| 11231 | 483 | Feed Rock Shaft with two 412c | 1 35 |
| 13371 | — | " " " 11231 with 11145 | 2 35 |
| 11145 | 485 | " " " Regulator Crank with 445c | 1 00 |
| 445c | 494 | " " " " " Set Scr. | 03 |
| 304c | 494 | " " " " Screw Centre | 06 |
| 1513c | 494 | " " " " " Nut | 05 |
| 11232 | 485 | Needle Bar (hollow) | 1 25 |
| 11148 | 488 | " " Connecting Link with 794E | 50 |
| 794E | 493 | " " " " Adjusting Ser | 05 |
| 11234 | 488 | " " " Stud with 155c | 35 |
| 155c | 493 | " " " " " Set Screw | 03 |
| 11199 | 485 | " " Crank | 40 |
| 3012 | 492 | " " " Pin | 01 |
| 11237 | 488 | " " Guide with 400 and 456c | 50 |
| 400 | 493 | " " " Adjusting Screw | 02 |
| 11154 | 488 | " " " Plate | 60 |
| 401E | 493 | " " " " Screw | 02 |
| 456c | 494 | " " " " Set Screw | 02 |
| 776E | 493 | " " Plug Screw | 08 |
| 11239 | — | Needle Clamp with six 460 | 4 50 |
| 2269 | 2345 | " " Pin | 01 |
| 460 | 491 | " Set Screw | 02 |
| 11249 | 485 | Oscillating Rock Shaft with 11254 | 1 75 |
| 11164 | 485 | " " " Hinge Pin | 50 |
| 446c | 491 | " " " " " Set Scr. | 03 |
| 11254 | 486 | " " " Oil Pad | 01 |
| 11242 | 483 | Oscillating Shaft | 60 |
| 13324 | — | " " Crank | 50 |
| 13416 | 2345 | " " " 13324 with 453c, 1513c and 5868 | 1 15 |
| 2117 | 492 | Oscillating Shaft Crank Pin | 01 |
| 453c | 494 | " " " Set Screw | 02 |
| 9119 | 2345 | " " " Slide Block | 35 |
| 190D | 493 | " " " " " Cap | 03 |
| 5968 | 488 | Oscillating Shaft Crank Slide Block Cap Screw Washer | 02 |
| 1054c | 493 | Oscillating Shaft Crank Slide Block Screw Stud | 20 |
| 1513c | 494 | Oscillating Shaft Crank Slide Block Screw Stud Nut | 05 |
| 5868 | 2345 | Oscillating Shaft Crank Slide Block 9119 with 190c, 1054c and 5968 | 60 |
| 11166 | 485 | Presser Bar | 40 |
| 2062 | 485 | " " Lifter | 20 |
| 689c | 493 | " " " Screw | 10 |
| 1520E | 494 | " " " " Nut | 03 |

| No. | Plate | Name | Each |
|--------|-------|---|------|
| 11167 | 486 | Presser Bar Spring | 05 |
| 11168 | 488 | " " " Bracket with 453c | 35 |
| 453c | 494 | " " " " Set Screw | 02 |
| 11170 | 488 | " " " Washer | 01 |
| 11255 | 2311 | Presser Foot with 171b, for general work | 2 75 |
| 11256 | 2309 | " " " " (tube) | 4 75 |
| 13404 | 2312 | " " " " (strip folding) | 6 75 |
| 13405 | 2309 | " " " " (tube) for five reeds | 5 25 |
| 33036 | 2304 | " " " " (hinged) for strip folding | 7 50 |
| 33037 | 2314 | Presser Foot with 171b, for cording, for covering three cords with three strips | 6 00 |
| 33038 | 2310 | Presser Foot with 171b (hinged) for general work | 4 75 |
| 33039 | 2308 | Presser Foot with 171b (hinged) for braiding | 6 00 |
| 33040 | 2306 | " " " " for braiding, for stitching the braid on the left hand edge | 5 00 |
| 33041 | 2314 | Presser Foot with 171b (tube) for three strips | 5 00 |
| 33042 | 2305 | Presser Foot with 171b (tube) leaving out the first needle from the right hand side | 4 50 |
| 33043 | 2307 | Presser Foot with 171b (hinged, tube) | 6 75 |
| 33044 | 2297 | " " " (tube) for double strips, for two reeds, grooved between the second needle from the left hand side and the third needle from the right hand side, for steel, leaving out the third needle from the left hand side and the first needle from the right hand side | 5 00 |
| 33045 | 2297 | Presser Foot with 171b (tube) for double strips, for four reeds, plain bottom, leaving out the first needle from the right hand side | 5 25 |
| 33046 | 2305 | Presser Foot with 171b (tube) for double strips, for two reeds between the first and second needles from the left hand side and the first and second needles from the right hand side | 5 50 |
| 33049 | 2310 | Presser Foot with 171b (tube) for four reeds, plain bottom, leaving out the first needle from the right hand side | 5 00 |
| 171b | 493 | Presser Foot Clamping Screw | 03 |
| 688E | 494 | Pressure Regulating Thumb Screw | 25 |
| *11180 | --- | Shuttle Body for 11177 | 1 75 |
| *11181 | --- | " " " 11178 | 1 75 |
| *11182 | --- | " " " 11179 | 1 75 |
| *13411 | --- | " " " 13410 | 1 75 |
| *13420 | --- | " " " 13339 | 1 75 |
| *13421 | --- | " " " 13378 | 1 75 |

| No. | Plate | Name | Each |
|-------|-------|--|-------|
| 11183 | 2346 | Shuttle Cover for 11177 and 11178 | \$ 30 |
| 13338 | 2346 | " " " 11179 | 30 |
| 13412 | 2347 | " " " 13410 | 30 |
| 13422 | 2347 | " " " 13339 and 13378 | 30 |
| 11184 | 2346 | " " " Hinge Pin | 01 |
| 749 | 2346 | Shuttle Tension Regulating Screw for 11177, 11178, 13339 and 13378 | 05 |
| 768 | 2346 | Shuttle Tension Regulating Screw for 11179 and 13410 | 02 |
| 11196 | 2346 | Shuttle Tension Spring for 11177 | 15 |
| 11277 | 2346 | " " " " 11178 and 11179 | 15 |
| 13392 | 2347 | " " " " 13339 and 13410 | 15 |
| 13423 | 2347 | " " " " 13378 | 15 |
| 11177 | 2346 | Shuttle, 2 $\frac{1}{8}$ in. diam. (thick) right hand, complete, Nos. 749, 11180, 11183, 11184 and 11196, for $\frac{3}{2}$ in. gauge and above | 2 00 |
| 11178 | 2346 | Shuttle, 2 $\frac{1}{8}$ in. diam. (flush back) right hand, complete, Nos. 749, 11181, 11183, 11184 and 11277, for $\frac{1}{4}$ in. and $\frac{1}{4}$ in. gauge | 2 00 |
| 11179 | 2346 | Shuttle, 2 $\frac{1}{8}$ in. diam. (thin) right hand, complete, Nos. 768, 11182, 11184, 11277 and 13338, for $\frac{3}{8}$ in. to $\frac{1}{2}$ in. gauge | 2 00 |
| 13339 | 2347 | Shuttle, 2 $\frac{1}{8}$ in. diam. (flush back) left hand, complete, Nos. 749, 11184, 13392, 13420 and 13422 | 2 00 |
| 13378 | 2347 | Shuttle, 2 $\frac{1}{8}$ in. diam. (thick) left hand, complete, Nos. 749, 11184 and 13421 to 13423 | 2 00 |
| 13410 | 2347 | Shuttle, 2 $\frac{1}{8}$ in. diam. (thin) left hand, complete, Nos. 768, 11184, 13392, 13411 and 13412 | 2 00 |
| 11257 | --- | Shuttle Driver with two 445c | 10 00 |
| 2117 | 492 | " " Pin | 01 |
| 445c | 494 | " " Set Screw | 03 |
| 11187 | 492 | " " Supporting Shaft | 25 |
| 2049 | 488 | " " " " Pin | 01 |
| 11189 | 487 | Shuttle Race Hinge Pin (2 $\frac{1}{2}$ in. long) | 05 |
| 11173 | 487 | " " " " (2 $\frac{3}{4}$ " ") | 05 |
| 11259 | 487 | " " " " (2 $\frac{3}{4}$ " ") | 08 |
| 11190 | 487 | " " " Plate | 75 |
| 2049 | 488 | " " " " Pin | 01 |
| 168b | 493 | " " " " Screw | 04 |
| 11192 | 488 | " " Latch Pin | 40 |
| 1597b | 494 | " " " " Lock Nut | 04 |
| 11124 | 491 | " " " " Spring | 03 |
| 11193 | 488 | " " " " Steady Pin, per 100 | 10 |
| 1598b | 492 | " " " " Thumb Nut | 10 |
| 11191 | 488 | " " " " complete, No. 11192 with 1598b, 11124 and two 1597b | 60 |

No. 41-6 Machine Parts.

| No. | Plate | Name | Each |
|-------|-------|---|-------|
| 11194 | 490 | Shuttle Race Loop Separator (2 in. wide)... | 40 |
| 11174 | 486 | " " " " (2 1/4 in. wide) | 40 |
| 11260 | 490 | " " " " (2 1/4 " ") | 80 |
| 756D | 493 | " " " " Screw..... | 02 |
| 13326 | 490 | Shuttle Race Protector Plate (2 in. wide)... | 15 |
| 13327 | 486 | " " " " (2 1/4 in. wide) | 15 |
| 13328 | 490 | " " " " (2 1/4 " ") | 25 |
| 756D | 493 | " " " " Screw..... | 02 |
| 11258 | — | Shuttle Race complete, Nos. 2049, either 11173, 11189 or 11259, either 11174, 11191 or 11260, 11190, 11191, 11193, either 13326, 13327 or 13328, three 168D and four 756D. | 23 00 |
| 129E | 493 | Shuttle Race Screw..... | 04 |
| 438G | 494 | " " Set Screw..... | 06 |
| 11263 | — | " Spring Guide..... | 1 80 |
| 233D | 493 | " " " Screw..... | 02 |
| 2102 | 492 | Tension Disc..... | 05 |
| 1560G | 494 | " Regulating Thumb Nut..... | 04 |
| 413 | 494 | " Screw Stud..... | 10 |
| 2103 | 492 | " Spring..... | 03 |
| 11264 | — | Thread Guide for side of arm..... | 1 20 |
| 207 | 493 | " " Screw..... | 02 |
| 11149 | 488 | " Take-up Crank..... | 80 |
| 3094 | 492 | " " " Wedge..... | 10 |
| 690E | 493 | " " " " Screw..... | 05 |
| 11265 | — | " " Lever..... | 1 95 |
| 775E | 493 | " " " Cap Screw..... | 06 |
| 11202 | 492 | " " " Hinge Pin..... | 05 |
| 11203 | — | " " " Link..... | 25 |
| 11204 | 492 | " " " " Hinge Pin.... | 15 |
| 446G | 494 | " " " " " " Set Screw..... | 03 |
| 11266 | — | Thread Take-up Lever 11265 with 11202 and 11203..... | 2 30 |
| 11139 | 492 | Thread Take-up Spring..... | 03 |
| 7336 | 492 | " " " " Regulator..... | 25 |
| 446G | 494 | " " " " " Set Screw | 03 |
| 11205 | 492 | " " " " Thread Eyelet..... | 03 |
| 233D | 493 | " " " " " Screw | 02 |
| 11262 | 2237 | Throat Plate for 11228..... | 5 50 |
| 13361 | 2238 | " " " " 13360..... | 5 50 |
| 13400 | 2237 | " " " " 13399..... | 5 50 |
| 13461 | 2236 | " " " " 13460..... | 5 50 |
| 691 | 493 | " " " " Screw..... | 04 |
| 13319 | 495 | Drip Pan with two 13320 and six 1 in. wire nails..... | 50 |
| 13320 | 495 | Drip Pan Slide..... | 15 |

No. 41-7 MACHINE.

SEVEN NEEDLES, SEVEN SHUTTLES.

The parts of this Machine are the same as used on the 41-6 Machine, with the exception of those affected by the addition of the extra Needle and Shuttle, as follows:

NOTE:—When ordering parts for this Machine which differ in gauge or distance between seams, the gauge or distance between seams must be stated on all orders.

| No. | Plate | Name | Each |
|-------|-------|---|--------|
| 11267 | — | Arm Spool Bracket..... | \$1 15 |
| 11268 | — | " " " " 11267 with seven each 190D, 11211 and 13321..... | 2 75 |
| 11269 | — | Arm Tension Bracket..... | 1 65 |
| 11270 | — | " " " " 11269 with seven each 233D, 413, 446G, 1560G, 2103, 7336, 11139 11205 and fourteen 2102..... | 6 00 |
| 11271 | 2239 | Feed Dog..... | 2 50 |
| 13428 | 2238 | " " " "..... | 2 50 |
| 33060 | 2342 | " " " "..... | 2 50 |
| 11272 | — | Needle Clamp with seven 460..... | 5 00 |
| 11273 | 2316 | Presser Foot with 171D, for general work .. | 3 00 |
| 11274 | 2315 | " " " " (tube)..... | 5 00 |
| 33047 | 2313 | " " " " (strip folding) leav- ing out the first, second and third needles from the left hand side..... | 6 25 |
| 11275 | — | Shuttle Driver with two 445C..... | 11 00 |
| 11276 | — | Shuttle Race complete, Nos. 2049, either 11173, 11189 or 11259, either 11174, 11194 or 11260, 11190, 11191, 11193, either 13326, 13327 or 13328, three 168D and four 756D. | 24 50 |
| 11279 | — | Shuttle Spring Guide..... | 1 90 |
| 11280 | — | Thread Guide for side of arm..... | 1 35 |
| 11281 | — | " Take-up Lever..... | 2 05 |
| 11282 | — | " " " " 11281 with 11202 and 11203..... | 2 40 |
| 11278 | 2239 | Throat Plate for 11271..... | 6 00 |
| 13429 | 2238 | " " " " 13428..... | 6 00 |
| 33061 | 2342 | " " " " 33060..... | 6 00 |

No. 41-8 MACHINE.

EIGHT NEEDLES, EIGHT SHUTTLES.

The parts of this Machine are the same as used on the 41-6 Machine, with the exception of those affected by the addition of the extra Needles and Shuttles, as follows:

NOTE:—When ordering parts for this Machine which differ in gauge or distance between seams, the gauge or distance between seams must be stated on all orders.

| No. | Plate | Name | Each |
|-------|-------|---|--------|
| 11283 | --- | Arm Spool Bracket..... | \$1 20 |
| 11284 | --- | “ “ “ 11283 with eight each | |
| | | 190b, 11311 and 13321..... | 3 00 |
| 11285 | --- | Arm Tension Bracket..... | 1 75 |
| 11286 | --- | “ “ “ 11285 with eight each | |
| | | 233b, 413, 446c, 1560c, 2103, 7336, 11139, 11205 and sixteen 2102..... | 6 75 |
| 11287 | 2239 | Feed Dog..... | 2 75 |
| 13438 | 2240 | “ “..... | 2 75 |
| 11288 | --- | Needle Clamp with eight 460..... | 5 50 |
| 11289 | 2319 | Presser Foot with 171b, for general work... | 3 25 |
| 11290 | 2317 | “ “ “ “ (tube)..... | 5 25 |
| 33048 | 2320 | “ “ “ “ (hinged) for general work..... | 5 25 |
| 33050 | 2318 | Presser Foot with 171b (tube) for four strips | 5 50 |
| 11291 | --- | Shuttle Driver with two 445c..... | 12 00 |
| 11292 | --- | Shuttle Race complete, Nos. 2049, either 11173, 11189 or 11259, either 11174, 11194 or 11260, 11190, 11191, 11193, either 13326, 13327 or 13328, three 168b and four 756b..... | 26 00 |
| 11295 | --- | Shuttle Spring Guide..... | 2 00 |
| 11296 | --- | Thread Guide for side of arm..... | 1 50 |
| 11297 | --- | “ Take-up Lever..... | 2 15 |
| 11298 | --- | “ “ “ 11297 with 11202 and 11203..... | 2 50 |
| 11294 | 2239 | Throat Plate for 11287..... | 6 50 |
| 13439 | 2240 | “ “ “ 13438..... | 6 50 |

No. 41-9 MACHINE.

NINE NEEDLES, NINE SHUTTLES.

The parts of this Machine are the same as used on the 41-6 Machine, with the exception of those affected by the addition of the extra Needles and Shuttles, as follows:

NOTE:—When ordering parts for this Machine which differ in gauge or distance between seams, the gauge or distance between seams must be stated on all orders.

| No. | Plate | Name | Each |
|-------|-------|--|--------|
| 11299 | --- | Arm Spool Bracket..... | \$1 20 |
| 11300 | --- | “ “ “ 11299 with nine each | |
| | | 190b, 11211 and 13321..... | 3 25 |
| 11301 | --- | Arm Tension Bracket..... | 1 85 |
| 11302 | --- | “ “ “ 11301 with nine each | |
| | | 233b, 413, 446c, 1560c, 2103, 7336, 11139, 11205 and eighteen 2102..... | 7 50 |
| 11303 | 2240 | Feed Dog..... | 3 00 |
| 11304 | --- | Needle Clamp with nine 460..... | 6 00 |
| 11305 | 2321 | Presser Foot with 171b, for general work... | 3 50 |
| 11306 | 2322 | “ “ “ “ (tube)..... | 5 50 |
| 11307 | --- | Shuttle Driver with two 445c..... | 13 00 |
| 11308 | --- | Shuttle Race complete, Nos. 2049, either 11173, 11189 or 11259, either 11174, 11194, or 11260, 11190, 11191, 11193, either 13326, 13327 or 13328, three 168b and four 756b..... | 27 50 |
| 11311 | --- | Shuttle Spring Guide..... | 2 10 |
| 11312 | --- | Thread Guide for side of arm..... | 1 65 |
| 11313 | --- | “ Take-up Lever..... | 2 25 |
| 11314 | --- | “ “ “ 11313 with 11202 and 11203..... | 2 60 |
| 11310 | 2240 | Throat Plate for 11303..... | 7 00 |

No. 41-10 MACHINE.

TEN NEEDLES, TEN SHUTTLES.

The parts of this Machine are the same as used on the 41-6 Machine, with the exception of those affected by the addition of the extra Needles and Shuttles, as follows:

NOTE:—When ordering parts for this Machine which differ in gauge or distance between seams, the gauge or distance between seams must be stated on all orders.

| No. | Plate | Name | Each |
|-------|-------|---|--------|
| 11315 | — | Arm Spool Bracket..... | \$1 25 |
| 11316 | — | “ “ “ 11315 with ten each 190b, 11211 and 13321..... | 3 50 |
| 11317 | — | Arm Tension Bracket..... | 1 95 |
| 11318 | — | “ “ “ 11317 with ten each 233b, 413, 446c, 1560c, 2103, 7336, 11139, 11205 and twenty 2102..... | 8 25 |
| 11319 | 2241 | Feed Dog..... | 3 25 |
| 11320 | — | Needle Clamp with ten 460..... | 6 50 |
| 11321 | 2324 | Presser Foot with 171b, for general work.. | 3 75 |
| 11322 | 2325 | “ “ “ “ (tube)..... | 5 75 |
| 33051 | 2326 | “ “ “ “ “ for five strips.. | 6 00 |
| 33052 | 2323 | “ “ “ “ “ with five flat grooves, for strips..... | 5 75 |
| 11323 | — | Shuttle Driver with two 445c..... | 14 00 |
| 11324 | — | Shuttle Race complete, Nos. 2049, 11190, 11191, 11193, 11259, 11260, 13328, three 168b and four 756b..... | 29 00 |
| 11327 | — | Shuttle Spring Guide..... | 2 20 |
| 11328 | — | Thread Guide for side of arm..... | 1 80 |
| 11329 | — | “ Take-up Lever..... | 2 35 |
| 11330 | — | “ “ “ 11329 with 11202 and 11203..... | 2 70 |
| 11326 | 2241 | Throat Plate for 11319..... | 7 50 |

No. 41-11 MACHINE.

ELEVEN NEEDLES, ELEVEN SHUTTLES.

The parts of this Machine are the same as used on the 41-6 Machine, with the exception of those affected by the addition of the extra Needles and Shuttles, as follows:

NOTE:—When ordering parts for this Machine which differ in gauge or distance between seams, the gauge or distance between seams must be stated on all orders.

| No. | Plate | Name | Each |
|-------|-------|---|--------|
| 11331 | — | Arm Spool Bracket..... | \$1 25 |
| 11332 | — | “ “ “ 11331 with eleven each 190b, 11211 and 13321..... | 3 75 |
| 11333 | — | Arm Tension Bracket..... | 2 05 |
| 11334 | — | “ “ “ 11333 with eleven each 233b, 413, 446c, 1560c, 2103, 7336, 11139, 11205 and twenty-two 2102..... | 9 00 |
| 11335 | 2241 | Feed Dog..... | 3 50 |
| 11336 | — | Needle Clamp with eleven 460..... | 7 00 |
| 11337 | 2327 | Presser Foot with 171b, for general work.. | 4 00 |
| 11338 | 2328 | “ “ “ “ (tube)..... | 6 00 |
| 11339 | — | Shuttle Driver with two 445c..... | 15 00 |
| 11340 | — | Shuttle Race complete, Nos. 2049, 11190, 11191, 11193, 11259, 11260, 13328, three 168b and four 756b..... | 30 50 |
| 11343 | — | Shuttle Spring Guide..... | 2 30 |
| 11344 | — | Thread Guide for side of arm..... | 1 95 |
| 11345 | — | “ Take-up Lever..... | 2 45 |
| 11346 | — | “ “ “ 11345 with 11202 and 11203..... | 2 80 |
| 11342 | 2241 | Throat Plate for 11335..... | 8 00 |

No. 41-12 MACHINE.

TWELVE NEEDLES, TWELVE SHUTTLES.

The parts of this Machine are the same as used on the 41-6 Machine, with the exception of those affected by the addition of the extra Needles and Shuttles, as follows:

NOTE:—When ordering parts for this Machine which differ in gauge or distance between seams, the gauge or distance between seams must be stated on all orders.

| No. | Plate | Name | Each |
|-------|-------|--|--------|
| 11347 | — | Arm Spool Bracket..... | \$1 25 |
| 11348 | 484 | “ “ “ 11347 with twelve each 190b, 11211 and 13321 | 4 00 |
| 11349 | — | Arm Tension Bracket..... | 2 20 |
| 11350 | 484 | “ “ “ 11349 with twelve each 233b, 413, 446c, 1560c, 2163, 7330, 11139, 11205 and twenty-four 2102..... | 9 75 |
| 13301 | 489 | Feed Dog..... | 3 75 |
| 13302 | 489 | Needle Clamp with twelve 460 | 7 50 |
| 13303 | 489 | Presser Foot with 171b, for general work... | 4 25 |
| 13304 | 2329 | “ “ “ “ (tube)..... | 6 25 |
| 33053 | 2330 | “ “ “ “ for double strip folding, leaving out the first and second needles from the left hand side and the first and sixth needles from the right hand side..... | 7 50 |
| 13305 | 487 | Shuttle Driver with two 445c..... | 16 00 |
| 13306 | 487 | Shuttle Race complete, Nos. 2049, 11190, 11191, 11193, 11259, 11260, 13328, three 168b and four 756b..... | 32 00 |
| 13313 | 487 | Shuttle Spring Guide..... | 2 40 |
| 13314 | 490 | Thread Guide for side of arm..... | 2 10 |
| 13315 | — | “ Take-up Lever..... | 2 55 |
| 13316 | 490 | “ “ “ 13315 with 11202 and 11203 | 2 90 |
| 13312 | 489 | Throat Plate for 13301 | 8 50 |

ATTACHMENTS AND ACCESSORIES.

| No. | Plate | Name | Each |
|-------|-------|-------------------------------------|-------|
| 13374 | 2345 | Cop Insertor Centering Guide..... | \$ 20 |
| 13375 | 2348 | “ “ Handle (wood)..... | 08 |
| 13376 | 2345 | “ “ Presser..... | 50 |
| 13377 | 2345 | “ “ “ Spring | 03 |
| 13373 | 2348 | “ “ complete, Nos. 13374 to 13377. | 75 |
| 25955 | 2348 | Oiler with 25956..... | 15 |
| 25956 | 2348 | “ Spout, 8½ in. long | 07 |
| 26026 | 2348 | Screw Driver (machine)..... | 10 |
| 26485 | 2348 | “ “ (shuttle tension)..... | 05 |
| 10874 | 2348 | Tweezers, 4 in. long..... | 10 |
| 11140 | 486 | Wrench for 1513, 1518 and 1597..... | 20 |
| 8908 | 486 | “ “ 1520..... | 08 |

QUILTER.

| No. | Plate | Name | Each |
|-------|-------|--|-------|
| 26882 | 2349 | Quilter Clamp with two 202, for 26884..... | \$ 60 |
| 202 | 493 | “ “ Set Screw..... | 02 |
| 26883 | 2349 | “ Gauge for 26884..... | 40 |
| 202 | 493 | “ “ Set Screw..... | 02 |
| 26884 | 2349 | “ complete, Nos. 26882 and 26883.... | 1 00 |

STRIP FOLDERS.

| No. | Plate | Name | Each |
|-------|-------|-------------------------------------|--------|
| 26885 | 2349 | Strip Folder..... | \$3 00 |
| 26886 | 2349 | “ “ with two guides, for steels.... | 2 75 |

UNDER STRIP GUIDE (Adjustable).

| No. | Plate | Name | Each |
|-------|-------|---|------|
| 13347 | 2349 | Under Strip Guide (right)..... | \$ — |
| 13348 | 2349 | “ “ “ (left)..... | — |
| 13349 | 2349 | “ “ “ Plate..... | — |
| 337b | 493 | “ “ “ Screw..... | 02 |
| 13350 | — | “ “ “ (adjustable) complete, Nos. 13347 to 13349 and two 337b..... | 3 00 |

TAPE HOLDERS.

TAPE HOLDER (10 in. Disc.)

FOR ONE LARGE ROLL OF TAPE.

| No. | Plate | Name | Each |
|-------|-------|--|------|
| 26066 | 989 | Bracket Wire..... | \$ - |
| 26067 | — | " " 26066 with 26068 and 26072.. | 60 |
| 26068 | 989 | Disc | 15 |
| 26069 | 989 | " Hub..... | — |
| 26070 | — | " " Rivet..... | — |
| 26071 | — | " 26068 with 26069 and three 26070..... | 40 |
| 26064 | 2348 | Foot with 736D and three wood screws 1 in. No. 12..... | 20 |
| 736D | 494 | Foot Screw..... | 10 |
| 26072 | 989 | Tape Guide | — |
| 26073 | 492 | Tension Adjusting Collar with 286D..... | 15 |
| 286D | 493 | " " " " Thumb Screw.... | 10 |
| 13211 | 492 | " " " " Spring..... | 02 |
| 26074 | 989 | Tape Holder complete, Nos. 13211, 26067, 26071 and 26073 | 1 25 |
| 26343 | — | Tape Holder 26074 with 26064..... | 1 45 |
| 736D | 494 | " " " " Screw for 41-3 to 41-5 Machines | 10 |
| 168D | 493 | " " " " " 41-6 " 41-12 " " | 04 |

TAPE HOLDER, Double (6 in. and 8 in. Discs.)

FOR ONE SMALL AND ONE LARGE ROLL OF TAPE.

| No. | Plate | Name | Each |
|-------|-------|--|------|
| 26910 | 2341 | Bracket Wire for 26911..... | \$ - |
| 26911 | — | " " 26910 with 26914 and 26918.. | 60 |
| 26912 | 2341 | " " " " for 26913..... | — |
| 26913 | — | " " 26912 with 26915 and 26919.. | 60 |
| 26914 | 2341 | Disc (6 in.)..... | 15 |
| 26915 | 2341 | " (8 ")..... | 15 |
| 26069 | 989 | " Hub | — |
| 26070 | — | " " Rivet..... | — |
| 26916 | 2341 | " 26914 with 26069 and three 26070..... | 40 |
| 26917 | 2341 | " 26915 " " " " " " " " | 40 |
| 26064 | 2348 | Foot with 736D and three wood screws 1 in. No. 12..... | 20 |
| 736D | 494 | Foot Screw..... | 10 |
| 26918 | 2341 | Tape Guide for 26911..... | — |
| 26919 | 2341 | " " " 26913..... | — |
| 26920 | 2341 | " Separating Disc (8 in.)..... | 15 |

Tape Holders.

31

| No. | Plate | Name | Each |
|-------|-------|--|-------|
| 26073 | 492 | Tension Adjusting Collar with 286D..... | \$ 15 |
| 286D | 493 | " " " " Thumb Screw.... | 10 |
| 13211 | 492 | " " " " Spring..... | 02 |
| 26921 | 2341 | Tape Holder (double) complete, Nos. 26911, 26913, 26916, 26917 and two each 13211 and 26073..... | 2 30 |
| 26922 | — | Tape Holder 26921 with 26064..... | 2 50 |
| 736D | 494 | " " " " Screw for 41-3 to 41-5 Machines | 10 |
| 168D | 493 | " " " " " 41-6 " 41-12 " " | 04 |

KNEE LIFTER PARTS.

(POWER TABLE.)

| No. | Plate | Name | Each |
|-------|-------|---|-------|
| 13308 | 486 | Bell Crank with 445C and 12232..... | \$ 25 |
| 13309 | 486 | " " " " Hinge Bracket..... | 50 |
| 135D | 493 | " " " " " Screw..... | 05 |
| 2932 | 486 | " " " " Pin..... | 08 |
| 445C | 494 | " " " " Set Screw..... | 03 |
| 13311 | 492 | " " " " Spring..... | 05 |
| 12237 | 495 | Lifting Lever with 448C..... | 25 |
| 12239 | 485 | " " " " Connecting Rod..... | 10 |
| 76D | 493 | " " " " " Hinge Screw | 06 |
| 12232 | 492 | " " " " " Stud..... | 03 |
| 802D | 494 | " " " " Hinge Screw..... | 10 |
| 12241 | 492 | " " " " Link..... | 10 |
| 766D | 493 | " " " " Hinge Screw..... | 05 |
| 12240 | 492 | " " " " Pin..... | 05 |
| 448C | 494 | " " " " Set Screw..... | 03 |
| 2763 | 495 | Rock Shaft..... | 10 |
| 2764 | 495 | " " " " Hanger with two wood screws 1 in. No. 10..... | 08 |
| 2765 | 495 | Rock Shaft Knee Arm..... | 10 |
| 2768 | — | " " " " 2765 with 2766 & 2767 | 40 |
| 2766 | 495 | " " " " " Hub with 356C..... | 15 |
| 356C | 494 | " " " " " " Set Screw..... | 06 |
| 2767 | 495 | " " " " " Plate with 356C..... | 18 |
| 356C | 494 | " " " " " " Set Screw..... | 06 |
| 6337 | 495 | " " " " Lifting Bracket with two 356C. | 20 |
| 12243 | 495 | " " " " " Hook..... | 15 |
| 356C | 494 | " " " " " " Set Ser.. | 06 |
| 356C | 494 | " " " " " " Set Screw.... | 06 |
| 2770 | 495 | " " " " Stop Dog with 356C..... | 12 |
| 356C | 494 | " " " " " " Set Screw..... | 06 |
| 13317 | 495 | " " " " complete, No. 2763 with 2768, 2770, 6337, 12243 and two 2764..... | 1 00 |
| 13318 | — | Knee Lifter complete, Nos. 76D, 766D, 802D, 2932, 12237, 12239 to 12241, 13308, 13309, 13311, 13317 and two 135D..... | 2 50 |

UNDER DRIVER.

LEVER PRESSURE, RIGHT HAND (Oil Controlling Pulley).

| No. | Plate | Name | Each |
|-------|-------|---|------|
| 27508 | 362 | Belt Guard..... | 08 |
| 3560 | 494 | " " Screw..... | 06 |
| 2018 | 1101 | " " Washer..... | 01 |
| 27509 | 362 | Cone Pulley, three speed, 2½ in., 3½ in. and 5¼ in. diam., with 27473..... | 60 |
| 27473 | 1101 | Cone Pulley Centre Bearing..... | 08 |
| 27474 | 363 | Dress Guard (right hand)..... | 08 |
| 138E | 1101 | " " Screw..... | 05 |
| 27630 | 362 | Driving Pulley, 6 in. diam., with 955c, 27476 and two 7958..... | 60 |
| 27476 | — | Driving Pulley Friction Ring (leather)..... | 05 |
| 7958 | 492 | " " " " Stop Pin..... | 01 |
| 27631 | 1101 | " " Hollow Stud with 27600..... | 15 |
| 27600 | 1101 | " " " " Position Stud..... | 02 |
| 3560 | 494 | " " " " Set Screw..... | 06 |
| 27632 | — | " " " " Wick..... | 01 |
| 27633 | — | " " " " Wire with 27632..... | 05 |
| 955c | 1101 | Driving Pulley Screw Centre Bearing..... | 08 |
| 7958 | 492 | " " " " Dowel Pin..... | 01 |
| 27634 | 362 | Frame..... | 60 |
| 27529 | 362 | Lever..... | 25 |
| 27483 | 1101 | " Brake Spring..... | 02 |
| 27497 | 1101 | " " Strip (leather)..... | 02 |
| 12178 | 1101 | " Centre Plug (wood)..... | 01 |
| 427E | 1101 | " " " Adjusting Screw..... | 08 |
| 15080 | 1101 | " " " " Nut..... | 06 |
| 27485 | 1101 | " Hinge Pin..... | 01 |
| 27635 | 362 | Oil Cup..... | 25 |
| 145E | 493 | " " Screw..... | 04 |
| 27070 | 363 | Shaft Driving Pulley, 10 in. diam., grooved, 1½ in. bore, sectional, with two 597c..... | 15 |
| 597c | 494 | Shaft Driving Pulley Clamping Screw..... | 08 |
| 27636 | 363 | Treadle..... | 30 |
| 9082 | 1101 | " Bearing Cotter Pin..... | 01 |
| 27637 | 362 | " Pitman Rod (lower)..... | 05 |
| 27638 | 1101 | " " " " Spring..... | 03 |
| 27639 | 362 | " " " " (upper)..... | 05 |
| 9079 | 362 | " " " Clamp with 354c..... | 12 |
| 354c | 1101 | " " " " Screw..... | 06 |
| 27640 | 362 | " " complete, Nos. 2762, 9079 and 27637 to 27639..... | 35 |
| 27642 | — | Treadle 27636 with 2878, 9082 and four wood screws 1 in. No. 16..... | 45 |

Under Driver.

88

| No. | Plate | Name | Each |
|-------|-------|---|-------|
| 2762 | 2345 | Treadle Stop Collar with 362..... | \$ 10 |
| 362 | 494 | " " " Set Screw..... | 05 |
| 2878 | 363 | " Stand..... | 15 |
| 27643 | — | Treadle and Pitman complete, Nos. 27640 and 27642..... | 80 |
| 27644 | — | Transmitter complete for 27645, Nos. 138E, 427E, 15080, 2018, 12178, 27474, 27483, 27485, 27497, 27508, 27509, 27529, 27630, 27631, 27633 to 27635, two each 145E, 3560 and four wood screws 1½ in. No. 16..... | 3 00 |
| 27645 | — | Under Driver, lever pressure, three speed, complete, Nos. 27070, 27643 and 27644..... | 4 00 |

OBSOLETE PARTS.

| No. | Plate | Name | Each |
|--------|-------|---|---------|
| *11101 | — | Arm with 11104, for 41-3 to 41-5 Machines..... | \$15 00 |
| 11103 | 483 | " Shaft for 41-3 to 41-5 Machines..... | 1 50 |
| 11244 | 2344 | " " " 11246 for 41-3 to 41-5 Machines..... | 1 50 |
| 11102 | 491 | Arm Side Cap..... | 10 |
| 13352 | 485 | " " "..... | 10 |
| 11105 | — | " Spool and Tension Bracket for 11106..... | 1 55 |
| 11106 | — | " " " " 11105 with three each 233D, 413, 446c, 1560c, 2103, 7336, 11107, 11139, 11205, 11241 and six 2102, for 41-3 Machine..... | 3 75 |
| 13329 | — | Arm Spool and Tension Bracket for two spools for 13330..... | 1 50 |
| 13330 | — | Arm Spool and Tension Bracket 13329 with two each 233D, 413, 446c, 1560c, 2103, 7336, 11107, 11139, 11205, 11241 and four 2102..... | 3 00 |
| 11123 | — | Bed Latch Pin Head Pin, use 2269..... | 01 |
| 11251 | 491 | Cop Inserter Centering Guide..... | — |
| 8250 | 491 | " " " " Spring..... | 02 |
| 337D | 493 | " " " " Stop Screw..... | 02 |
| 11252 | 483 | " " Handle (wood)..... | — |
| 11253 | 491 | " " Presser..... | — |
| 11250 | 483 | " " complete, Nos. 337D, 8250 and 11251 to 11253, use 13373..... | 50 |
| 11128 | 483 | Crank Connecting Rod for 41-3 to 41-5 Machines..... | 1 00 |
| *4349 | — | Crank Connecting Rod Cap for 11128..... | 15 |
| 11246 | 485 | Needle Bar Crank, small shaft hole, for 11244..... | 40 |
| 11157 | — | Needle Clamp Pin, use 2269..... | 01 |

| No. | Plate | Name | Each |
|-------|-------|--|--------|
| 11168 | 485 | Oscillating Rock Shaft with 11165, for 41-3 to 41-5 Machines..... | \$1 75 |
| 11165 | 492 | Oscillating Rock Shaft Oil Pad..... | 01 |
| 11158 | 483 | " Shaft for 41-3 to 41-5 Machines..... | 50 |
| 11159 | --- | " " Crank for 11160..... | 40 |
| 11160 | --- | " " " 11159 with 1518E and 1878, for 11161..... | 75 |
| 11161 | 485 | Oscillating Shaft Crank 11160 with two 453c, for 41-3 to 41-5 Machines..... | 80 |
| 11243 | --- | Oscillating Shaft Crank for 11247..... | 50 |
| 11247 | --- | " " " 11243 with 1513c and 1885, for 11248..... | 90 |
| 11248 | 483 | Oscillating Shaft Crank 11247 with two 453c, for 11242..... | 95 |
| 13325 | --- | Oscillating Shaft Crank 13324 with 1513c and 1885, for 13381..... | 90 |
| 13381 | --- | Oscillating Shaft Crank 13325 with two 453c, use 13416..... | 90 |
| 1878 | 494 | Oscillating Shaft Crank Roller and Screw Stud with 404b and 11162, for 11160..... | 35 |
| 404b | 493 | Oscillating Shaft Crank Roller Cap Screw for 1878..... | 02 |
| 11162 | 491 | Oscillating Shaft Crank Roller Cap Screw Washer for 1878..... | 03 |
| 1885 | 494 | Oscillating Shaft Crank Roller and Screw Stud with 190b, 1054 and 5968, for 11247 and 13325..... | 40 |
| 1513b | 494 | Oscillating Shaft Crank Roller and Screw Stud Nut for 1885..... | 05 |
| 1518E | 494 | Oscillating Shaft Crank Roller and Screw Stud Nut for 1878..... | 04 |
| 11201 | 2345 | Thread Take-up Lever Cap Screw Washer..... | 03 |

NUMERICAL LIST.

| No. | Plate | Name | Each |
|------|-------|---|-------|
| 76D | 493 | Lifting Lever Connecting Rod Hinge Screw for 13318..... | \$ 06 |
| 107D | 493 | Arm Top Cover Screw..... | 03 |
| 123E | 493 | " Screw..... | 06 |
| 129E | 493 | Shuttle Race Screw..... | 04 |
| 135D | 493 | Bell Crank Hinge Bracket Screw for 13318..... | 05 |
| 138E | 1101 | Dress Guard Screw for 27644..... | 05 |
| 144D | 493 | Arm Shaft Screw..... | 08 |
| 145E | 493 | Crank Connecting Rod Cap Screw..... | 04 |
| 145E | 493 | Feed Eccentric Connection Cap Screw..... | 04 |
| 145E | 493 | Oil Cup Screw for 27644..... | 04 |
| 155C | 493 | Needle Bar Connecting Stud Set Screw..... | 03 |
| 159D | 493 | Arm Spool Bracket Screw for 41-6 to 41-12 Machines..... | 03 |
| 168D | 493 | Shuttle Race Hinge Plate Screw..... | 04 |
| 168D | 493 | Tape Holder Screw for 41-6 to 41-12 Machines..... | 04 |
| 171D | 493 | Presser Foot Clamping Screw..... | 03 |
| 190D | 493 | Arm Spool Bracket Thread Eyelet Screw for 41-6 to 41-12 Machines..... | 03 |
| 190D | 493 | Balance Wheel Stop Latch Spring Screw..... | 03 |
| 190D | 493 | Face Plate Screw..... | 03 |
| 190D | 493 | Feed Dog Screw..... | 03 |
| 190D | 493 | Oscillating Shaft Crank Slide Block Cap Screw for 5868..... | 03 |
| 202 | 493 | Quilter Clamp Set Screw for 26882..... | 02 |
| 202 | 493 | " Gauge " " " "..... | 02 |
| 207 | 493 | Thread Guide Screw..... | 02 |
| 219 | 493 | Arm Side Cap Screw..... | 02 |
| 233D | 493 | Shuttle Spring Guide Screw..... | 02 |
| 233D | 493 | Thread Take-up Spring Thread Eyelet Screw..... | 02 |
| 286D | 493 | Tension Adjusting Collar Thumb Screw for 26073..... | 10 |
| 304C | 494 | Feed Lifting Rock Shaft Screw Centre..... | 06 |
| 304C | 494 | " Rock Shaft Screw Centre..... | 06 |
| 337D | 493 | Cop Insertor Centering Guide Stop Screw for 11250, obsolete..... | 02 |
| 337D | 493 | Under Strip Guide Screw for 13350..... | 02 |
| 354C | 1101 | Treadle Pitman Rod Clamp Screw for 9079..... | 06 |
| 356C | 494 | Belt Guard Screw for 27644..... | 06 |
| 356C | 494 | Driving Pulley Hollow Stud Set Screw for 27644..... | 06 |
| 356C | 494 | Rock Shaft Knee Arm Hub Set Screw for 2766..... | 06 |
| 356C | 494 | " " " Plate Set Screw for 2767..... | 06 |
| 356C | 494 | " " Lifting Bracket Hook Set Screw for 6337..... | 06 |
| 356C | 494 | Rock Shaft Lifting Bracket Set Screw for 6337..... | 06 |
| 356C | 494 | " " Stop Dog Set Screw for 2770..... | 06 |
| 362 | 494 | Treadle Stop Collar Set Screw for 2762..... | 05 |

Numerical List of Parts.

| No. | Plate | Name | Each |
|------|-------|--|-------|
| 376E | 493 | Bed Side Cover Ferrule Screw..... | \$ 05 |
| 389 | 493 | Feed Eccentric Connection Stud Cap Screw. | 04 |
| 400 | 493 | Needle Bar Guide Adjusting Screw..... | 02 |
| 401E | 493 | “ “ “ Plate Screw..... | 02 |
| 404D | 493 | Oscillating Shaft Crank Roller Cap Screw for 1878, obsolete..... | 02 |
| 413 | 494 | Tension Screw Stud..... | 10 |
| 427E | 1101 | Lever Centre Plug Adjusting Screw for 27644. | 08 |
| 438C | 494 | Shuttle Race Set Screw..... | 06 |
| 442O | 494 | Feed Bar Hinge Pin Set Screw..... | 03 |
| 445C | 494 | Bell Crank Set Screw for 13308..... | 03 |
| 445C | 494 | Feed Rock Shaft Regulator Crank Set Screw. | 03 |
| 445C | 494 | Shuttle Driver Set Screw..... | 03 |
| 446C | 494 | Arm Shaft Bushing (back) Set Screw..... | 03 |
| 446C | 494 | Feed Eccentric Set Screw..... | 03 |
| 446C | 494 | Oscillating Rock Shaft Hinge Pin Set Screw. | 03 |
| 446C | 494 | Thread Take-up Lever Link Hinge Pin Set Screw..... | 03 |
| 446C | 494 | Thread Take-up Spring Regulator Set Screw. | 03 |
| 448C | 494 | Balance Wheel Set Screw..... | 03 |
| 448C | 494 | Lifting Lever Pin Set Screw for 12237..... | 03 |
| 453C | 494 | Feed Lifting Rock Shaft Crank Set Screw... | 02 |
| 453C | 494 | Oscillating Shaft Crank Set Screw..... | 02 |
| 453C | 494 | Presser Bar Spring Bracket Set Screw..... | 02 |
| 456C | 494 | Needle Bar Guide Set Screw..... | 02 |
| 460 | 494 | “ Set Screw..... | 02 |
| 565C | 493 | Crank Connecting Rod Hinge Screw..... | 12 |
| 597C | 494 | Shaft Driving Pulley Clamping Screw for 27070..... | 08 |
| 688E | 494 | Pressure Regulating Thumb Screw..... | 25 |
| 689C | 493 | Presser Bar Lifter Screw..... | 10 |
| 690E | 493 | Thread Take-up Crank Wedge Screw..... | 05 |
| 691 | 493 | Bed Catch Screw..... | 04 |
| 691 | 493 | Throat Plate Screw..... | 04 |
| 692D | 494 | Arm Spool and Tension Bracket Screw for 41-3 to 41-5 Machines..... | 10 |
| 692D | 494 | Arm Tension Bracket Screw for 41-6 to 41-12 Machines..... | 10 |
| 692D | 494 | Balance Wheel Stop Latch Bracket Screw... | 10 |
| 697C | 494 | Feed Eccentric Connection Stud..... | 35 |
| 736D | 494 | Tape Holder Foot Screw for 26064..... | 10 |
| 736D | 494 | “ “ Screw for 41-3 to 41-5 Machines | 10 |
| 744C | 494 | Bed Frame Hinge Screw..... | 15 |
| 748E | 493 | Arm Screw (long)..... | 08 |
| 749 | 2346 | Shuttle Tension Regulating Screw for 11177, 11178, 13339 and 13378..... | 05 |
| 756D | 493 | Shuttle Race Loop Separator Screw..... | 02 |
| 756D | 493 | “ “ Protector Plate Screw..... | 02 |
| 765C | 494 | Balance Wheel Position Screw..... | 05 |
| 766D | 493 | Lifting Lever Link Hinge Screw for 13318... | 05 |

Numerical List of Parts.

37

| No. | Plate | Name | Each |
|-------|-------|--|-------|
| 768 | 2346 | Shuttle Tension Regulating Screw for 11179 and 13410..... | \$ 02 |
| 775E | 493 | Thread Take-up Lever Cap Screw..... | 06 |
| 776E | 493 | Needle Bar Plug Screw for 41-6 to 41-12 Ma- chines..... | 08 |
| 794E | 493 | Needle Bar Connecting Link Adjusting Screw | 05 |
| 802D | 494 | Lifting Lever Hinge Screw for 13318..... | 10 |
| 955C | 1101 | Driving Pulley Screw Centre Bearing for 27630..... | 08 |
| 1054C | 493 | Oscillating Shaft Crank Slide Block Screw Stud for 5868..... | 20 |
| 1508C | 1101 | Lever Centre Plug Adjusting Screw Nut for 27644..... | 06 |
| 1513C | 494 | Crank Connecting Rod Hinge Screw Nut.... | 05 |
| 1513C | 494 | Feed Lifting Rock Shaft Screw Centre Nut... | 05 |
| 1513C | 494 | “ Rock Shaft Screw Centre Nut..... | 05 |
| 1513C | 494 | Oscillating Shaft Crank Roller and Screw Stud Nut for 1885, obsolete..... | 05 |
| 1513C | 494 | Oscillating Shaft Crank Slide Block Screw Stud Nut..... | 05 |
| 1518E | 494 | Feed Eccentric Connection Stud Nut..... | 04 |
| 1518E | 494 | Oscillating Shaft Crank Roller and Screw Stud Nut for 1878, obsolete..... | 04 |
| 1520E | 494 | Presser Bar Lifter Screw Nut..... | 03 |
| 1560C | 494 | Tension Regulating Thumb Nut..... | 04 |
| 1590C | 492 | Bed Frame Hinge Screw Nut..... | 08 |
| 1597D | 494 | Shuttle Race Latch Pin Lock Nut for 11191... | 04 |
| 1598D | 492 | “ “ “ “ Thumb Nut for 11191 | 10 |
| 1813 | 494 | Feed Lifting Rock Shaft Roller and Stud.... | 20 |
| 1878 | 494 | Oscillating Shaft Crank Roller and Screw Stud with 404D and 11162, for 11160, ob- solete..... | 35 |
| 1885 | 494 | Oscillating Shaft Crank Roller and Screw Stud with 190D, 1054 and 5968, for 11247 and 13325, obsolete..... | 40 |
| 2018 | 1101 | Belt Guard Screw Washer for 27644..... | 01 |
| 2018 | 491 | Feed Eccentric Connection Stud Nut Washer. | 01 |
| 2049 | 488 | Shuttle Driver Supporting Shaft Pin..... | 01 |
| 2049 | 488 | “ Race Hinge Plate Pin..... | 01 |
| 2062 | 485 | Presser Bar Lifter..... | 20 |
| 2102 | 492 | Tension Disc..... | 05 |
| 2103 | 492 | “ Spring..... | 08 |
| 2117 | 492 | Oscillating Shaft Crank Pin..... | 01 |
| 2117 | 492 | Shuttle Driver Pin..... | 01 |
| 2269 | 2345 | Bed Latch Pin Head Pin for 11120..... | 01 |
| 2269 | 2345 | Needle Clamp Pin..... | 01 |
| 2762 | 2345 | Treadle Stop Collar with 362, for 27640..... | 10 |
| 2763 | 495 | Rock Shaft for 13317..... | 10 |
| 2764 | 495 | “ “ Hanger with two wood screws 1 in. No. 10, for 13317..... | 08 |

| No. | Plate | Name | Each |
|--------|-------|---|-------|
| 2765 | 495 | Rock Shaft Knee Arm for 2768..... | \$ 10 |
| 2766 | 495 | “ “ “ “ Hub with 356c, for 2768 | 15 |
| 2767 | 495 | Rock Shaft Knee Plate with 356c, for 2768. | 18 |
| 2768 | — | “ “ “ Arm 2765 with 2766 and 2767, for 13317..... | 40 |
| 2770 | 495 | Rock Shaft Stop Dog with 356c, for 13317.. | 12 |
| 2878 | 363 | Treadle Stand for 27642..... | 15 |
| 2932 | 486 | Bell Crank Hinge Pin for 13318..... | 08 |
| 3012 | 492 | Needle Bar Crank Pin..... | 01 |
| 3094 | 492 | Thread Take-up Crank Wedge..... | 10 |
| * 4349 | — | Crank Connecting Rod Cap for 11128, obsolete..... | 15 |
| 4389 | 492 | Arm Dowel Pin..... | 02 |
| 4448 | 2345 | “ Oil Tube for intermediate bearing | 06 |
| 5868 | 2345 | Oscillating Shaft Crank Slide Block 9119 with 190b, 1054c and 5968..... | 60 |
| 5968 | 488 | Oscillating Shaft Crank Slide Block Cap Screw Washer for 5868..... | 02 |
| 6337 | 495 | Rock Shaft Lifting Bracket with two 356c, for 13317..... | 20 |
| 7336 | 492 | Thread Take-up Spring Regulator..... | 25 |
| 7958 | 492 | Driving Pulley Friction Ring Stop Pin for 27630 | 01 |
| 7958 | 492 | Driving Pulley Screw Centre Bearing Dowel Pin for 27630..... | 01 |
| 8250 | 491 | Cop Inserter Centering Guide Spring for 11250, obsolete..... | 02 |
| 8582 | 492 | Arm Dowel Pin (long)..... | 02 |
| 8908 | 486 | Wrench for 1520 (A. & A.)..... | 08 |
| 9079 | 362 | Treadle Pitman Rod Clamp with 354c, for 27640 | 12 |
| 9082 | 1101 | Treadle Bearing Cotter Pin for 27642..... | 01 |
| 9119 | 2345 | Oscillating Shaft Crank Slide Block for 5868 | 35 |
| 10874 | 2348 | Tweezers, 4 in. long (A. & A.)..... | 10 |
| *11101 | — | Arm with 11104, for 41-3 to 41-5 Machines, obsolete..... | 15 00 |
| 11102 | 491 | Arm Side Cap, obsolete..... | 10 |
| 11103 | 483 | “ Shaft for 41-3 to 41-5 Machines, obsolete | 1 50 |
| *11104 | — | “ “ Bushing (front)..... | 20 |
| 11105 | — | “ Spool and Tension Bracket for 11106, obsolete..... | 1 55 |
| 11106 | — | Arm Spool and Tension Bracket 11105 with three each 233b, 413, 446c, 1560c, 2103, 7336, 11107, 11139, 11205, 11241 and six 2102, for 41-3 Machine, obsolete..... | 3 75 |
| 11107 | 486 | Arm Spool and Tension Bracket Spool Pin for 41-3 to 41-5 Machines..... | 10 |
| 11108 | 485 | Arm Top Cover | 10 |
| *11109 | — | “ with 11104, for 41-3 to 41-5 Machines. | 15 00 |

| No. | Plate | Name | Each |
|--------|-------|---|--------|
| 11110 | 483 | Balance Wheel, 3 in. pulley, with 448c and 765c..... | \$1 00 |
| 11111 | 491 | Balance Wheel Stop Latch..... | 30 |
| 11112 | 485 | “ “ “ “ Bracket..... | 1 00 |
| 11113 | 492 | “ “ “ “ Hinge Pin..... | 05 |
| 11114 | 491 | “ “ “ “ Spring..... | 03 |
| *11115 | — | Bed for 41-3 to 41-5 Machines..... | 15 00 |
| 11116 | 491 | “ Catch..... | 15 |
| 11117 | 2344 | “ Frame complete, Nos. 11120, two each 744c, 1590c, 11118 and five wood screws 1¼ in. No. 12..... | 3 00 |
| 11118 | 2345 | Bed Frame Cushion (leather) for 11117..... | — |
| 11119 | 2345 | Arm Oil Tube (front of arm) with 29599.... | 06 |
| 11120 | 491 | Bed Latch complete, Nos. 2269, 11121, 11122 and 11124..... | 55 |
| 11121 | 491 | Bed Latch Pin for 11120..... | 30 |
| 11122 | 491 | “ “ “ Head for 11120..... | 20 |
| 11123 | — | “ “ “ “ Pin, obsolete, use 2269 | 01 |
| 11124 | 491 | “ “ Spring for 11120..... | 03 |
| 11124 | 491 | Shuttle Race Latch Pin Spring for 11191... | 03 |
| 11125 | 2344 | Bed Side Cover | 75 |
| 11126 | 491 | “ “ “ Ferrule..... | 10 |
| 11127 | — | Arm Spool and Tension Bracket for 11132.. | 1 55 |
| 11128 | 483 | Crank Connecting Rod for 41-3 to 41-5 Ma- chines, obsolete..... | 1 00 |
| 11129 | — | Face Plate for 13447 | 1 00 |
| 11130 | 486 | Feed Bar for 41-3 to 41-5 Machines..... | 1 50 |
| 11131 | 486 | “ “ Hinge Pin for 41-3 to 41-5 Ma- chines..... | 10 |
| 11132 | — | Arm Spool and Tension Bracket 11127 with three each 233b, 413, 446c, 1560c, 2103, 7336, 11107, 11139, 11205, 11241 and six 2102, for 41-3 Machine..... | 3 75 |
| 11133 | 485 | Feed Eccentric with 446c..... | 40 |
| 11134 | 490 | Thread Take-up Lever 11200 with 11202 and 11203, for 41-3 Machine | 2 00 |
| 11135 | 483 | Feed Eccentric Connection..... | 1 25 |
| *11136 | — | “ “ “ Cap for 11135.... | — |
| 11137 | 491 | “ “ “ Stud Cap Screw Washer | 10 |
| 11138 | 490 | Feed Dog for 41-3 Machine..... | 1 50 |
| 11139 | 492 | Thread Take-up Spring..... | 03 |
| 11140 | 486 | Wrench for 1513, 1518 and 1597 (A. & A.).. | 20 |
| 11141 | 485 | Feed Lifting Rock Shaft Crank (forked) with two 453c..... | 75 |
| 11142 | 483 | Feed Lifting Rock Shaft with two 1813, for 41-3 to 41-5 Machines | 1 50 |
| 11143 | 483 | Feed Rock Shaft with two 442c, for 13369.. | 1 35 |
| 11144 | — | Arm Spool and Tension Bracket for 11147.. | 1 60 |
| 11145 | 485 | Feed Rock Shaft Regulator Crank with 445c | 1 00 |
| 11146 | 485 | Needle Bar for 41-3 to 41-5 Machines | 60 |

Numerical List of Parts.

| No. | Plate | Name | Each |
|-------|-------|---|--------|
| 11147 | — | Arm Spool and Tension Bracket 11144 with four each 233d, 413, 446c, 1560c, 2103, 7336, 11107, 11139, 11205, 11241 and eight 2102, for 41-4 Machine..... | \$4 50 |
| 11148 | 488 | Needle Bar Connecting Link with 794E.... | 50 |
| 11149 | 488 | Thread Take-up Crank..... | 80 |
| 11150 | 2232 | Throat Plate for 11208..... | 4 50 |
| 11151 | 488 | Needle Bar Connecting Stud with 155c, for 41-3 to 41-5 Machines..... | 35 |
| 11152 | 490 | Throat Plate for 11138..... | 4 00 |
| 11153 | 488 | Needle Bar Guide with 400 and 456c, for 41-3 to 41-5 Machines..... | 50 |
| 11154 | 488 | Needle Bar Guide Plate..... | 60 |
| 11155 | — | Thread Take-up Lever 11224 with 11202 and 11203, for 41-4 and 41-5 Machines..... | 2 20 |
| 11156 | 490 | Needle Clamp with three 460, for 41-3 Machine..... | 3 00 |
| 11157 | — | Needle Clamp Pin, obsolete, use 2269..... | 01 |
| 11158 | 483 | Oscillating Shaft for 41-3 to 41-5 Machines, obsolete..... | 50 |
| 11159 | — | Oscillating Shaft Crank for 11160, obsolete..... | 40 |
| 11160 | — | “ “ “ 11159 with 1518E and 1878, for 11161, obsolete..... | 75 |
| 11161 | 485 | Oscillating Shaft Crank 11160 with two 453c, for 41-3 to 41-5 Machines, obsolete..... | 80 |
| 11162 | 491 | Oscillating Shaft Crank Roller Cap Screw Washer for 1878, obsolete..... | 03 |
| 11163 | 485 | Oscillating Rock Shaft with 11165, for 41-3 to 41-5 Machines, obsolete..... | 1 75 |
| 11164 | 485 | Oscillating Rock Shaft Hinge Pin..... | 50 |
| 11165 | 492 | “ “ “ Oil Pad, obsolete.. | 01 |
| 11166 | 485 | Presser Bar..... | 40 |
| 11167 | 486 | “ “ Spring..... | 05 |
| 11168 | 488 | “ “ Bracket with 453c..... | 35 |
| 11169 | — | Arm Spool and Tension Bracket for 11171..... | 1 65 |
| 11170 | 488 | Presser Bar Spring Washer..... | 01 |
| 11171 | 484 | Arm Spool and Tension Bracket 11169 with five each 233d, 413, 446c, 1560c, 2103, 7336, 11107, 11139, 11205, 11241 and ten 2102, for 41-5 Machine..... | 5 25 |
| 11172 | 2242 | Presser Foot with 171b, for general work, for 41-3 Machine..... | 2 00 |
| 11173 | 487 | Shuttle Race Hinge Pin, 2 $\frac{3}{8}$ in. long, for 11188, 11219, 11236, 11258, 11276, 11292 and 11308..... | 05 |
| 11174 | 486 | Shuttle Race Loop Separator, 2 $\frac{1}{8}$ in. wide, for 11188, 11219, 11236, 11258, 11276, 11292 and 11308..... | 40 |
| 11175 | 2232 | Throat Plate for 11225..... | 5 00 |

Numerical List of Parts.

| No. | Plate | Name | Each |
|--------|-------|--|--------|
| 11176 | 490 | Presser Foot with 171b (tube) for 41-3 Machine..... | \$4 00 |
| 11177 | 2346 | Shuttle, 2 $\frac{1}{8}$ in. diam. (thick) right hand, complete, Nos. 749, 11180, 11183, 11184 and 11196, for $\frac{3}{8}$ in. gauge and above.... | 2 00 |
| 11178 | 2346 | Shuttle, 2 $\frac{1}{8}$ in. diam. (flush back) right hand, complete, Nos. 749, 11181, 11183, 11184 and 11277, for $\frac{1}{4}$ in. and $\frac{1}{4}$ in. gauge | 2 00 |
| 11179 | 2346 | Shuttle, 2 $\frac{1}{8}$ in. diam. (thin) right hand, complete, Nos. 768, 11182, 11184, 11277 and 13338, for $\frac{3}{8}$ in. to 1 $\frac{1}{2}$ in gauge..... | 2 00 |
| *11180 | — | Shuttle Body for 11177..... | 1 75 |
| *11181 | — | “ “ “ 11178..... | 1 75 |
| *11182 | — | “ “ “ 11179..... | 1 75 |
| 11183 | 2346 | “ Cover for 11177 and 11178..... | 30 |
| 11184 | 2346 | “ Hinge Pin..... | 01 |
| *11185 | — | Arm with 11104, for 41-6 to 41-12 Machines..... | 16 00 |
| 11186 | 487 | Shuttle Driver with two 445c, for 41-3 Machine..... | 7 00 |
| 11187 | 492 | Shuttle Driver Supporting Shaft for 41-6 to 41-12 Machines..... | 25 |
| 11188 | 487 | Shuttle Race complete, Nos. 2049, 11173 or 11189, 11174 or 11194, 11190, 11191, 11193, 13326 or 13327, three 168d and four 756d, for 41-3 Machine..... | 18 50 |
| 11189 | 487 | Shuttle Race Hinge Pin, 2 $\frac{3}{8}$ in. long, for 11188, 11219, 11236, 11258, 11276, 11292 and 11308..... | 05 |
| 11190 | 487 | Shuttle Race Hinge Plate..... | 75 |
| 11191 | 488 | “ “ Latch complete, No. 11192 with 1598d, 11124 and two 1597d..... | 60 |
| 11192 | 488 | Shuttle Race Latch Pin for 11191..... | 40 |
| 11193 | 488 | “ “ “ Steady Pin, per 100 | 10 |
| 11194 | 490 | “ “ Loop Separator, 2 in. wide, for 11188, 11219, 11236, 11258, 11276, 11292, and 11308..... | 40 |
| 11195 | 487 | Shuttle Spring Guide for 41-3 Machine..... | 1 50 |
| 11196 | 2346 | “ Tension Spring for 11177..... | 15 |
| 11197 | 483 | Arm Shaft for 41-6 to 41-12 Machines..... | 1 50 |
| 11198 | 490 | Bed Slide for 41-3 to 41-5 Machines..... | 25 |
| 11199 | 485 | Needle Bar Crank..... | 40 |
| 11200 | — | Thread Take-up Lever for 11134..... | 1 65 |
| 11201 | 2345 | “ “ “ Cap Screw Washer, obsolete..... | 03 |
| 11202 | 492 | Thread Take-up Lever Hinge Pin..... | 05 |
| 11203 | — | “ “ “ Link..... | 25 |
| 11204 | 492 | “ “ “ “ Hinge Pin..... | 15 |
| 11205 | 492 | “ “ Spring Thread Eyelet.... | 03 |
| 11206 | 490 | “ Guide for side of arm for 41-3 Machine..... | 75 |
| 11207 | — | Arm Spool Bracket for 11209..... | 1 10 |

| No. | Plate | Name | Each |
|--------|-------|---|--------|
| 11208 | 2232 | Feed Dog for 41-4 Machine..... | \$1 75 |
| 11209 | --- | Arm Spool Bracket 11207 with six each 190b, 11211 and 13321, for 41-6 Machine..... | 2 50 |
| 11210 | --- | Needle Clamp with four 460, for 41-4 Mach. | 3 50 |
| 11211 | 486 | Arm Spool Bracket Thread Eyelet for 41-6 to 41-12 Machines..... | 10 |
| 11212 | 2270 | Presser Foot with 171b, for general work, for 41-4 Machine..... | 2 25 |
| 11213 | --- | Arm Tension Bracket for 11214..... | 1 50 |
| 11214 | --- | " " " 11213 with six each 233b, 413, 446c, 1560c, 2103, 7336, 11139, 11205 and twelve 2102, for 41-6 Machine. | 5 25 |
| *11215 | --- | Bed for 41-6 to 41-12 Machines..... | 16 00 |
| 11216 | 2265 | Presser Foot with 171b (tube) for 41-4 Mach. | 4 25 |
| 11217 | 483 | Crank Connecting Rod..... | 1 00 |
| 11218 | --- | Shuttle Driver with two 445c, for 41-4 Mach. | 8 00 |
| 11219 | --- | Shuttle Race complete, Nos. 2049, 11173 or 11189, 11174 or 11194, 11190, 11191, 11193, 13326 or 13327, three 168b and four 756b, for 41-4 Machine..... | 20 00 |
| *11220 | --- | Crank Connecting Rod Cap for 11217..... | --- |
| 11221 | --- | Shuttle Spring Guide for 41-4 Machine..... | 1 60 |
| 11222 | --- | Thread Guide, for side of arm, for 41-4 and 41-5 Machines..... | 1 05 |
| 11223 | 486 | Feed Bar for 41-6 to 41-12 Machines..... | 1 50 |
| 11224 | --- | Thread Take-up Lever for 11155..... | 1 85 |
| 11225 | 2232 | Feed Dog for 41-5 Machine..... | 2 00 |
| 11226 | 486 | " Bar Hinge Pin for 41-6 to 41-12 Machines..... | 10 |
| 11227 | --- | Needle Clamp with five 460, for 41-5 Mach. | 4 00 |
| 11228 | 2237 | Feed Dog for 41-6 Machine..... | 2 25 |
| 11229 | 2299 | Presser Foot with 171b, for general work, for 41-5 Machine..... | 2 50 |
| 11230 | 483 | Feed Lifting Rock Shaft with two 1813, for 41-6 to 41-12 Machines..... | 1 50 |
| 11231 | 483 | Feed Rock Shaft with two 442c, for 13371.. | 1 35 |
| 11232 | 485 | Needle Bar (hollow) for 41-6 to 41-12 Ma- chines..... | 1 25 |
| 11233 | 2287 | Presser Foot with 171b (tube) for 41-5 Ma- chine..... | 4 50 |
| 11234 | 488 | Needle Bar Connecting Stud with 155c, for 41-6 to 41-12 Machines..... | 35 |
| 11235 | --- | Shuttle Driver with two 445c, for 41-5 Ma- chine..... | 9 00 |
| 11236 | --- | Shuttle Race complete, Nos. 2049, 11173 or 11189, 11174 or 11194, 11190, 11191, 11193, 13326 or 13327, three 168b and four 756b, for 41-5 Machine..... | 21 50 |
| 11237 | 488 | Needle Bar Guide with 400 and 456c, for 41-6 to 41-12 Machines..... | 50 |

| No. | Plate | Name | Each |
|-------|-------|--|--------|
| 11238 | --- | Shuttle Spring Guide for 41-5 Machine..... | \$1 70 |
| 11239 | --- | Needle Clamp with six 460, for 41-6 Machine | 4 50 |
| 11240 | --- | No. cancelled, order 2269. | |
| 11241 | 486 | Arm Spool and Tension Bracket Spool Pin Washer (cloth) for 41-3 to 41-5 Ma- chines.....per 100.. | 25 |
| 11241 | 486 | Arm Spool Bracket Spool Pin Washer (cloth) for 41-6 to 41-12 Machines.....per 100.. | 25 |
| 11242 | 483 | Oscillating Shaft for 41-6 to 41-12 Machines | 60 |
| 11243 | --- | " " Crank for 11247, obsolete | 50 |
| 11244 | 2344 | Arm Shaft for 11246 for 41-3 to 41-5 Ma- chines, obsolete..... | 1 50 |
| 11245 | --- | | |
| 11246 | 485 | Needle Bar Crank, small shaft hole, for 11244, obsolete..... | 40 |
| 11247 | --- | Oscillating Shaft Crank 11243 with 1513c and 1885, for 11248, obsolete..... | 90 |
| 11248 | 488 | Oscillating Shaft Crank 11247 with two 453c, for 11242, obsolete..... | 95 |
| 11249 | 485 | Oscillating Rock Shaft with 11254..... | 1 75 |
| 11250 | 483 | Cop Insertor complete, Nos. 337b, 8250 and 11251 to 11253, obsolete, use 13373..... | 50 |
| 11251 | 491 | Cop Insertor Centering Guide for 11250, obsolete..... | --- |
| 11252 | 483 | Cop Insertor Handle (wood) for 11250, obsolete..... | --- |
| 11253 | 491 | Cop Insertor Presser for 11250, obsolete.... | --- |
| 11254 | 486 | Oscillating Rock Shaft Oil Pad..... | 01 |
| 11255 | 2311 | Presser Foot with 171b, for general work, for 41-6 Machine..... | 2 75 |
| 11256 | 2309 | Presser Foot with 171b (tube) for 41-6 Machine..... | 4 75 |
| 11257 | --- | Shuttle Driver with two 445c, for 41-6 Ma- chine..... | 10 00 |
| 11258 | --- | Shuttle Race complete, Nos. 2049, either 11173, 11189 or 11259, either 11174, 11194 or 11260, 11190, 11191, 11193, either 13326, 13327 or 13328, three 168b and four 756b, for 41-6 Machine..... | 23 00 |
| 11259 | 487 | Shuttle Race Hinge Pin, 2 $\frac{3}{8}$ in. long, for 11258, 11276, 11292, 11308, 11324, 11340 and 13306..... | 08 |
| 11260 | 490 | Shuttle Race Loop Separator, 2 $\frac{1}{8}$ in. wide, for 11258, 11276, 11292, 11308, 11324, 11340 and 13306..... | 80 |
| 11261 | 489 | Bed Slide for 41-6 to 41-12 Machines..... | 40 |
| 11262 | 2237 | Throat Plate for 11228..... | 5 50 |
| | | Nos. 11263 to 11266 for 41-6 Machine. | |
| 11263 | --- | Shuttle Spring Guide..... | 1 80 |

Numerical List of Parts.

| No. | Plate | Name | Each |
|---------------------------------------|-------|--|--------|
| 11264 | — | Thread Guide for side of arm..... | \$1 20 |
| 11265 | — | Take-up Lever for 11266..... | 1 95 |
| 11266 | — | “ “ “ 11265 with 11202 and 11203 | 2 30 |
| Nos. 11267 to 11276 for 41-7 Machine. | | | |
| 11267 | — | Arm Spool Bracket for 11268..... | 1 15 |
| 11268 | — | “ “ “ 11267 with seven each 190D, 11211 and 13321..... | 2 75 |
| 11269 | — | Arm Tension Bracket for 11270..... | 1 65 |
| 11270 | — | “ “ “ 11269 with seven each 233D, 413, 446C, 1560C, 2103, 7336, 11139, 11205 and fourteen 2102..... | 6 00 |
| 11271 | 2239 | Feed Dog..... | 2 50 |
| 11272 | — | Needle Clamp with seven 460..... | 5 00 |
| 11273 | 2316 | Presser Foot with 171D, for general work.. | 3 00 |
| 11274 | 2315 | “ “ “ “ (tube)..... | 5 00 |
| 11275 | — | Shuttle Driver with two 445C..... | 11 00 |
| 11276 | — | Shuttle Race complete, Nos. 2049, either 11173, 11189 or 11259, either 11174, 11194 or 11260, 11190, 11191, 11193, either 13326, 13327 or 13328, three 168D and four 756D.. | 24 50 |
| 11277 | 2346 | Shuttle Tension Spring for 11178 and 11179.. | 15 |
| Nos. 11278 to 11282 for 41-7 Machine. | | | |
| 11278 | 2239 | Throat Plate for 11271..... | 6 00 |
| 11279 | — | Shuttle Spring Guide..... | 1 90 |
| 11280 | — | Thread Guide for side of arm..... | 1 35 |
| 11281 | — | Take-up Lever for 11282..... | 2 05 |
| 11282 | — | “ “ “ 11281 with 11202 and 11203 | 2 40 |
| Nos. 11283 to 11292 for 41-8 Machine. | | | |
| 11283 | — | Arm Spool Bracket for 11284..... | 1 20 |
| 11284 | — | “ “ “ 11283 with eight each 190D, 11211 and 13321..... | 3 00 |
| 11285 | — | Arm Tension Bracket for 11286..... | 1 75 |
| 11286 | — | “ “ “ 11285 with eight each 233D, 413, 446C, 1560C, 2103, 7336, 11139, 11205 and sixteen 2102..... | 6 75 |
| 11287 | 2239 | Feed Dog..... | 2 75 |
| 11288 | — | Needle Clamp with eight 460..... | 5 50 |
| 11289 | 2319 | Presser Foot with 171D, for general work.. | 3 25 |
| 11290 | 2317 | “ “ “ “ (tube)..... | 5 25 |
| 11291 | — | Shuttle Driver with two 445C..... | 12 00 |
| 11292 | — | Shuttle Race complete, Nos. 2049, either 11173, 11189 or 11259, either 11174, 11194 or 11260, 11190, 11191, 11193, either 13326, 13327 or 13328, three 168D and four 756D.. | 26 00 |

11293

Numerical List of Parts.

| No. | Plate | Name | Each |
|--|-------|--|--------|
| Nos. 11294 to 11298 for 41-8 Machine. | | | |
| 11294 | 2239 | Throat Plate for 11287..... | \$6 50 |
| 11295 | — | Shuttle Spring Guide..... | 2 00 |
| 11296 | — | Thread Guide for side of arm..... | 1 50 |
| 11297 | — | Take-up Lever for 11298..... | 2 15 |
| 11298 | — | “ “ “ 11297 with 11202 and 11203 | 2 50 |
| Nos. 11299 to 11308 for 41-9 Machine. | | | |
| 11299 | — | Arm Spool Bracket for 11300..... | 1 20 |
| 11300 | — | “ “ “ 11299 with nine each 190D, 11211 and 13321..... | 3 25 |
| 11301 | — | Arm Tension Bracket for 11302..... | 1 85 |
| 11302 | — | “ “ “ 11301 with nine each 233D, 413, 446C, 1560C, 2103, 7336, 11139, 11205 and eighteen 2102..... | 7 50 |
| 11303 | 2240 | Feed Dog..... | 3 00 |
| 11304 | — | Needle Clamp with nine 460..... | 6 00 |
| 11305 | 2321 | Presser Foot with 171D, for general work.. | 3 50 |
| 11306 | 2322 | “ “ “ “ (tube)..... | 5 50 |
| 11307 | — | Shuttle Driver with two 445C..... | 13 00 |
| 11308 | — | Shuttle Race complete, Nos. 2049, either 11173, 11189 or 11259, either 11174, 11194 or 11260, 11190, 11191, 11193, either 13326, 13327 or 13328, three 168D and four 756D.. | 27 50 |
| 11309 | — | | |
| Nos. 11310 to 11314 for 41-9 Machine. | | | |
| 11310 | 2240 | Throat Plate for 11303..... | 7 00 |
| 11311 | — | Shuttle Spring Guide..... | 2 10 |
| 11312 | — | Thread Guide for side of arm..... | 1 65 |
| 11313 | — | Take-up Lever for 11314..... | 2 25 |
| 11314 | — | “ “ “ 11313 with 11202 and 11203..... | 2 60 |
| Nos. 11315 to 11324 for 41-10 Machine. | | | |
| 11315 | — | Arm Spool Bracket for 11316..... | 1 25 |
| 11316 | — | “ “ “ 11315 with ten each 190D, 11211 and 13321..... | 3 50 |
| 11317 | — | Arm Tension Bracket for 11318..... | 1 95 |
| 11318 | — | “ “ “ 11317 with ten each 233D, 413, 446C, 1560C, 2103, 7336, 11139, 11205 and twenty 2102..... | 8 25 |
| 11319 | 2241 | Feed Dog..... | 3 25 |
| 11320 | — | Needle Clamp with ten 460..... | 6 50 |
| 11321 | 2324 | Presser Foot with 171D, for general work.. | 3 75 |
| 11322 | 2325 | “ “ “ “ (tube)..... | 5 75 |
| 11323 | — | Shuttle Driver with two 445C..... | 14 00 |
| 11324 | — | Shuttle Race complete, Nos. 2049, 11190, 11191, 11193, 11259, 11260, 13328, three 168D and four 756D..... | 29 00 |

Numerical List of Parts.

| No. | Plate | Name | Each |
|--|-------|---|--------|
| 11325 | | | |
| Nos. 11326 to 11330 for 41-10 Machine. | | | |
| 11326 | 2241 | Throat Plate for 11319..... | \$7 50 |
| 11327 | --- | Shuttle Spring Guide..... | 2 20 |
| 11328 | --- | Thread Guide for side of arm..... | 1 80 |
| 11329 | --- | " " Take-up Lever for 11330..... | 2 35 |
| 11330 | --- | " " " " 11329 with 11202 and 11203 | 2 70 |
| Nos. 11331 to 11340 for 41-11 Machine. | | | |
| 11331 | --- | Arm Spool Bracket for 11332..... | 1 25 |
| 11332 | --- | " " " " 11331 with eleven each 190b, 11211 and 13321..... | 3 75 |
| 11333 | --- | Arm Tension Bracket for 11334..... | 2 05 |
| 11334 | --- | " " " " 11333 with eleven each 233b, 413, 416c, 1560c, 2103, 7336, 11139, 11205 and twenty-two 2102..... | 9 00 |
| 11335 | 2241 | Feed Dog..... | 3 50 |
| 11336 | --- | Needle Clamp with eleven 460..... | 7 00 |
| 11337 | 2327 | Presser Foot with 171b, for general work.. | 4 00 |
| 11338 | 2328 | " " " " (tube)..... | 6 00 |
| 11339 | --- | Shuttle Driver with two 445c..... | 15 00 |
| 11340 | --- | Shuttle Race complete, Nos. 2049, 11190, 11191, 11193, 11259, 11260, 13328, three 168b and four 756b..... | 30 50 |
| 11341 | | | |
| Nos. 11342 to 11346 for 41-11 Machine. | | | |
| 11342 | 2241 | Throat Plate for 11335..... | 8 00 |
| 11343 | --- | Shuttle Spring Guide..... | 2 30 |
| 11344 | --- | Thread Guide for side of arm..... | 1 95 |
| 11345 | --- | " " Take-up Lever for 11346..... | 2 45 |
| 11346 | --- | " " " " 11345 with 11202 and 11203 | 2 80 |
| Nos. 11347 to 11350 for 41-12 Machine. | | | |
| 11347 | --- | Arm Spool Bracket for 11348..... | 1 25 |
| 11348 | 484 | " " " " 11347 with twelve each 190b, 11211 and 13321 | 4 00 |
| 11349 | --- | Arm Tension Bracket for 11350..... | 2 20 |
| 11350 | 484 | " " " " 11349 with twelve each 233b, 413, 416c, 1560c, 2103, 7336, 11139, 11205 and twenty-four 2102..... | 9 75 |
| 12178 | 1101 | Lever Centre Plug (wood) for 27644..... | 01 |
| 12232 | 492 | Lifting Lever Connecting Rod Stud for 13308 | 03 |
| 12237 | 495 | " " " " with 418c, for 13318 | 25 |
| 12239 | 485 | " " " " Connecting Rod for 13318.... | 10 |
| 12240 | 492 | " " " " Pin for 13318..... | 05 |
| 12241 | 492 | " " " " Link " " | 10 |
| 12243 | 495 | Rock Shaft Lifting Bracket Hook for 13317. | 15 |

Numerical List of Parts.

| No. | Plate | Name | Each |
|--|-------|--|-------|
| 12480 | 486 | Arm Side Cap..... | 05 |
| 13211 | 492 | Tension Adjusting Spring for 26074 and 26921 | 02 |
| Nos. 13301 to 13306 for 41-12 Machine. | | | |
| 13301 | 489 | Feed Dog..... | 3 75 |
| 13302 | 489 | Needle Clamp with twelve 460..... | 7 50 |
| 13303 | 489 | Presser Foot with 171b, for general work . | 4 25 |
| 13304 | 2329 | " " " " (tube)..... | 6 25 |
| 13305 | 487 | Shuttle Driver with two 445c..... | 16 00 |
| 13306 | 487 | Shuttle Race complete, Nos. 2049, 11190, 11191, 11193, 11259, 11260, 13328, three 168b and four 756b | 32 00 |
| 13307 | | | |
| 13308 | 486 | Bell Crank with 445c and 12232, for 13318.. | 25 |
| 13309 | 486 | " " Hinge Bracket for 13318 | 50 |
| 13310 | | No. cancelled, order 2932. | |
| 13311 | 492 | Bell Crank Spring for 13318..... | 05 |
| Nos. 13312 to 13316 for 41-12 Machine. | | | |
| 13312 | 489 | Throat Plate for 13301..... | 8 50 |
| 13313 | 487 | Shuttle Spring Guide..... | 2 40 |
| 13314 | 490 | Thread Guide for side of arm..... | 2 10 |
| 13315 | --- | " " Take-up Lever for 13316..... | 2 55 |
| 13316 | 490 | " " " " 13315 with 11202 and 11203 | 2 90 |
| 13317 | 495 | Rock Shaft complete, No. 2763 with 2768, 2770, 6337, 12243 and two 2764, for 13318. | 1 00 |
| 13318 | --- | Knee Lifter complete, Nos 76b, 766b, 802b, 2932, 12237, 12239 to 12241, 13308, 13309, 13311, 13317 and two 135b..... | 2 50 |
| 13319 | 495 | Drip Pan with two 13320 and six 1 in. wire nails..... | 50 |
| 13320 | 495 | Drip Pan Slide for 13319..... | 15 |
| 13321 | 2345 | Arm Spool Bracket Spool Pin for 41-6 to 41-12 Machines..... | 10 |
| 13322 | 2344 | Arm Shaft for 41-3 to 41-5 Machines..... | 1 50 |
| 13323 | 2344 | Oscillating Shaft for 41-3 to 41-5 Machines. | 60 |
| 13324 | --- | " " " " Crank for 13325 and 13416. | 50 |
| 13325 | --- | " " " " 13324 with 1513b and 1885, for 13381, obsolete..... | 90 |
| 13326 | 490 | Shuttle Race Protector Plate, 2 in. wide, for 11188, 11219, 11236, 11258, 11276, 11292 and 11308..... | 15 |
| 13327 | 486 | Shuttle Race Protector Plate, 2 1/8 in. wide, for 11188, 11219, 11236, 11258, 11276, 11292 and 11308..... | 15 |
| 13328 | 490 | Shuttle Race Protector Plate, 2 1/4 in. wide, for 11258, 11276, 11292, 11308, 11324, 11340 and 13306..... | 25 |

Numerical List of Parts.

| No. | Plate | Name | Each |
|-------|-------|---|--------|
| 13329 | — | Arm Spool and Tension Bracket for two spools for 13330, obsolete..... | \$1 50 |
| 13330 | — | Arm Spool and Tension Bracket 13329 with two each 233D, 413, 446c, 1560c, 2103, 7336, 11107, 11139, 11205, 11241 and four 2102, obsolete..... | 3 00 |
| 13331 | — | No. cancelled. | |
| 13332 | — | " " | |
| 13333 | — | " " | |
| 13334 | — | " " | |
| 13335 | — | " " | |
| 13336 | — | " " | |
| 13337 | — | " " | |
| 13338 | 2346 | Shuttle Cover for 11179..... | 30 |
| 13339 | 2347 | Shuttle, 2½ in. diam. (flush back) left hand, complete, Nos. 749, 11184, 13392, 13420 and 13422..... | 2 00 |
| 13340 | 2244 | Presser Foot with 171D (tube) for two reeds, for 41-3 Machine..... | 4 50 |
| 13341 | 2263 | Presser Foot with 171D (tube) for three reeds, for 41-4 Machine..... | 4 75 |
| 13342 | 2298 | Presser Foot with 171D (tube) for four reeds, for 41-5 Machine..... | 5 00 |
| 13343 | 2281 | Presser Foot with 171D (tube) leaving out the first needle from the right hand side, for 41-5 Machine..... | 4 25 |
| 13344 | 2243 | Presser Foot with 171D (strip folding) for 41-3 Machine..... | 6 00 |
| 13345 | 2281 | Presser Foot with 171D (strip folding) for 41-5 Machine, leaving out the first needle from the right hand side..... | 6 25 |
| 13346 | 2232 | Throat Plate for 13385..... | 5 00 |
| 13347 | 2349 | Under Strip Guide (right) for 13350..... | — |
| 13348 | 2349 | " " " (left) " "..... | — |
| 13349 | 2349 | " " " Plate " "..... | — |
| 13350 | — | " " " (adjustable) complete, Nos. 13347 to 13349 and two 337D..... | 3 00 |
| 13352 | 485 | Arm Side Cap, obsolete..... | 10 |
| 13353 | 2264 | Presser Foot with 171D (strip folding) for 41-4 Machine..... | 6 25 |
| 13354 | 2295 | Presser Foot with 171D (tube) for three reeds, for 41-5 Machine, leaving out the first needle from the right hand side..... | 4 75 |
| 13355 | 2295 | Presser Foot with 171D, for general work, for 41-5 Machine, leaving out the first needle from the right hand side..... | 2 25 |
| 13356 | | | |
| 13357 | 2288 | Presser Foot with 171D (strip folding) for 41-5 Machine..... | 6 50 |
| 13358 | 2234 | Throat Plate for 11225 for 13350..... | 5 00 |

Numerical List of Parts.

| No. | Plate | Name | Each |
|-------|-------|---|--------|
| 13359 | 2251 | Presser Foot with 171D (strip folding) for 41-3 Machine, leaving out the first needle from the right hand side..... | \$6 00 |
| 13360 | 2238 | Feed Dog for 41-6 Machine..... | 2 25 |
| 13361 | 2238 | Throat Plate for 13360..... | 5 50 |
| 13362 | 2231 | " " " 11138 for 13350..... | 4 00 |
| 13363 | 2232 | " " " 11208 " "..... | 4 50 |
| 13364 | 2271 | Presser Foot with 171D (tube) for 41-4 Machine, leaving out the first needle from the right hand side..... | 4 00 |
| 13365 | 2263 | Presser Foot with 171D (tube) for two reeds, for 41-4 Machine, leaving out the first needle from the right hand side..... | 4 50 |
| 13366 | 2292 | Presser Foot with 171D (tube) for two reeds, for 41-5 Machine, leaving out the first and second needles from the right hand side..... | 4 50 |
| 13367 | 2265 | Presser Foot with 171D, for general work, for 41-4 Machine, leaving out the first needle from the right hand side..... | 2 00 |
| 13368 | — | Feed Lifting Rock Shaft 11142 with 11141, for 41-3 to 41-5 Machines..... | 2 25 |
| 13369 | — | Feed Rock Shaft 11143 with 11145, for 41-3 to 41-5 Machines..... | 2 35 |
| 13370 | — | Feed Lifting Rock Shaft 11230 with 11141, for 41-6 to 41-12 Machines..... | 2 25 |
| 13371 | — | Feed Rock Shaft 11231 with 11145, for 41-6 to 41-12 Machines..... | 2 35 |
| 13372 | 2299 | Presser Foot with 171D (tube) for 41-5 Machine, leaving out the first needle from the left hand side..... | 4 25 |
| 13373 | 2348 | Cop Insertor complete, Nos. 13374 to 13377 (A. & A.)..... | 75 |
| 13374 | 2345 | Cop Insertor Centering Guide for 13373..... | 20 |
| 13375 | 2348 | " " Handle (wood) " "..... | 08 |
| 13376 | 2345 | " " Presser for 13373..... | 50 |
| 13377 | 2345 | " " " Spring for 13373..... | 03 |
| 13378 | 2347 | Shuttle, 2½ in. diam. (thick) left hand, complete, Nos. 749, 11184 and 13421 to 13423..... | 2 00 |
| 13379 | 2231 | Feed Dog for 41-4 Machine..... | 1 75 |
| 13380 | 2231 | Throat Plate for 13379..... | 4 50 |
| 13381 | — | Oscillating Shaft Crank 13325 with two 453c, obsolete, use 13416..... | 90 |
| 13382 | 2258 | Presser Foot with 171D (tube) for 41-4 Machine, leaving out the first needle from the left hand side..... | 4 00 |
| 13383 | 2272 | Presser Foot with 171D (tube) for two reeds, for 41-4 Machine, leaving out the first needle from the left hand side..... | 4 50 |

| No. | Plate | Name | Each |
|-------|-------|---|--------|
| 13384 | 2254 | Presser Foot with 171D (strip folding) for 41-3 Machine, leaving out the centre needle..... | \$6 00 |
| 13385 | 2232 | Feed Dog for 41-5 Machine | 2 00 |
| 13386 | 2288 | Presser Foot with 171D (tube) for 41-5 Machine, leaving out the first and second needles from the right hand side..... | 4 00 |
| 13387 | 2298 | Presser Foot with 171D (tube) for 41-5 Machine, leaving out the first and second needles from the left hand side..... | 4 00 |
| 13388 | 2242 | Presser Foot with 171D (tube) for double strips, for two reeds, for 41-3 Machine. . | 4 75 |
| 13389 | 2279 | Presser Foot with 171D (tube) for two strips and three reeds, for 41-5 Machine, leaving out the first needle from the right hand side.. | 5 00 |
| 13390 | 2287 | Presser Foot with 171D (tube) for two strips and four reeds, for 41-5 Machine..... | 5 25 |
| 13391 | — | No. cancelled, order 13346. | |
| 13392 | 2347 | Shuttle Tension Spring for 13339 and 13410. | 15 |
| 13393 | 485 | Arm Shaft Bushing (back)..... | 25 |
| 13394 | 2270 | Presser Foot with 171D, for general work, for 41-4 Machine, leaving out the first needle from the left hand side..... | 2 00 |
| 13395 | 2292 | Presser Foot with 171D, for general work, for 41-5 Machine, leaving out the first needle from the left hand side..... | 2 25 |
| 13396 | 2272 | Presser Foot with 171D (strip folding) for 41-4 Machine, leaving out the first needle from the right hand side..... | 6 00 |
| 13397 | 2245 | Presser Foot with 171D (tube) for 41-3 Machine, leaving out the centre needle.. | 4 00 |
| 13398 | 2264 | Presser Foot with 171D (tube) for double strips, for 41-4 Machine, leaving out the first needle from the right hand side.... | 4 25 |
| 13399 | 2237 | Feed Dog for 41-6 Machine. | 2 25 |
| 13400 | 2237 | Throat Plate for 13399..... | 5 50 |
| 13401 | 2234 | Feed Dog for 41-5 Machine..... | 2 00 |
| 13402 | 2234 | Throat Plate for 13401 for 13350..... | 5 00 |
| 13403 | 492 | Shuttle Driver Supporting Shaft for 41-3 to 41-5 Machines..... | 25 |
| 13404 | 2312 | Presser Foot with 171D (strip folding) for 41-6 Machine..... | 6 75 |
| 13405 | 2309 | Presser Foot with 171D (tube) for five reeds, for 41-6 Machine..... | 5 25 |
| 13406 | 2231 | Throat Plate for 13379 for 13350..... | 4 50 |
| 13407 | 2244 | Presser Foot with 171D, for general work, for 41-3 Machine, leaving out the first needle from the right hand side..... | 2 00 |

| No. | Plate | Name | Each |
|--------|-------|--|--------|
| 13408 | 2243 | Presser Foot with 171D, for general work, for 41-3 Machine, leaving out the first needle from the left hand side..... | \$2 00 |
| 13409 | 2247 | Presser Foot with 171D (tube) for 41-3 Machine, leaving out the first needle from the right hand side..... | 4 00 |
| 13410 | 2347 | Shuttle, 2 $\frac{1}{8}$ in. diam. (thin) left hand, complete, Nos. 768, 11184, 13392, 13411 and 13412..... | 2 00 |
| *13411 | — | Shuttle Body for 13410..... | 1 75 |
| 13412 | 2347 | “ Cover “ “ | 30 |
| 13413 | — | No. cancelled, order 13392. | |
| 13414 | 2269 | Presser Foot with 171D (tube) for 41-4 Machine, leaving out the first and second needles from the right hand side..... | 4 00 |
| 13415 | 2246 | Presser Foot with 171D (tube) for 41-3 Machine, leaving out the first needle from the left hand side | 4 00 |
| 13416 | 2345 | Oscillating Shaft Crank 13324 with 453c, 1513c and 5868 | 1 15 |
| 13417 | | | |
| 13418 | | | |
| 13419 | — | No. cancelled, order 11260 and give gauge required. | |
| *13420 | — | Shuttle Body for 13339..... | 1 75 |
| *13421 | — | “ “ “ 13378..... | 1 75 |
| 13422 | 2347 | “ Cover for 13339 and 13378..... | 30 |
| 13423 | 2347 | “ Tension Spring for 13378..... | 15 |
| 13424 | | | |
| 13425 | | | |
| 13426 | | | |
| 13427 | | | |
| 13428 | 2238 | Feed Dog for 41-7 Machine..... | 2 50 |
| 13429 | 2238 | Throat Plate for 13428..... | 6 00 |
| 13430 | 2294 | Presser Foot with 171D (strip folding) for 41-5 Machine, leaving out the first needle from the left hand side..... | 6 25 |
| 13431 | | | |
| 13432 | | | |
| 13433 | | | |
| 13434 | 2258 | Presser Foot with 171D, with groove on bottom between centre needles, for steel, for 41-4 Machine | 2 50 |
| 13435 | 2231 | Feed Dog for 41-4 Machine..... | 1 75 |
| 13436 | 2231 | Throat Plate for 13435..... | 4 50 |

| No. | Plate | Name | Each |
|-------|-------|---|--------|
| 13437 | 2332 | Presser Foot with 171D (hinged, tube) for 41-4 Machine..... | \$6 25 |
| 13438 | 2240 | Feed Dog for 41-8 Machine..... | 2 75 |
| 13439 | 2240 | Throat Plate for 13438..... | 6 50 |
| 13440 | 2230 | Feed Dog for 41-3 Machine..... | 1 50 |
| 13441 | 2230 | Throat Plate for 13440..... | 4 00 |
| 13442 | 2230 | Feed Dog for 41-3 Machine..... | 1 75 |
| 13443 | 2230 | Throat Plate for 13442..... | 4 00 |
| 13444 | 2280 | " " with understrip guide, for 18440..... | 5 00 |
| 13445 | 2233 | Feed Dog for 41-4 Machine..... | 1 75 |
| 13446 | 2233 | Throat Plate for 13445..... | 4 50 |
| 13447 | 483 | Face Plate 11129 with 11154 and five 401E..... | 1 60 |
| 13448 | 2233 | Feed Dog for 41-5 Machine..... | 2 00 |
| 13449 | 2233 | Throat Plate for 13448..... | 5 00 |
| 13450 | 2233 | " " " 13385 for 13350..... | 5 00 |
| 13451 | 2284 | " " grooved for four reeds, for 11225..... | 5 00 |
| 13452 | 2233 | Feed Dog for 41-5 Machine..... | 2 00 |
| 13453 | 2233 | Throat Plate, for understrip, for 13452..... | 5 50 |
| 13454 | 2235 | Feed Dog for 41-5 Machine..... | 2 25 |
| 13455 | 2235 | Throat Plate for 13454..... | 5 00 |
| 13456 | 2235 | Feed Dog for 41-5 Machine..... | 2 00 |
| 13457 | 2235 | Throat Plate for 13456..... | 5 00 |
| 13458 | 2236 | Feed Dog for 41-5 Machine..... | 2 00 |
| 13459 | 2236 | Throat Plate for 13458..... | 5 00 |
| 13460 | 2236 | Feed Dog for 41-6 Machine..... | 2 25 |
| 13461 | 2236 | Throat Plate for 13460..... | 5 50 |
| 13462 | 2231 | Presser Foot with 171D, grooved for three reeds, for 41-5 Machine, leaving out the first needle from the right hand side..... | 2 75 |
| 13463 | 2230 | Feed Dog for 41-3 Machine..... | 1 50 |
| 13464 | 2230 | Throat Plate for 13463 for 13350..... | 4 00 |

Nos. 13465 to 13485 for 41-3 Machine.

| | | | |
|-------|------|---|------|
| 13465 | 2252 | Presser Foot with 171D (strip folding) for straps..... | 6 25 |
| 13466 | 2249 | Presser Foot with 171D (strip folding) with guide for interlining..... | 6 00 |
| 13467 | 2251 | Presser Foot with 171D (strip folding) for two reeds, with guide for interlining..... | 6 50 |
| 13468 | 2245 | Presser Foot with 171D (tube) for two steels..... | 4 50 |
| 13469 | 2248 | " " " " for braiding..... | 3 00 |
| 13470 | 2253 | " " " " (strip folding) with two cord tubes, for cording edges of folded strip..... | 7 00 |
| 13471 | 2249 | Presser Foot with 171D, slotted for strip..... | 3 00 |
| 13472 | 2250 | " " " " (tube) for three ribbons, to stitch edge of ribbons on skirts..... | 4 25 |
| 13473 | 2250 | Presser Foot with 171D (hinged, tube)..... | 5 00 |

| No. | Plate | Name | Each |
|-------|-------|---|--------|
| 13474 | 2248 | Presser Foot with 171D, with two flat grooves, for strips..... | \$3 00 |
| 13475 | 2247 | Presser Foot with 171D, with two flat grooves, for steels, without left hand guide..... | 3 00 |
| 13476 | 2246 | Presser Foot with 171D (tube) for double strips, for two reeds, plain bottom..... | 4 75 |
| 13477 | 2255 | Presser Foot with 171D (tube) for double strips, leaving out the centre needle..... | 4 00 |
| 13478 | 2254 | Presser Foot with 171D (strip folding) with guides for stitching strips on under edge of folded strip, leaving out the centre needle..... | 6 50 |
| 13479 | 2255 | Presser Foot with 171D (strip folding) for two reeds..... | 6 50 |
| 13480 | 2256 | Presser Foot with 171D (hinged, tube) leaving out the first needle from the left hand side..... | 5 00 |
| 13481 | 2256 | Presser Foot with 171D (tube) for double strips..... | 4 25 |
| 13482 | — | Presser Foot with 171D, with upper and lower strip folder and two reed guides... .. | 7 25 |
| 13483 | | | |
| 13484 | | | |
| 13485 | 2257 | Presser Foot with 171D (double tube) for guiding elastic and wide ribbon for garters..... | 5 00 |

Nos. 13486 to 13500 for 41-4 Machine.

| | | | |
|-------|------|---|------|
| 13486 | 2271 | Presser Foot with 171D, with upper and lower strip folder..... | 7 25 |
| 13487 | 2259 | Presser Foot with 171D (strip folding) with two cord tubes and guides, for steel and interlining..... | 7 50 |
| 13488 | 2266 | Presser Foot with 171D (strip folding) with tongue slotted to insert paper strip..... | 6 25 |
| 13489 | 2268 | Presser Foot with 171D, grooved for rattan..... | 2 75 |
| 13490 | 2269 | " " " " (hinged) for general work..... | 4 25 |
| 13491 | 2268 | Presser Foot with 171D (tube) for two upper strips, with lining and interlining tubes..... | 5 00 |
| 13492 | 2260 | Presser Foot with 171D, with keel slotted for tape..... | 4 50 |
| 13493 | 2267 | Presser Foot with 171D (tube) for corded strip, with right and left strip folders..... | 7 00 |
| 13494 | 2267 | Presser Foot with 171D (tube) for two strips..... | 4 50 |
| 13495 | 2260 | " " " " " " " " plain bottom..... | 4 50 |

Numerical List of Parts.

| No. | Plate | Name | Each |
|-------|-------|--|--------|
| 13496 | 2273 | Presser Foot with 171D with two flat grooves, for steels, needle holes at edge of grooves, leaving out the first needle from the left hand side..... | \$4 00 |
| 13497 | 2261 | Presser Foot with 171D with two flat grooves, for steels..... | 4 25 |
| 13498 | 2273 | Presser Foot with 171D (tube) for double strips, for three reeds, plain bottom..... | 5 00 |
| 13499 | 2261 | Presser Foot with 171D (tube) for double strips, leaving out the first needle from the left hand side..... | 4 25 |
| 13500 | 2274 | Presser Foot with 171D (tube) for double strips..... | 4 50 |
| 25955 | 2348 | Oiler with 25956 (A. & A.)..... | 15 |
| 25956 | 2348 | " Spout, 8½ in. long, for 25955..... | 07 |
| 26026 | 2348 | Screw Driver, machine (A. & A.)..... | 10 |
| 26064 | 2348 | Tape Holder Foot with 736D and three wood screws 1 in. No. 12, for 26343 and 26922.. | 20 |
| 26066 | 989 | Tape Holder Bracket Wire for 26067..... | |
| 26067 | — | " " " " 26066 with 26068 and 26072, for 26074..... | 60 |
| 26068 | 989 | Tape Holder Disc for 26071..... | 15 |
| 26069 | 989 | " " " Hub for 26071, 26916 and 26917..... | — |
| 26070 | — | Tape Holder Disc Hub Rivet for 26071, 26916 and 26917..... | — |
| 26071 | — | Tape Holder Disc 26068 with 26069 and three 26070, for 26074..... | 40 |
| 26072 | 989 | Tape Holder Tape Guide for 26067..... | — |
| 26073 | 492 | " " Tension Adjusting Collar with 286D, for 26074 and 26921..... | 15 |
| 26074 | 989 | Tape Holder (10 in. disc) complete, Nos. 13211, 26067, 26071 and 26073, for 26343.. | 1 25 |
| 26343 | — | Tape Holder 26074 with 26064..... | 1 45 |
| 26485 | 2348 | Screw Driver, shuttle tension (A. & A.)... | 05 |
| 26882 | 2349 | Quilter Clamp with two 202, for 26884..... | 60 |
| 26883 | 2349 | " Gauge for 26884..... | 40 |
| 26884 | 2349 | " complete, Nos. 26882 and 26883.... | 1 00 |
| 26885 | 2349 | Strip Folder..... | 3 00 |
| 26886 | 2349 | " " with two guides for steels.... | 2 75 |
| 26910 | 2341 | Tape Holder Bracket Wire for 26911..... | — |
| 26911 | — | " " " " 26910 with 26914 and 26918, for 26921..... | 60 |
| 26912 | 2341 | Tape Holder Bracket Wire for 26913..... | — |
| 26913 | — | " " " " 26912 with 26915 and 26919, for 26921..... | 60 |
| 26914 | 2341 | Tape Holder Disc (6 in.) for 26911 and 26916 | 15 |
| 26915 | 2341 | " " " (8 ") for 26913 and 26917 | 15 |
| 26916 | 2341 | " " " 26914 with 26069 and three 26070, for 26921..... | 40 |

Numerical List of Parts.

| No. | Plate | Name | Each |
|-------|-------|---|-------|
| 26917 | 2341 | Tape Holder Disc 26915 with 26069 and three 26070, for 26921..... | \$ 40 |
| 26918 | 2341 | Tape Holder Tape Guide for 26911..... | — |
| 26919 | 2341 | " " " " " 26913..... | — |
| 26920 | 2341 | " " " Separating Disc (8 in.) for 26921..... | 15 |
| 26921 | 2341 | Tape Holder (double) 6 in. and 8 in. discs, complete, Nos. 26911, 26913, 26916, 26917 and two each 13211 and 26073, for 26922.. | 2 30 |
| 26922 | — | Tape Holder 26921 with 26064..... | 2 50 |
| 27070 | 363 | Shaft Driving Pulley, 10 in. diam., grooved, 1⅜ in. bore, sectional, with two 5970, for 27645..... | 45 |
| 27473 | 1101 | Cone Pulley Centre Bearing for 27509..... | 08 |
| 27474 | 363 | Dress Guard (right hand) for 27644..... | 08 |
| 27476 | — | Driving Pulley Friction Ring (leather) for 27630..... | 05 |
| 27483 | 1101 | Lever Brake Spring for 27644..... | 02 |
| 27485 | 1101 | " Hinge Pin for 27644..... | 01 |
| 27497 | 1101 | " Brake Strip (leather) for 27644..... | 02 |
| 27508 | 362 | Belt Guard for 27644..... | 08 |
| 27509 | 362 | Cone Pulley, three speed, 2½ in., 3⅜ in. and 5¼ in. diam., with 27473, for 27644..... | 60 |
| 27529 | 362 | Lever for 27644..... | 25 |
| 27600 | 1101 | Driving Pulley Hollow Stud Position Stud for 27631..... | 02 |
| 27630 | 362 | Driving Pulley, 6 in. diam., with 9550, 27476 and two 7958, for 27644..... | 60 |
| 27631 | 1101 | Driving Pulley Hollow Stud with 27600, for 27644..... | 15 |
| 27632 | — | Driving Pulley Hollow Stud Wick for 27633 | 01 |
| 27633 | — | " " " " " Wire with 27632, for 27644..... | 05 |
| 27634 | 362 | Frame for 27644..... | 60 |
| 27635 | 362 | Oil Cup for 27644..... | 25 |
| 27636 | 363 | Treadle for 27642..... | 30 |
| 27637 | 362 | " Pitman Rod (lower) for 27640..... | 05 |
| 27638 | 1101 | " " " " Spring for 27640..... | 03 |
| 27639 | 362 | Treadle Pitman Rod (upper) for 27640..... | 05 |
| 27640 | 362 | " " complete, Nos. 2762, 9079 and 27637 to 27639, for 27643..... | 35 |
| 27642 | — | Treadle 27636 with 2878, 9082 and four wood screws 1 in. No. 16, for 27643..... | 45 |
| 27643 | — | Treadle and Pitman complete, Nos. 27640 and 27642, for 27645..... | 80 |
| 27644 | — | Transmitter complete, Nos. 138E, 427E, 15080, 2018, 12178, 27474, 27483, 27485, 27497, 27508, 27509, 27529, 27630, 27631, 27633 to 27635, two each 145E, 3560 and four wood screws 1½ in. No. 16, for 27645.. | 3 00 |

Numerical List of Parts.

| No. | Plate | Name | Each |
|---------------------------------------|-------|--|--------|
| 27645 | — | Under Driver, lever pressure, three speed, complete, Nos. 27070, 27643 and 27644... | \$4 00 |
| 29599 | 2345 | Arm Oil Tube Packing (felt) for 11119..... | — |
| Nos. 33001 to 33003 for 41-4 Machine. | | | |
| 33001 | 2274 | Presser Foot with 171D (tube) for double strips, two flat grooves on bottom, for stays..... | 5 00 |
| 33002 | 2263 | Presser Foot with 171D (tube) with two flat grooves on bottom, for two reeds, with space between centre needles, for steel... | 4 75 |
| 33003 | 2262 | Presser Foot with 171D (tube) for double strips, for two reeds, grooved on bottom between centre needles, for steel..... | 5 00 |
| Nos. 33004 to 33035 for 41-5 Machine. | | | |
| 33004 | 2279 | Presser Foot with 171D (strip folding) with three guides, for reeds, leaving out the first needle from the right hand side..... | 6 75 |
| 33005 | 2286 | Presser Foot with 171D (strip folding) with four guides, for reeds..... | 7 50 |
| 33006 | 2300 | Presser Foot with 171D, with upper and lower strip folder..... | 7 50 |
| 33007 | 2293 | Presser Foot with 171D (strip folding) with tongue slotted to insert paper strip..... | 6 50 |
| 33008 | 2280 | Presser Foot with 171D, grooved for two reeds between the first and second needles from the left hand side and the first and second needles from the right hand side.. | 3 00 |
| 33009 | 2286 | Presser Foot with 171D (tube) for covering two cords with two strips, leaving out the first needle from the left hand side..... | 4 75 |
| 33010 | 2278 | Presser Foot with 171D, grooved in front of needle holes, for circular boning..... | 4 25 |
| 33011 | 2277 | Presser Foot with 171D (hinged) for general work..... | 4 50 |
| 33012 | 2278 | Presser Foot with 171D, for general work, leaving out the first and second needles from the left hand side..... | 2 00 |
| 33013 | 2280 | Presser Foot with 171D, for double strips, for three reeds, plain bottom, leaving out the first needle from the right hand side..... | 5 00 |
| 33014 | 2276 | Presser Foot with 171D (hinged, tube) for double strips, for three reeds, leaving out the first needle from the right hand side | 6 00 |
| 33015 | 2276 | Presser Foot with 171D (tube) for three reeds and strip and interlining, leaving out the first needle from the right hand side..... | 5 00 |

Numerical List of Parts.

| No. | Plate | Name | Each |
|-------|-------|---|--------|
| 33016 | 2275 | Presser Foot with 171D (tube) for four reeds and strip and interlining..... | \$5 25 |
| 33017 | 2275 | Presser Foot with 171D (tube) for double strips..... | 4 75 |
| 33018 | 2284 | Presser Foot with 171D (tube) for double strips, leaving out the first needle from the right hand side..... | 4 50 |
| 33019 | 2284 | Presser Foot with 171D (tube) for double strips, lower strip guide between the second needle from the left hand side and the first needle from the right hand side, leaving out the first needle from the left hand side..... | 4 50 |
| 33020 | 2302 | Presser Foot with 171D (tube) for double strips, lower strip guide between the second needle from the left hand side and the first needle from the right hand side..... | 4 75 |
| 33021 | 2302 | Presser Foot with 171D (tube) for double strips, grooved for reeds, leaving out the first needle from the right hand side..... | 4 50 |
| 33022 | 2301 | Presser Foot with 171D (tube) for double strips, with two flat grooves on bottom between the second needle from the left hand side and the centre needle, and between the first and second needles from the right hand side, for stays, lower strip guide between the second needle from the left hand side and the second needle from the right hand side..... | 5 00 |
| 33023 | 2301 | Presser Foot with 171D (tube) for double strips, with two flat grooves on bottom, for stays, leaving out the first needle from the left hand side..... | 4 75 |
| 33024 | 2291 | Presser Foot with 171D, 236 and Adjustable Guide No. 33025..... | 3 25 |
| 33025 | 2291 | Presser Foot Adjustable Guide for 33024... | 25 |
| 33026 | 2290 | “ “ with 171D (tube) for two upper strips with lining and interlining tubes, leaving out the first needle from the right hand side..... | 5 00 |
| 33027 | 2290 | Presser Foot with 171D (tube) for two reeds between the first and second needles from the left hand side and the first and second needles from the right hand side.... | 4 75 |
| 33028 | 2296 | Presser Foot with 171D (tube) for three reeds, plain bottom, leaving out the first needle from the right hand side..... | 4 75 |
| 33029 | 2283 | Presser Foot with 171D, grooved for braiding corded strip..... | 5 00 |
| 33030 | 2296 | Presser Foot with 171D, for braiding..... | 4 00 |

Numerical List of Parts.

| No. | Plate | Name | Each |
|---------------------------------------|-------|--|--------|
| 33031 | 2289 | Presser Foot with 171D, slotted for tape between the first and second needles from the left hand side and between the first and second needles from the right hand side. | \$4 50 |
| 33032 | 2303 | Presser Foot with 171D, slotted and grooved for tape between the first and second needles from the left hand side and between the centre and second needles from the right hand side, leaving out the first needle from the right hand side. | 4 25 |
| 33033 | 2282 | Presser Foot with 171D (tube) for two strips, leaving out the first needle from the right hand side. | 4 50 |
| 33034 | 2285 | Presser Foot with 171D (tube) for double strips, for three reeds, leaving out the first needle from the left hand side. | 5 00 |
| 33035 | 2282 | Presser Foot with 171D (tube) for four reeds, plain bottom. | 5 00 |
| Nos. 33036 to 33046 for 41-6 Machine. | | | |
| 33036 | 2304 | Presser Foot with 171D (hinged) for strip folding. | 7 50 |
| 33037 | 2314 | Presser Foot with 171D, for cording, for covering three cords with three strips. | 6 00 |
| 33038 | 2310 | Presser Foot with 171D (hinged) for general work. | 4 75 |
| 33039 | 2308 | Presser Foot with 171D (hinged) for braiding. | 6 00 |
| 33040 | 2306 | " " " " for braiding, for stitching the braid on the left hand edge. | 5 00 |
| 33041 | 2314 | Presser Foot with 171D (tube) for three strips. | 5 00 |
| 33042 | 2305 | Presser Foot with 171D (tube) leaving out the first needle from the right hand side. | 4 50 |
| 33043 | 2307 | Presser Foot with 171D (hinged, tube). | 6 75 |
| 33044 | 2297 | " " " " (tube) for double strips, for two reeds, grooved between the second needle from the left hand side and the third needle from the right hand side, for steel, leaving out the third needle from the left hand side and the first needle from the right hand side. | 5 00 |
| 33045 | 2297 | Presser Foot with 171D (tube) for double strips, for four reeds, plain bottom, leaving out the first needle from the right hand side. | 5 25 |
| 33046 | 2305 | Presser Foot with 171D (tube) for double strips, for two reeds between the first and second needles from the left hand side and the first and second needles from the right hand side. | 5 50 |

Numerical List of Parts.

| No. | Plate | Name | Each |
|-------|-------|---|--------|
| 33047 | 2313 | Presser Foot with 171D (strip folding) for 41-7 Machine, leaving out the first, second and third needles from the left hand side. | \$6 25 |
| 33048 | 2320 | Presser Foot with 171D (hinged) for general work, for 41-8 Machine. | 5 25 |
| 33049 | 2310 | Presser Foot with 171D (tube) for four reeds, plain bottom, for 41-6 Machine, leaving out the first needle from the right hand side. | 5 00 |
| 33050 | 2318 | Presser Foot with 171D (tube) for four strips, for 41-8 Machine. | 5 50 |
| 33051 | 2326 | Presser Foot with 171D (tube) for five strips, for 41-10 Machine. | 6 00 |
| 33052 | 2323 | Presser Foot with 171D, with five flat grooves, for strips, for 41-10 Machine. | 5 75 |
| 33053 | 2330 | Presser Foot with 171D, for double strip folding, for 41-12 Machine, leaving out the first and second needles from the left hand side and the first and sixth needles from the right hand side. | 7 50 |
| 33054 | 2285 | Presser Foot with 171D (tube) for five strips, for 41-5 Machine. | 5 00 |
| 33055 | 2266 | Presser Foot with 171D (hinged, tube) for 41-4 Machine, leaving out the first needle from the right hand side. | 5 00 |
| 33056 | 2343 | Feed Dog for 41-4 Machine. | 1 75 |
| 33057 | 2343 | Throat Plate for 33056. | 4 50 |
| 33058 | 2343 | Feed Dog for 41-4 Machine. | 1 75 |
| 33059 | 2343 | Throat Plate for 33058. | 4 50 |
| 33060 | 2342 | Feed Dog for 41-7 Machine. | 2 50 |
| 33061 | 2342 | Throat Plate for 33060. | 6 00 |
| 33062 | 2343 | Feed Dog for 41-4 Machine. | 1 75 |
| 33063 | 2343 | Throat Plate for 33062. | 4 50 |
| 33064 | — | Presser Foot with 171D (strip folding) for 41-5 Machine, leaving out the first and second needles from the right hand side. | 6 00 |

PLATE 362—ONE-FOURTH SIZE

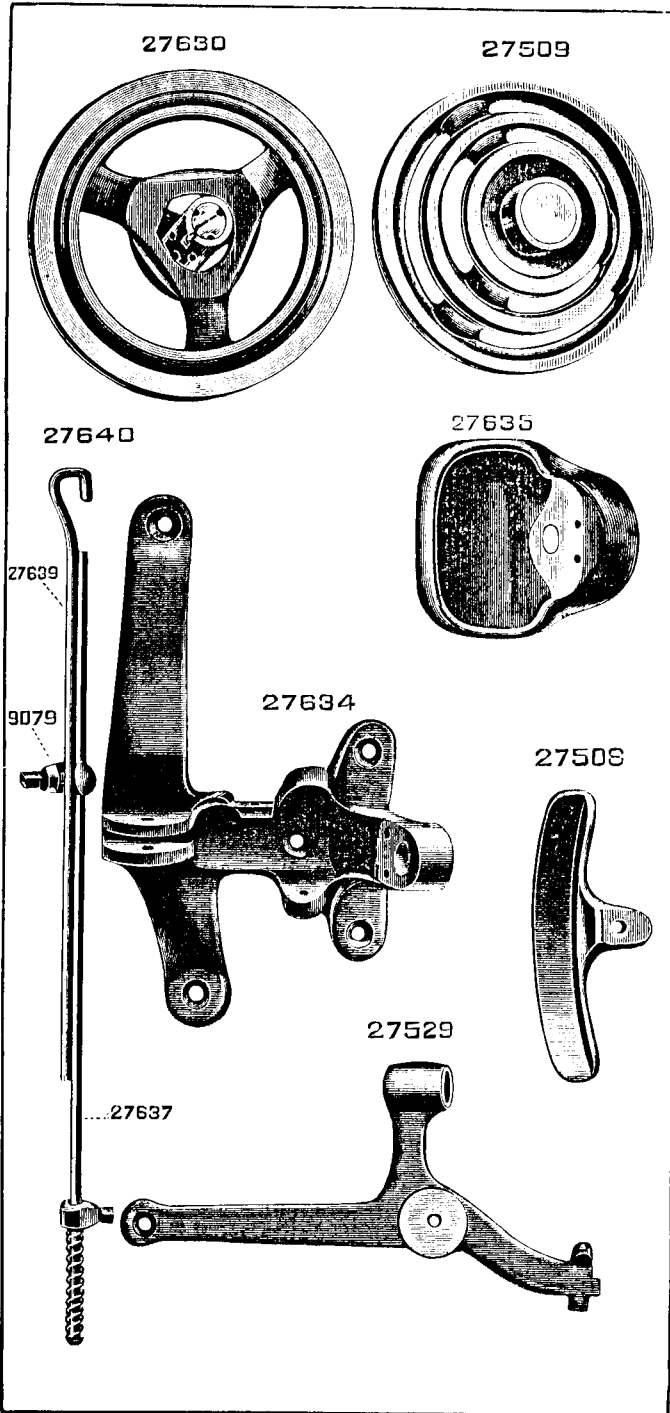


PLATE 363—ONE-FOURTH SIZE

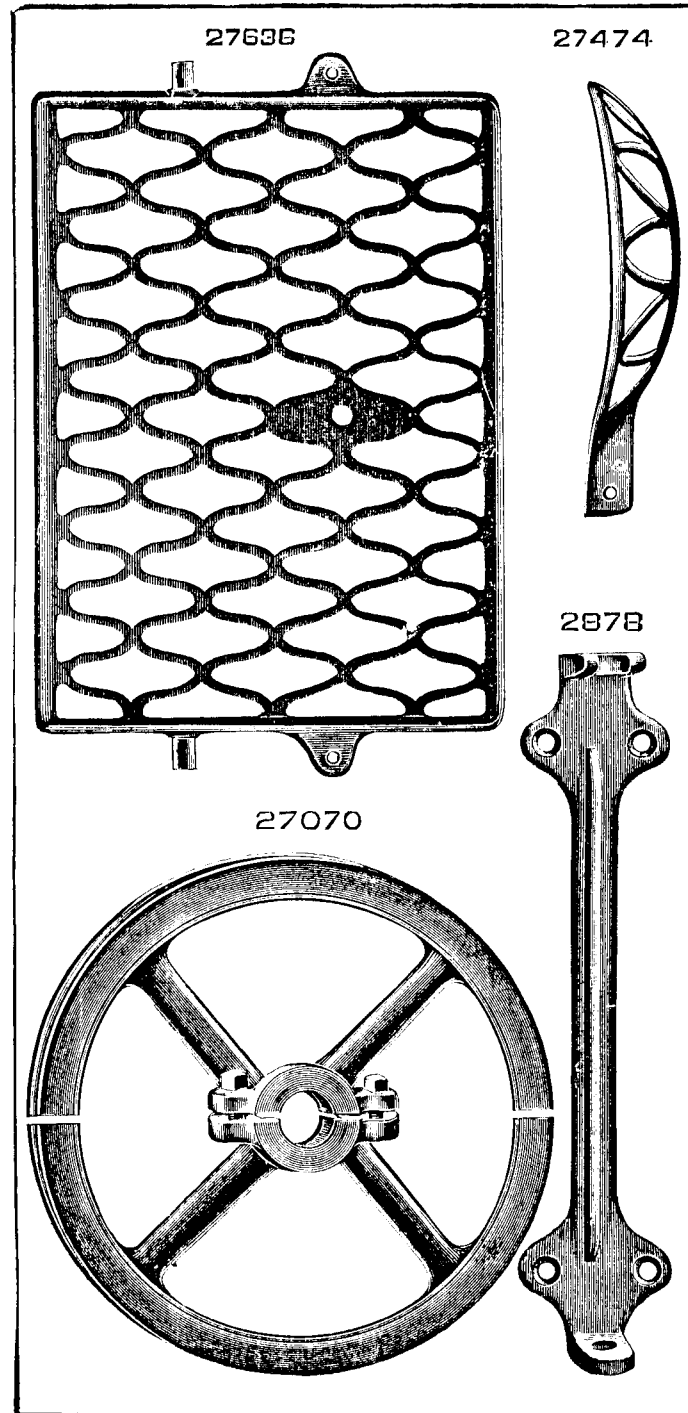


PLATE 483—ONE-FOURTH SIZE

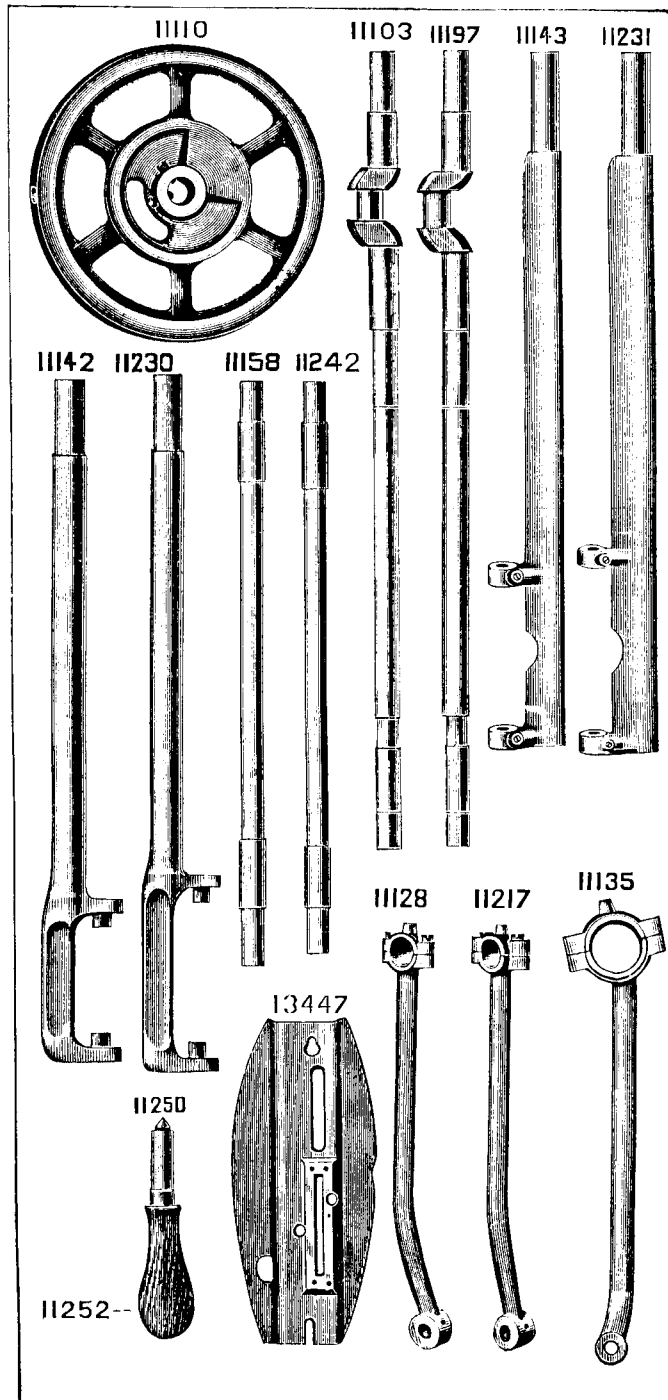


PLATE 484—ONE-FOURTH SIZE

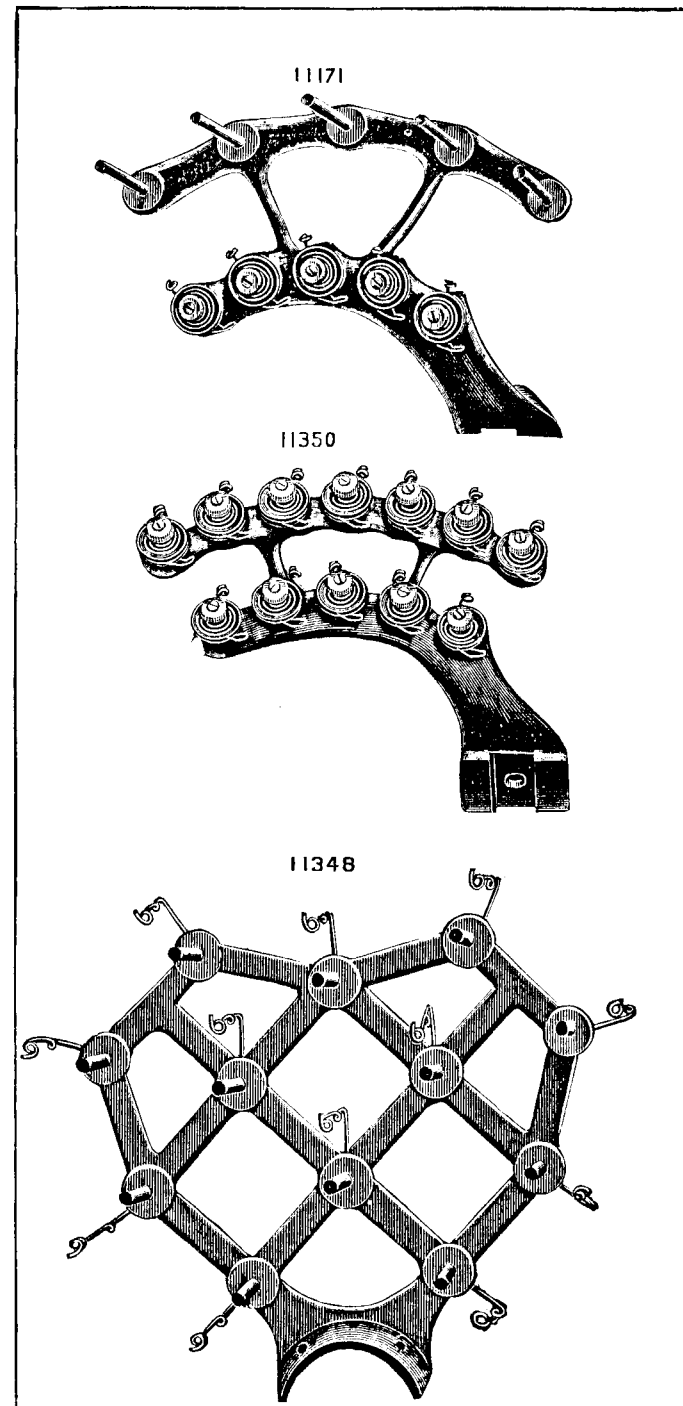


PLATE 485—ONE-HALF SIZE

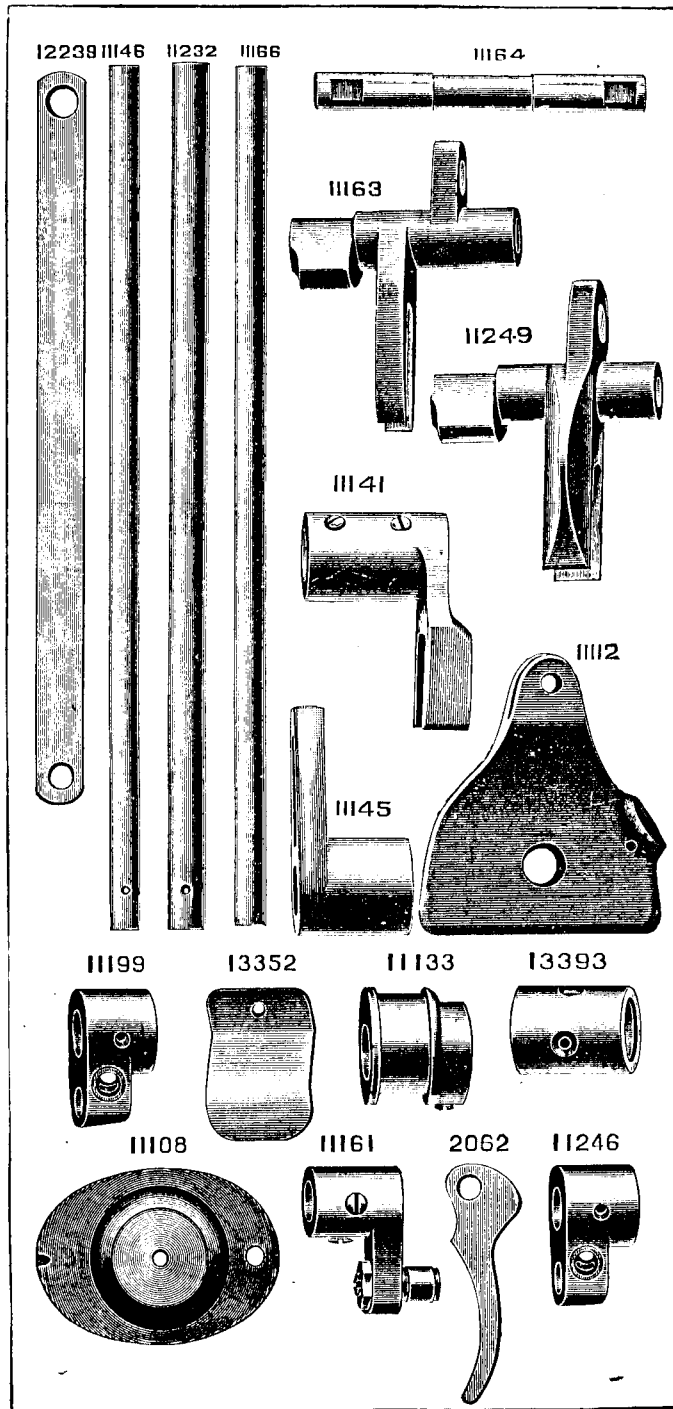


PLATE 486—ONE-HALF SIZE

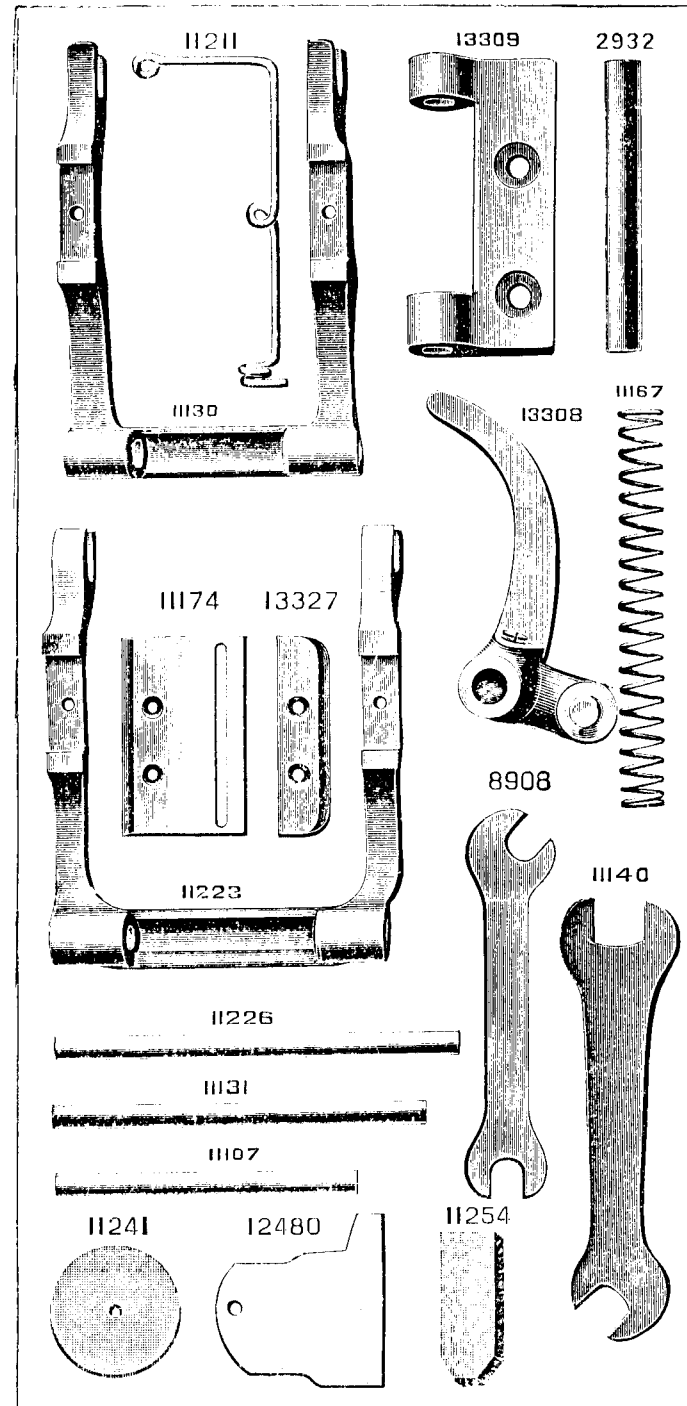


PLATE 487—ONE-HALF SIZE

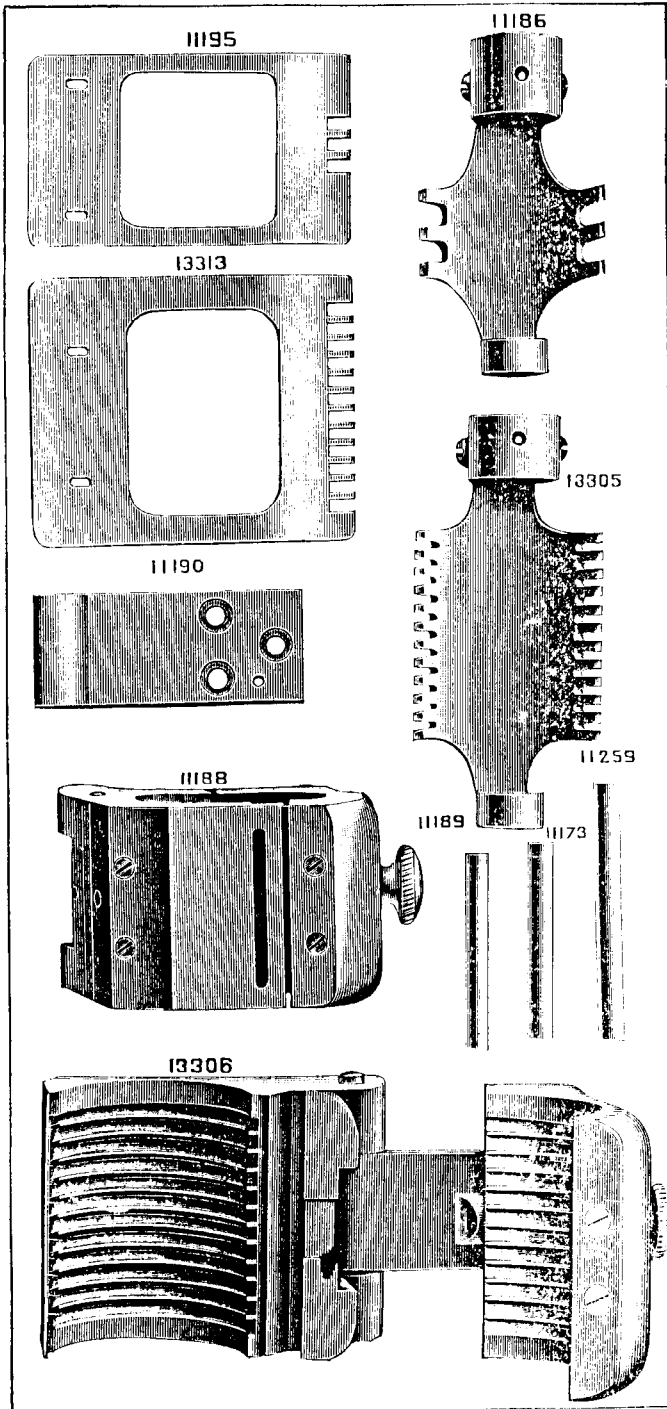


PLATE 488—FULL SIZE

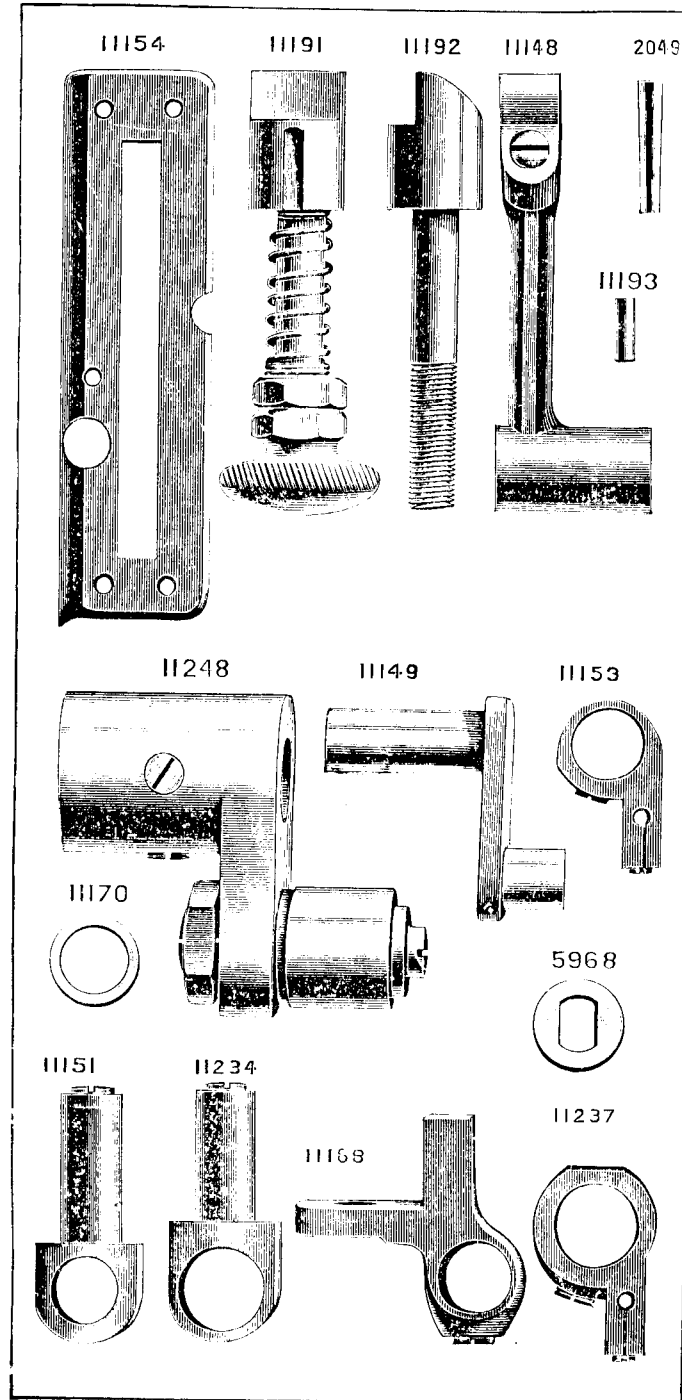


PLATE 489—ONE-HALF SIZE

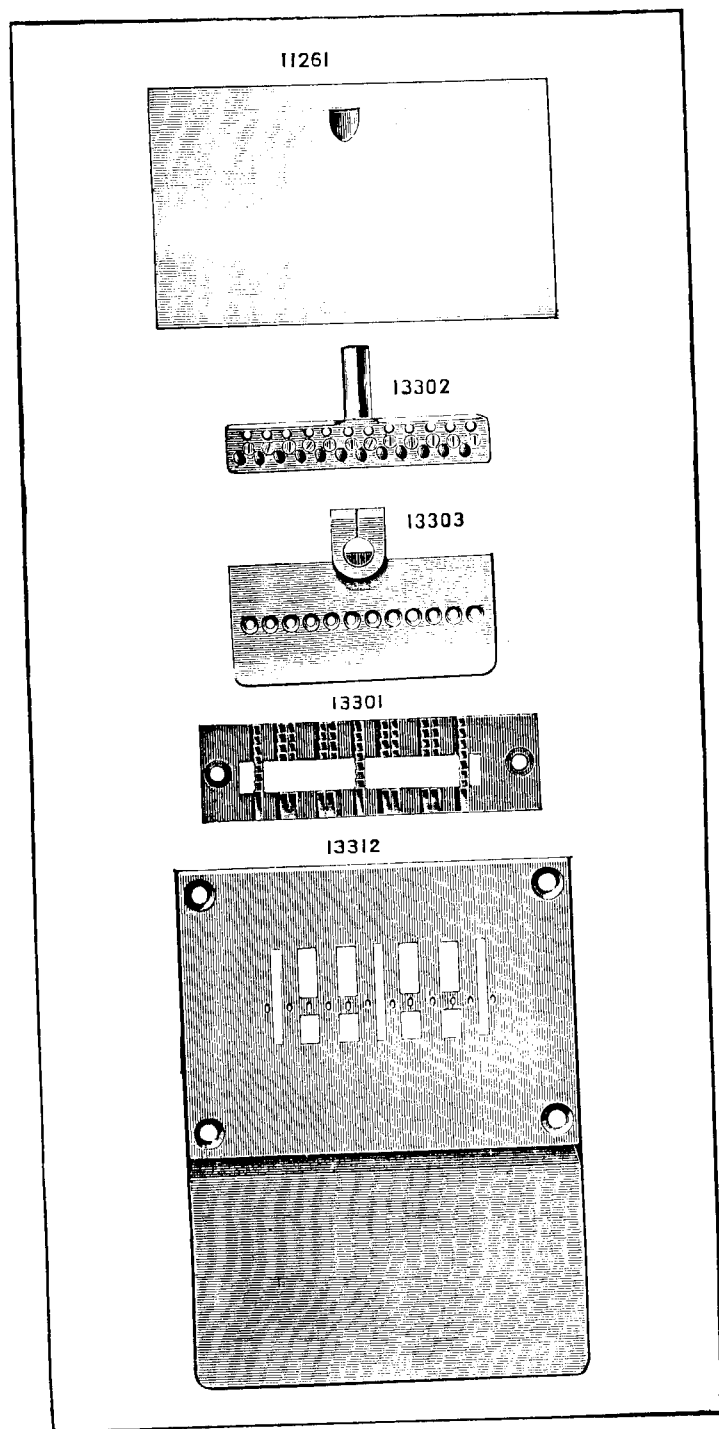


PLATE 490—ONE-HALF SIZE

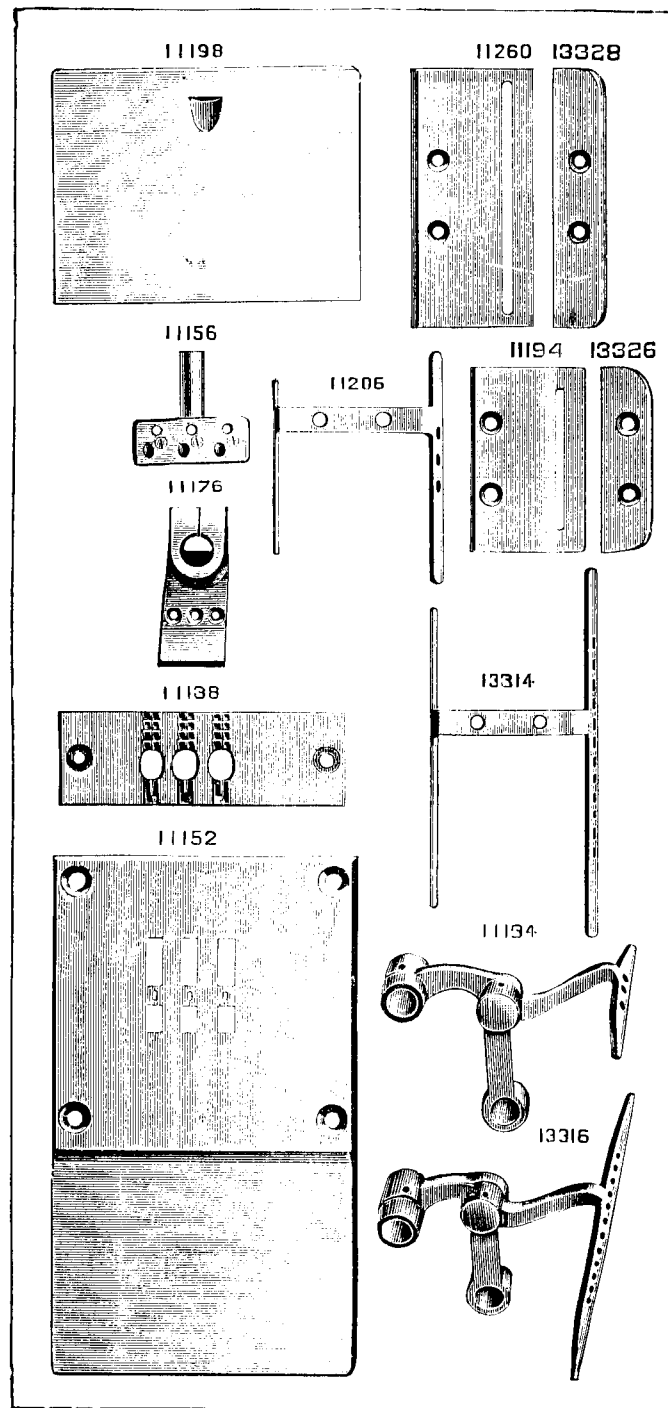


PLATE 491—FULL SIZE

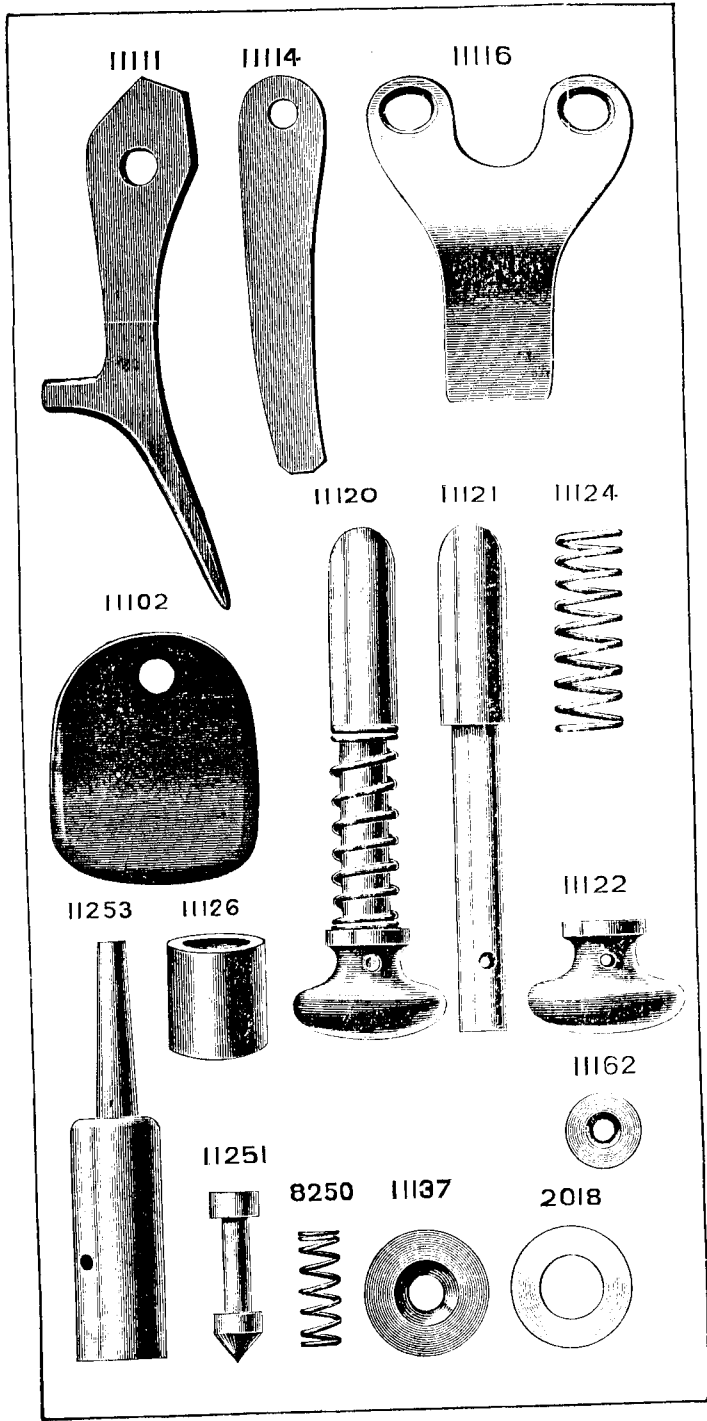


PLATE 492—FULL SIZE

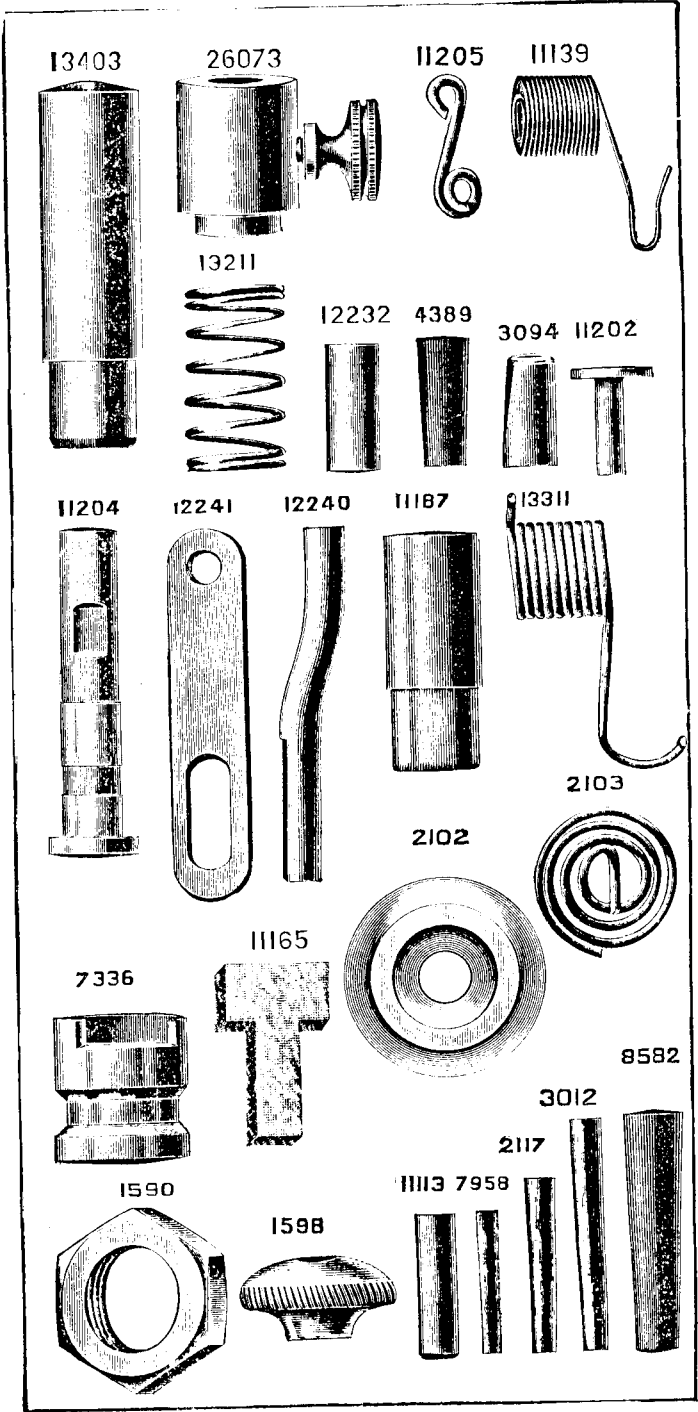


PLATE 493—FULL SIZE




PLATE 494—FULL SIZE




PLATE 495—ONE-FOURTH SIZE

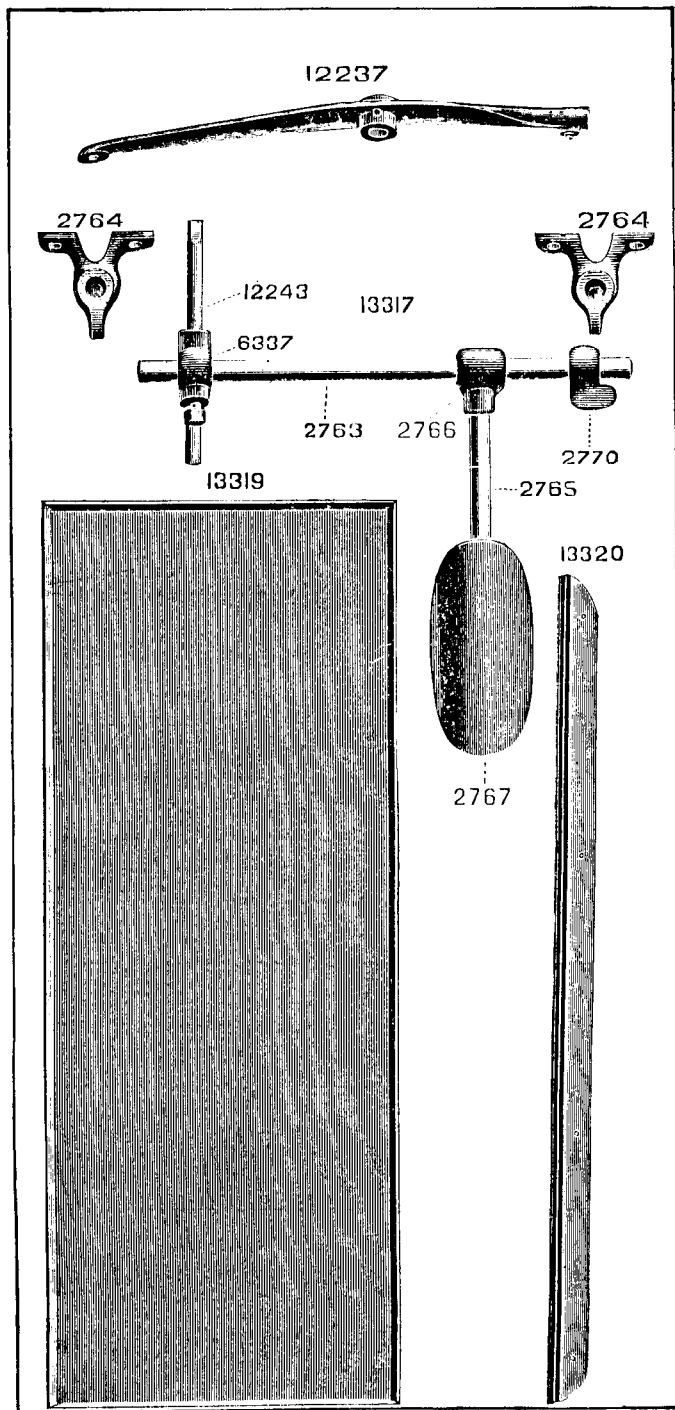


PLATE 989—ONE-FOURTH SIZE

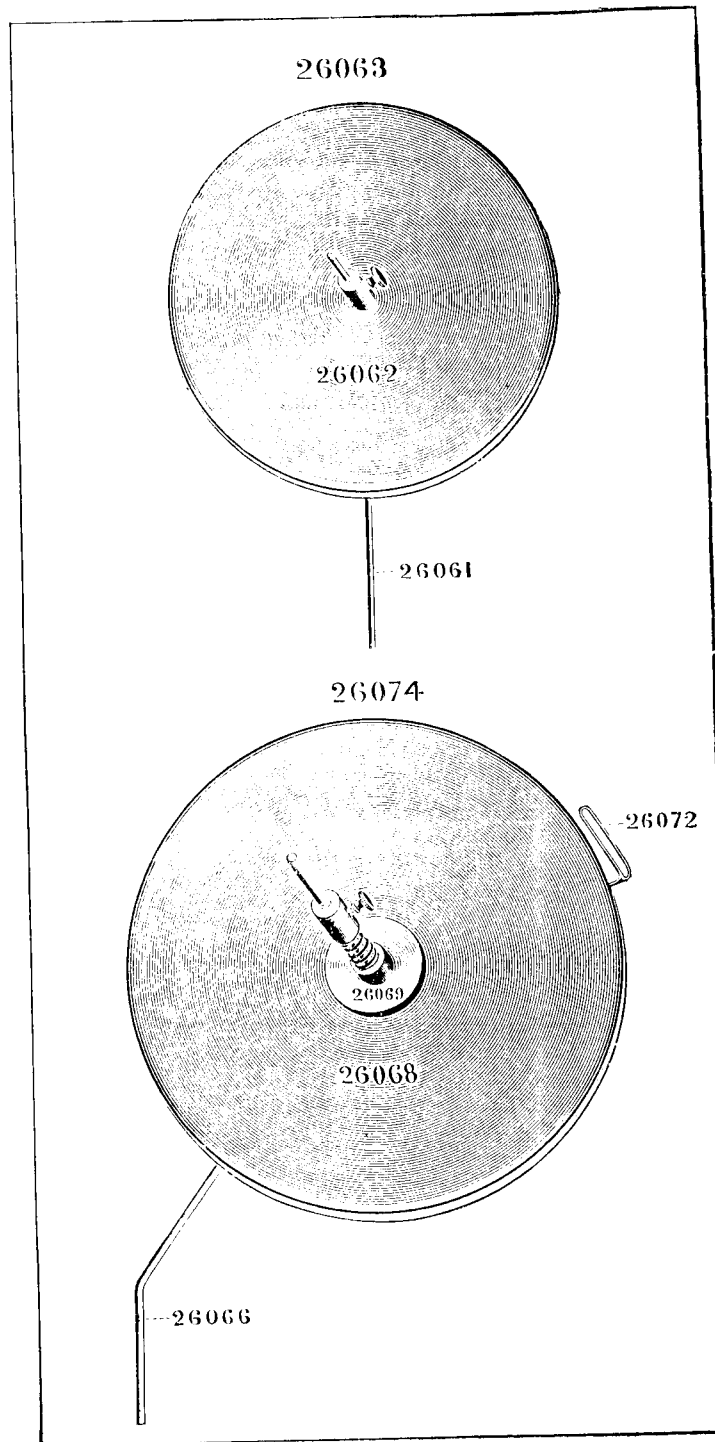


PLATE 1101--FULL SIZE




PLATE 2230--ONE-HALF SIZE

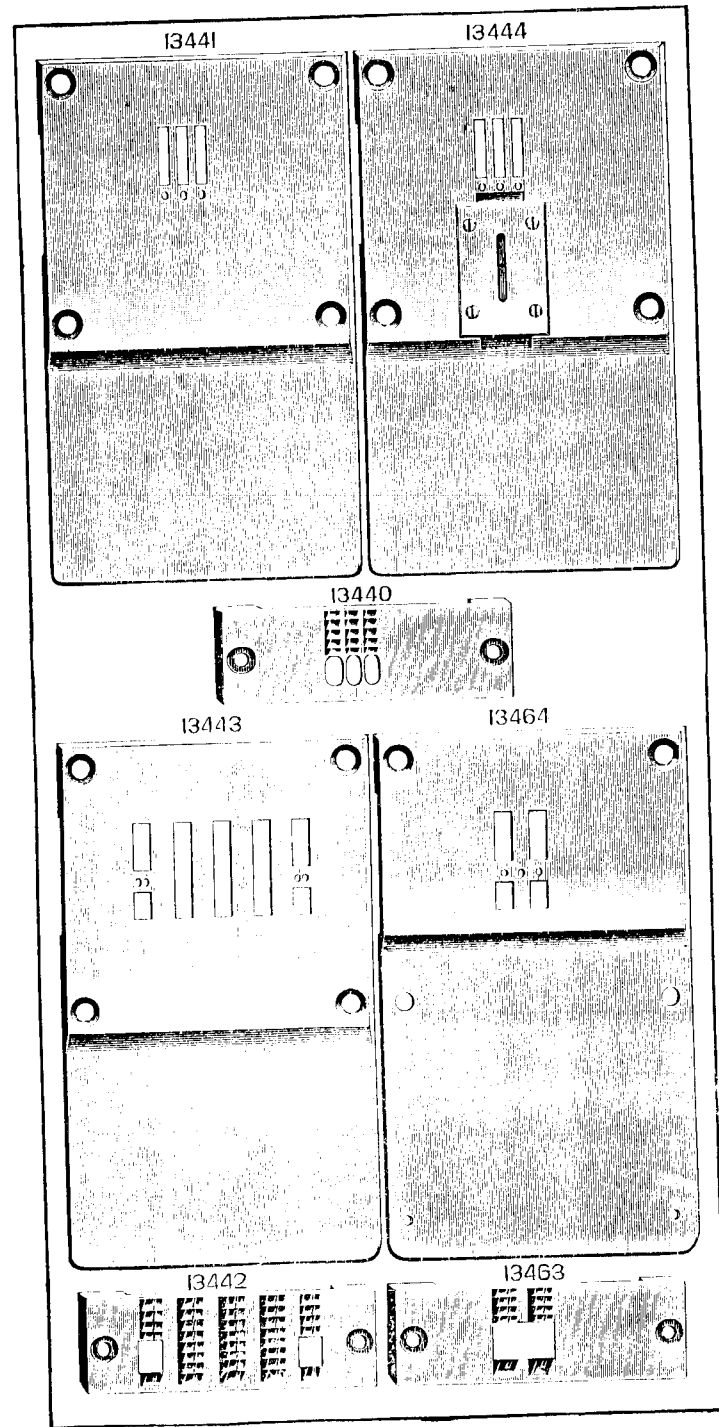


PLATE 2231—ONE-HALF SIZE




PLATE 2232 ONE-HALF SIZE

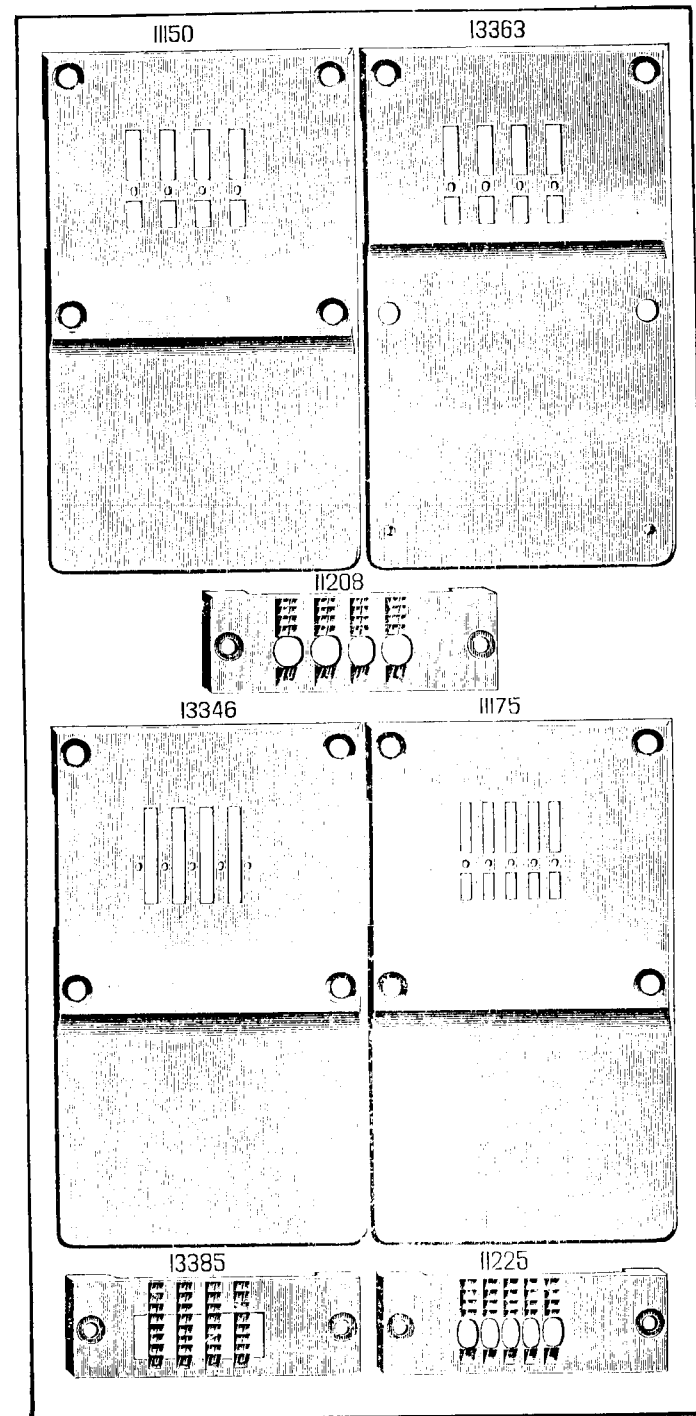


PLATE 2233—ONE-HALF SIZE




PLATE 2234—ONE-HALF SIZE

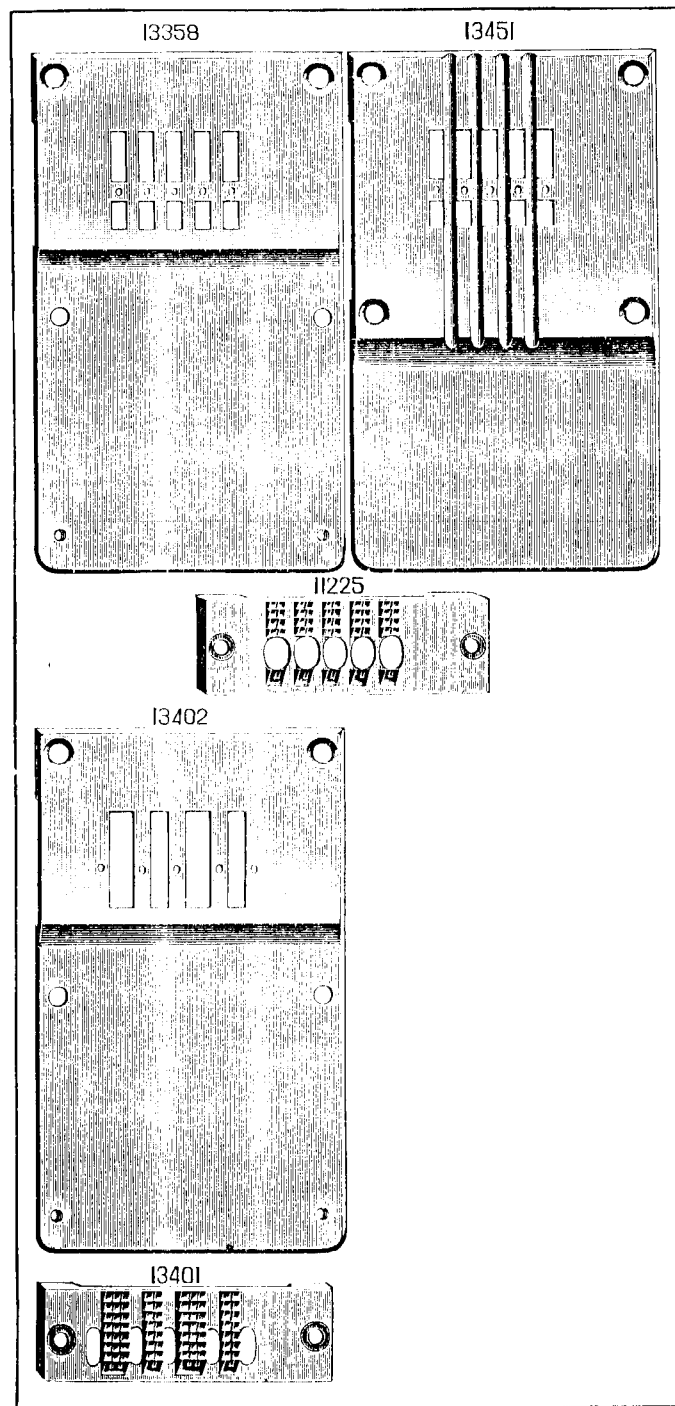


PLATE 2235—ONE-HALF SIZE




PLATE 2236—ONE-HALF SIZE

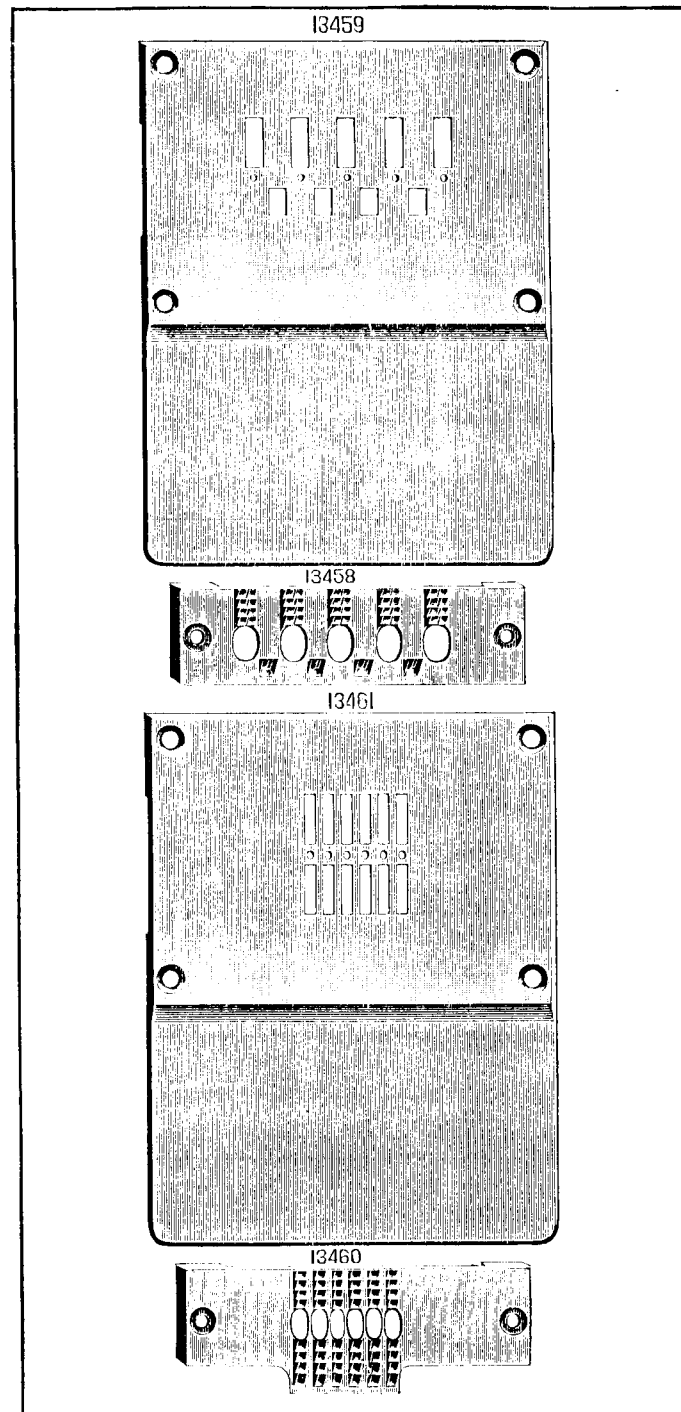


PLATE 2237—ONE-HALF SIZE

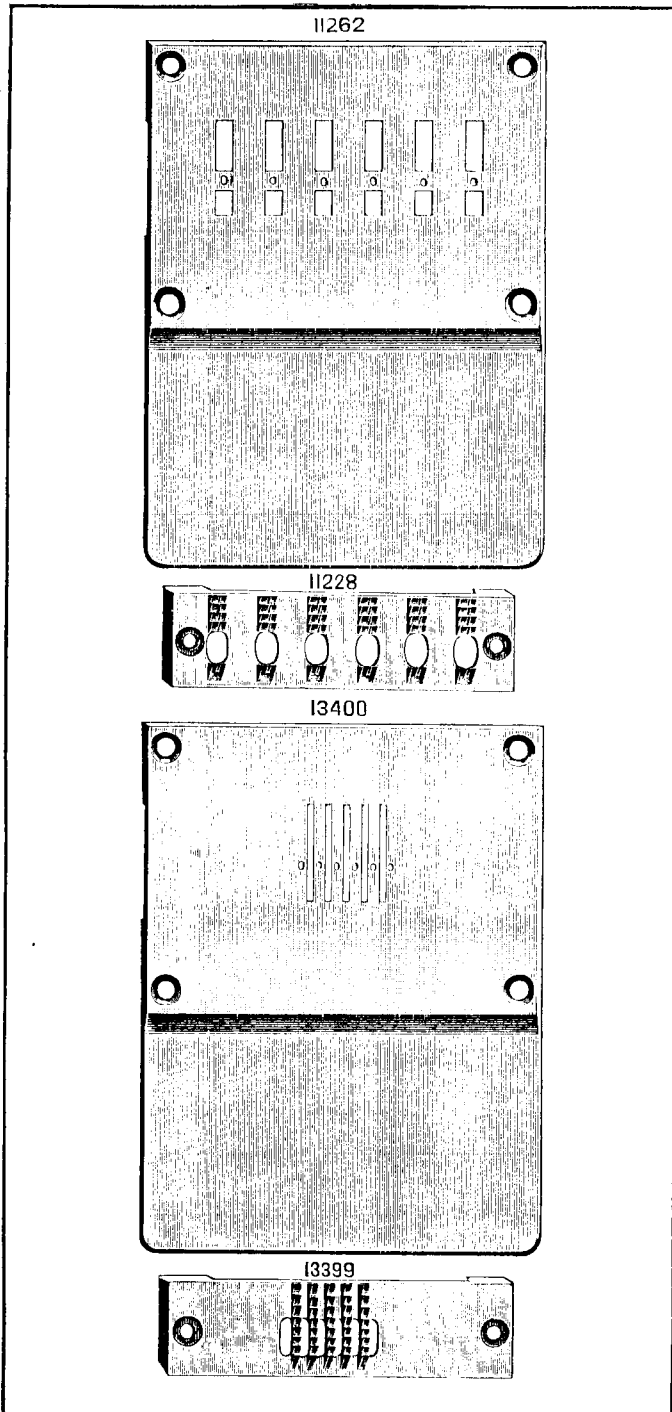


PLATE 2238—ONE-HALF SIZE




PLATE 2239—ONE-HALF SIZE




PLATE 2240—ONE-HALF SIZE

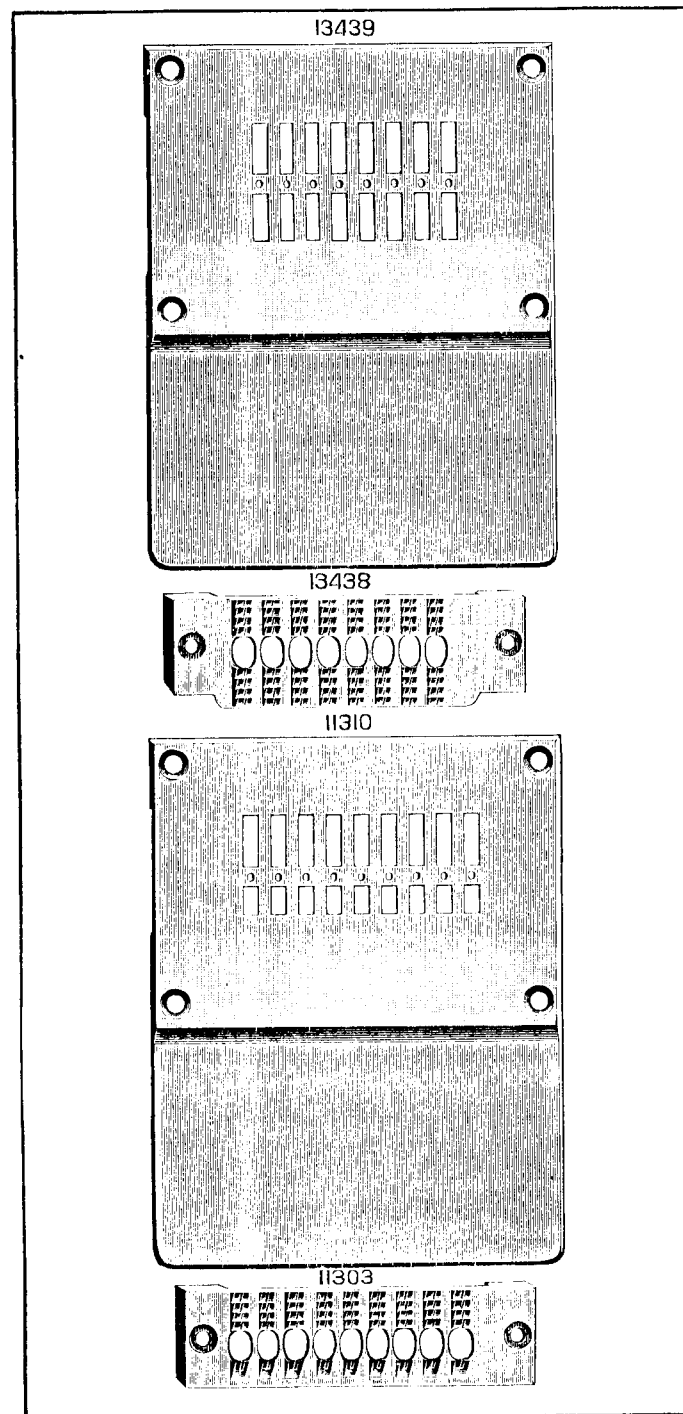


PLATE 2241—ONE-HALF SIZE




PLATE 2242—FULL SIZE

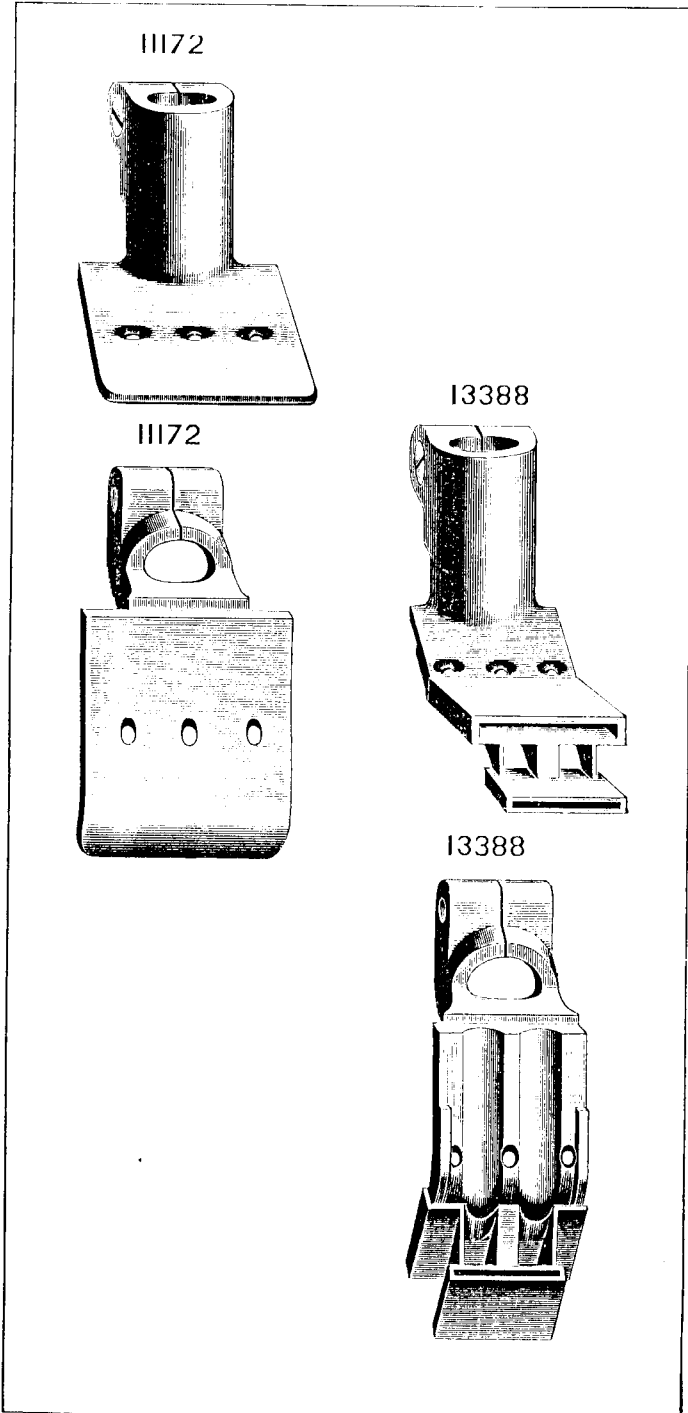


PLATE 2243—FULL SIZE

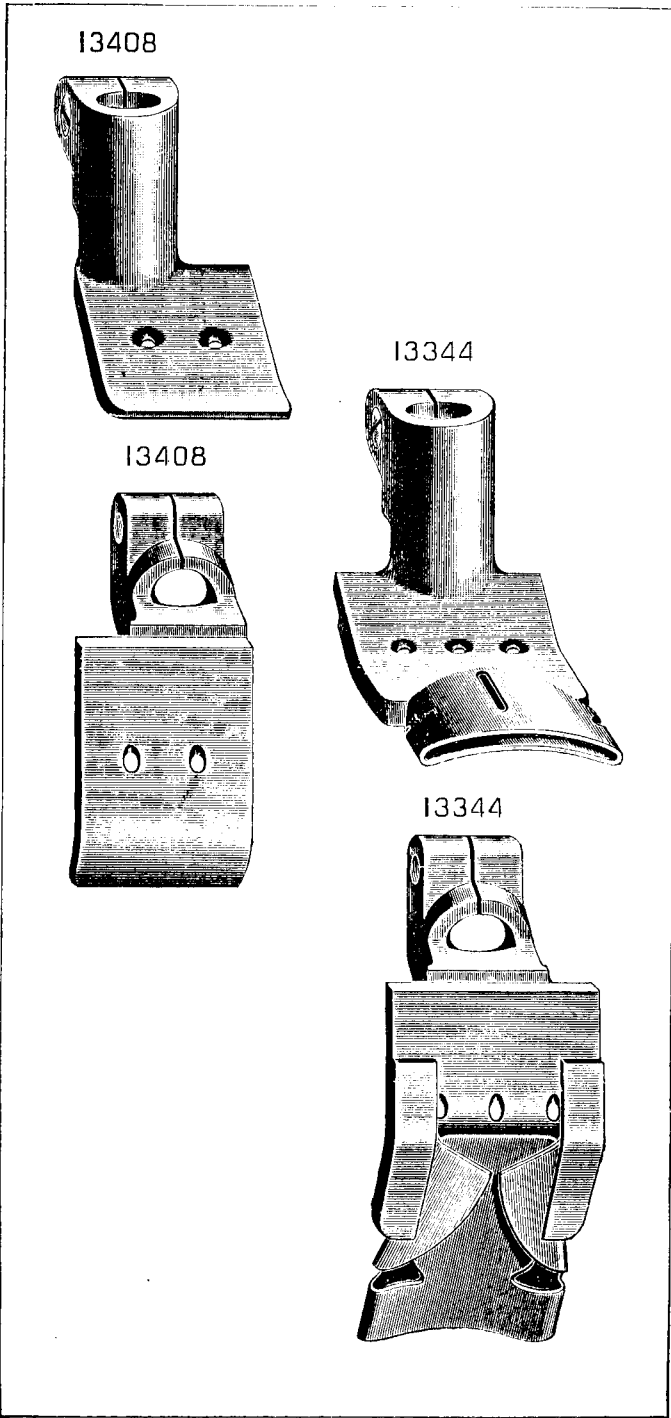


PLATE 2244—FULL SIZE

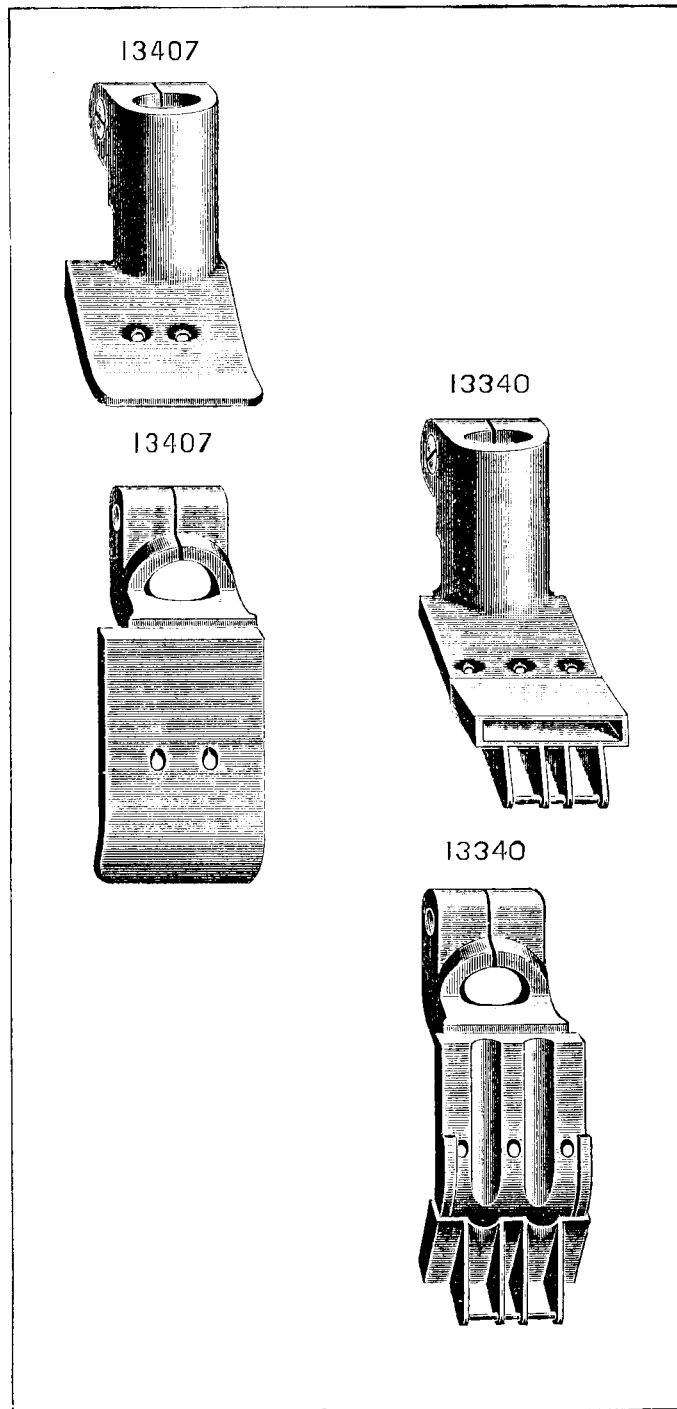
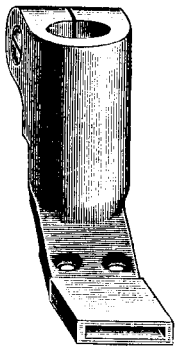


PLATE 2245—FULL SIZE

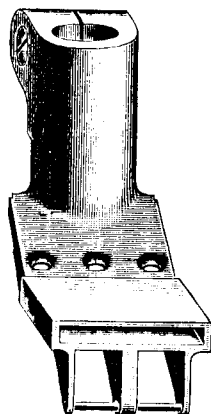
13397



13397



13468



13468


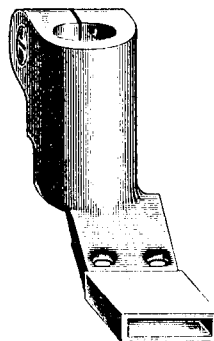



PLATE 2246—FULL SIZE

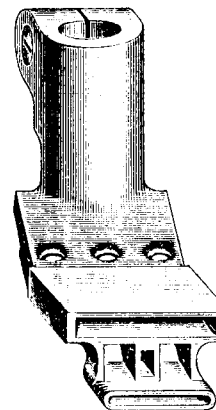
13415



13415



13476



13476

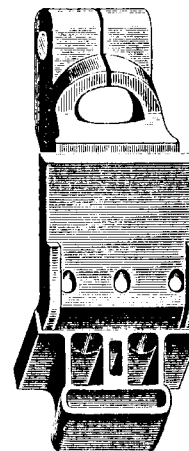
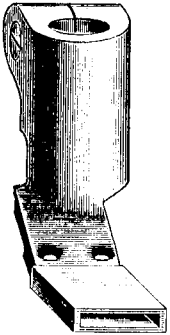



PLATE 2247—FULL SIZE

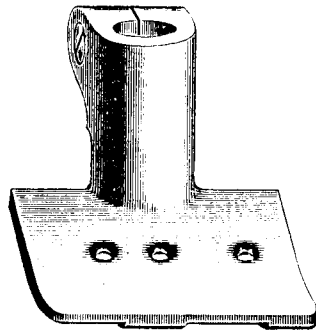
13409



13409



13475



13475


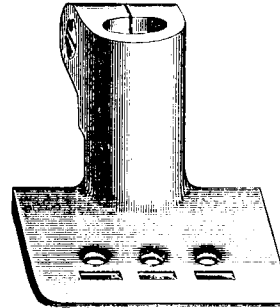
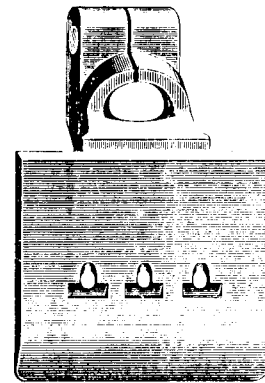


PLATE 2248—FULL SIZE

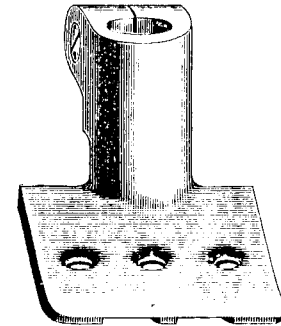
13469



13469



13474



13474

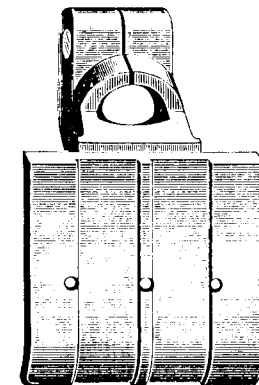
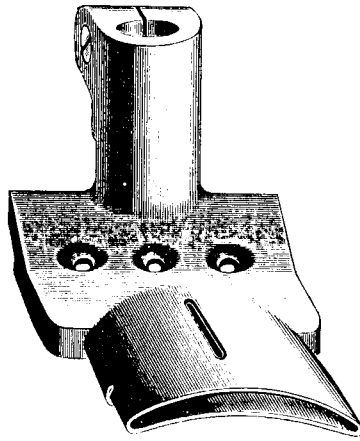
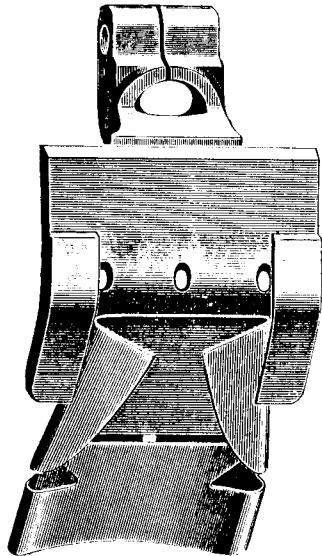


PLATE 2249—FULL SIZE

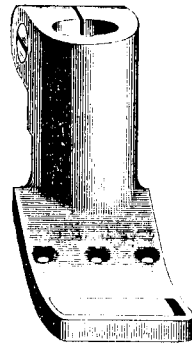
13466



13466



13471



13471


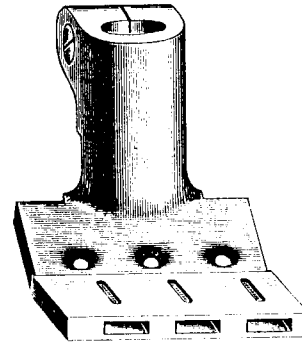
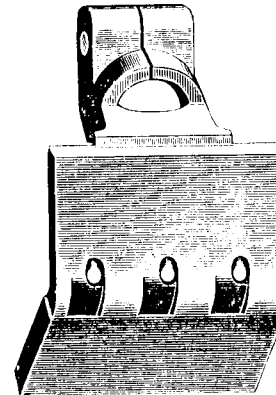


PLATE 2250—FULL SIZE

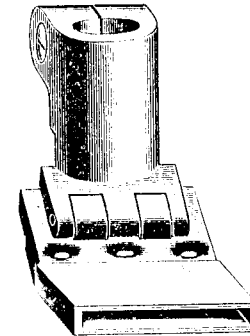
13472



13472



13473



13473


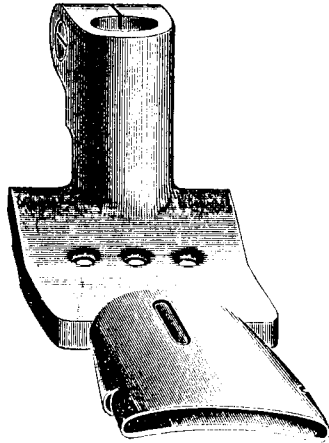
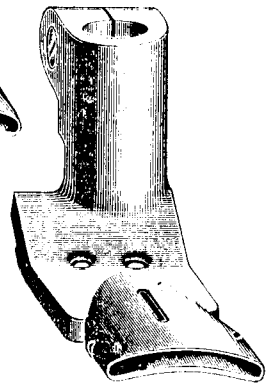


PLATE 2251—FULL SIZE

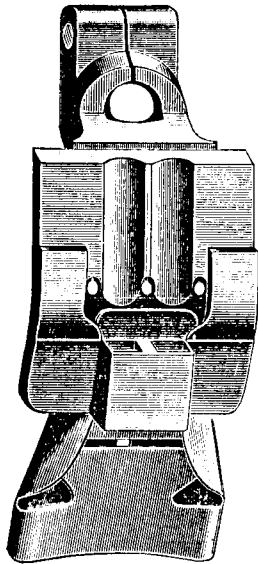
13467



13359



13467



13359

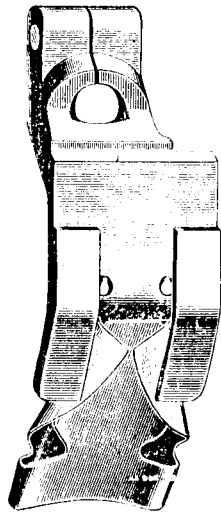
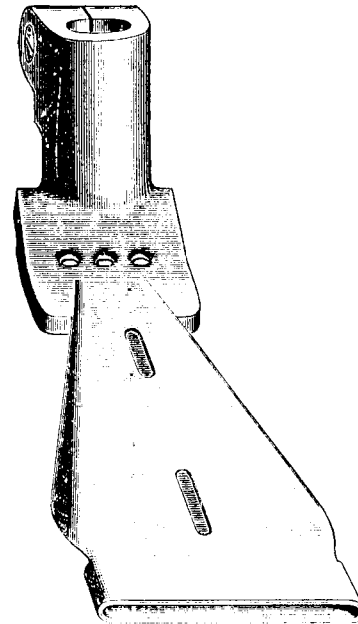


PLATE 2252—FULL SIZE

13465



13465

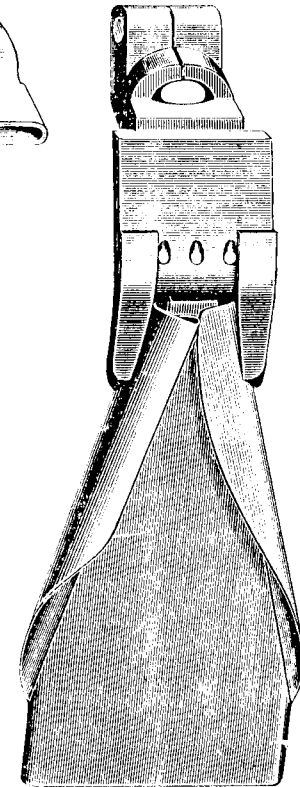


PLATE 2253—FULL SIZE

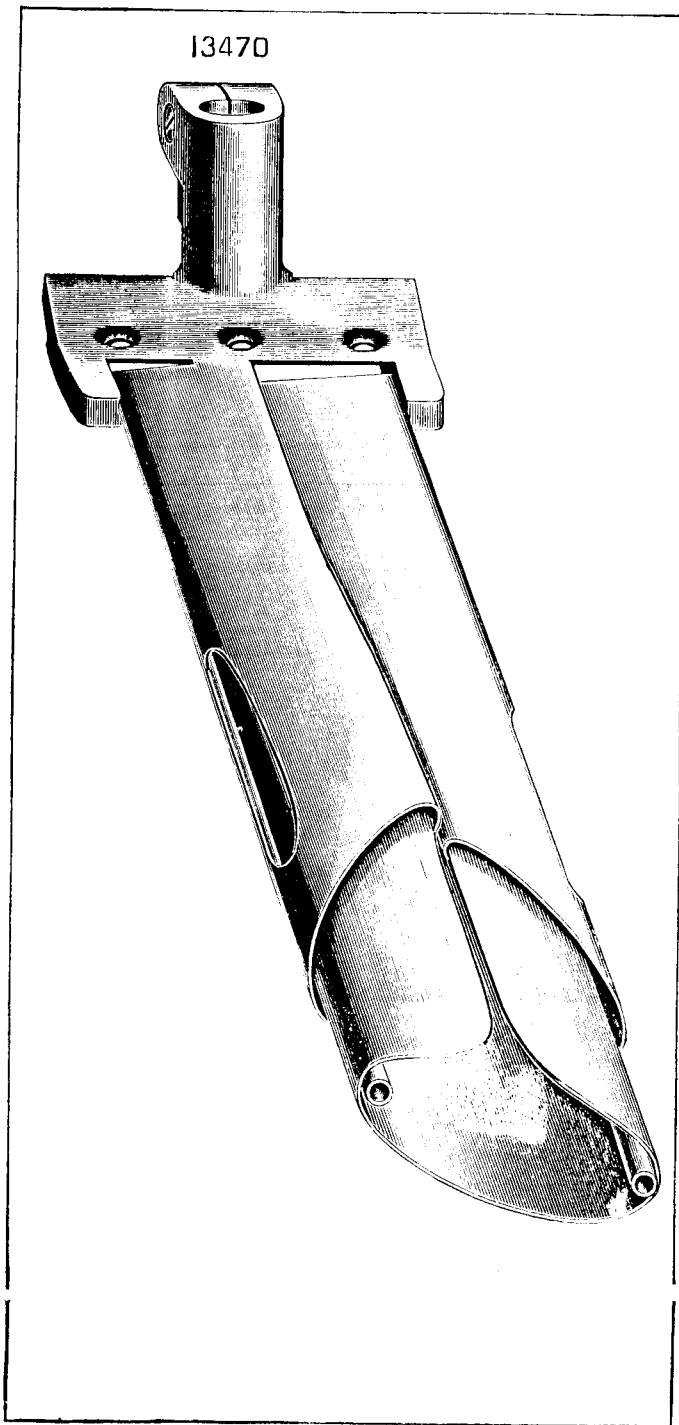


PLATE 2254—FULL SIZE

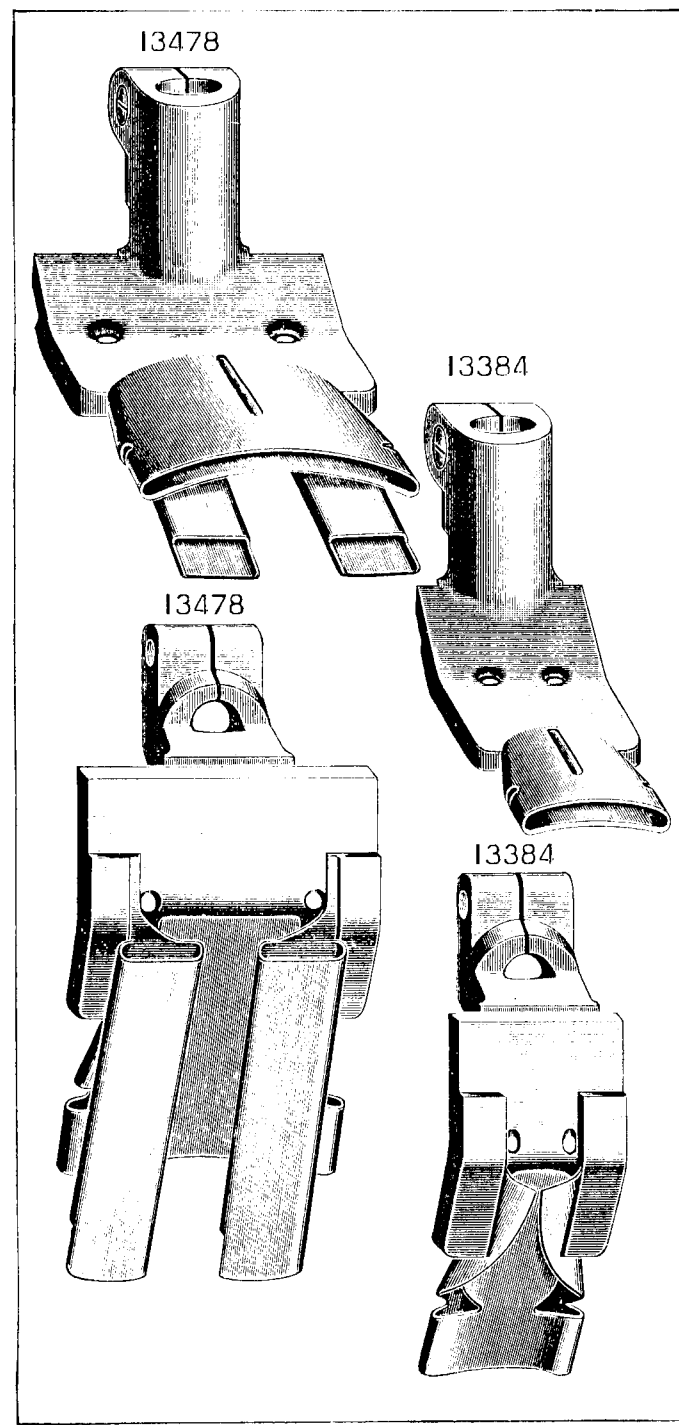
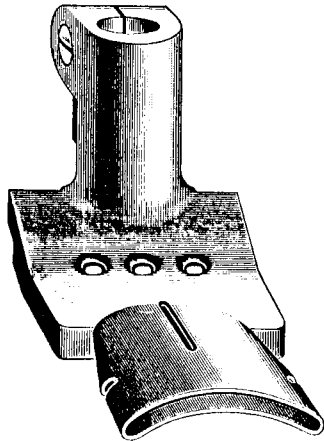
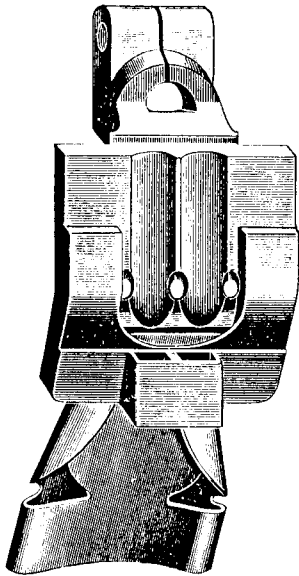


PLATE 2255—FULL SIZE

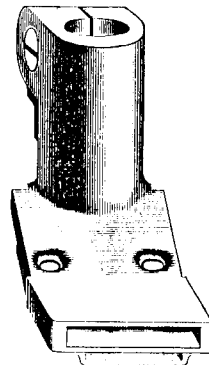
13479



13479



13477



13477

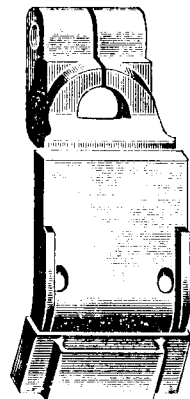
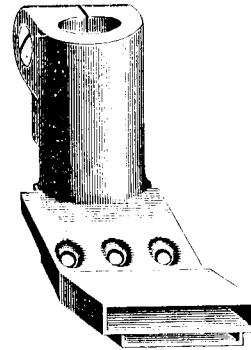
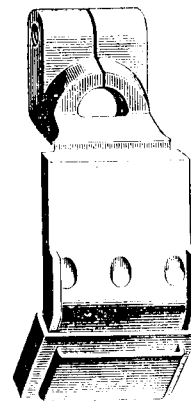


PLATE 2256—FULL SIZE

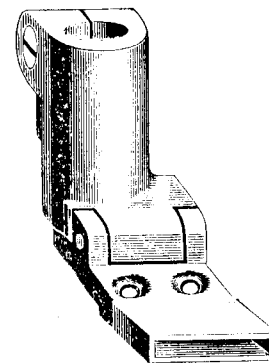
13481



13481



13480



13480

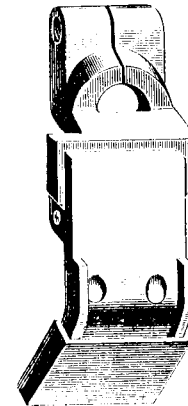
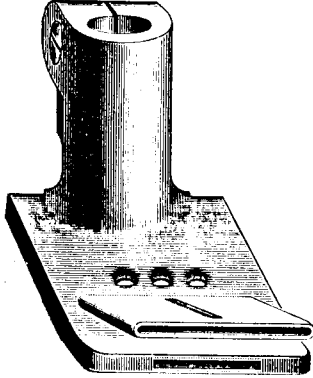


PLATE 2257—FULL SIZE

13485



13485


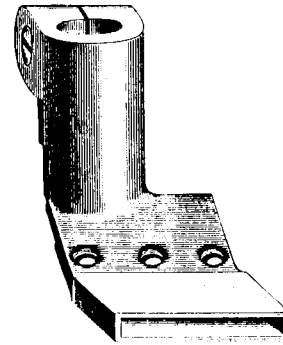



PLATE 2258—FULL SIZE

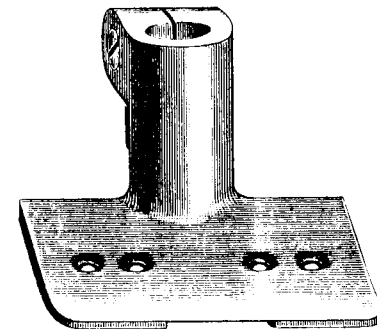
13382



13382



13434



13434

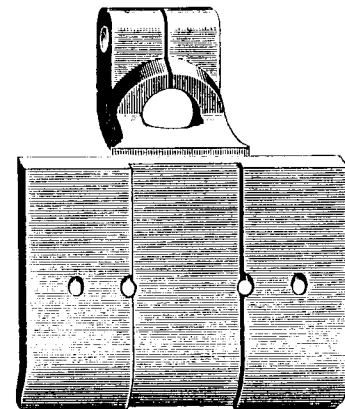


PLATE 2259—FULL SIZE

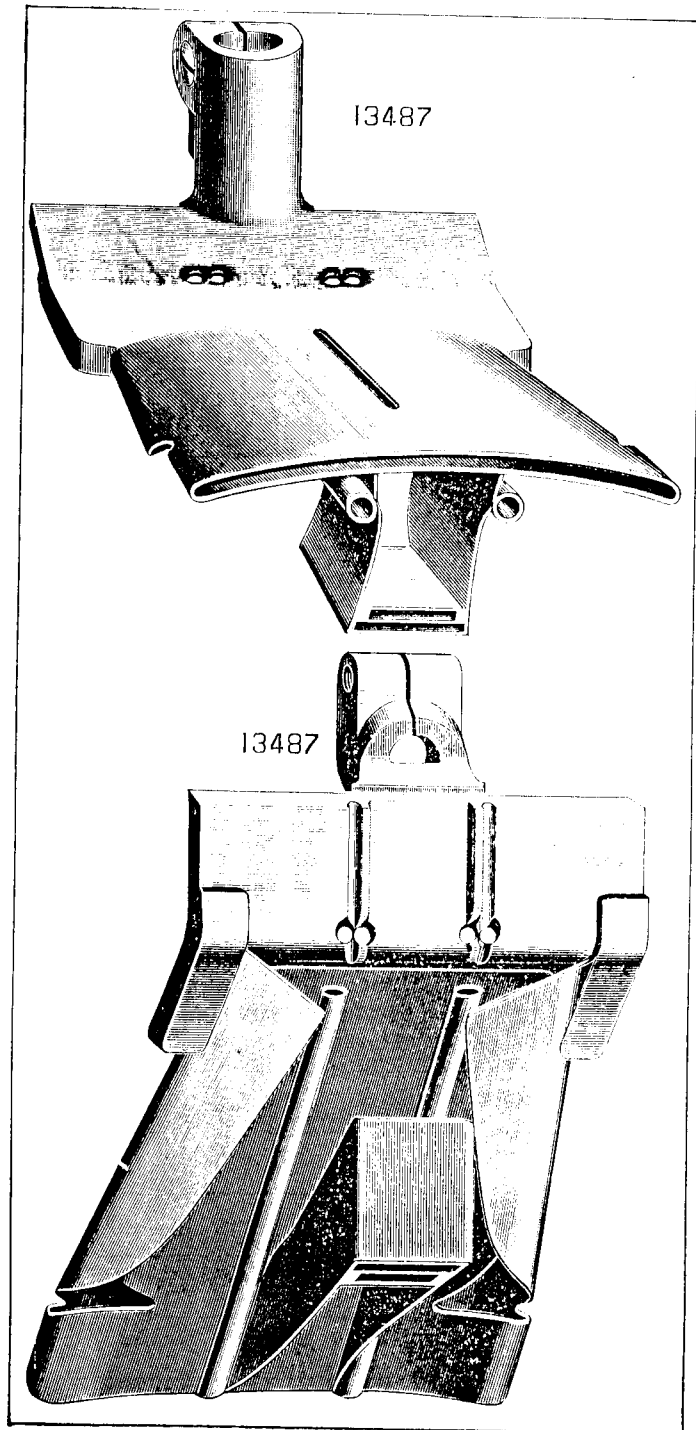


PLATE 2260—FULL SIZE

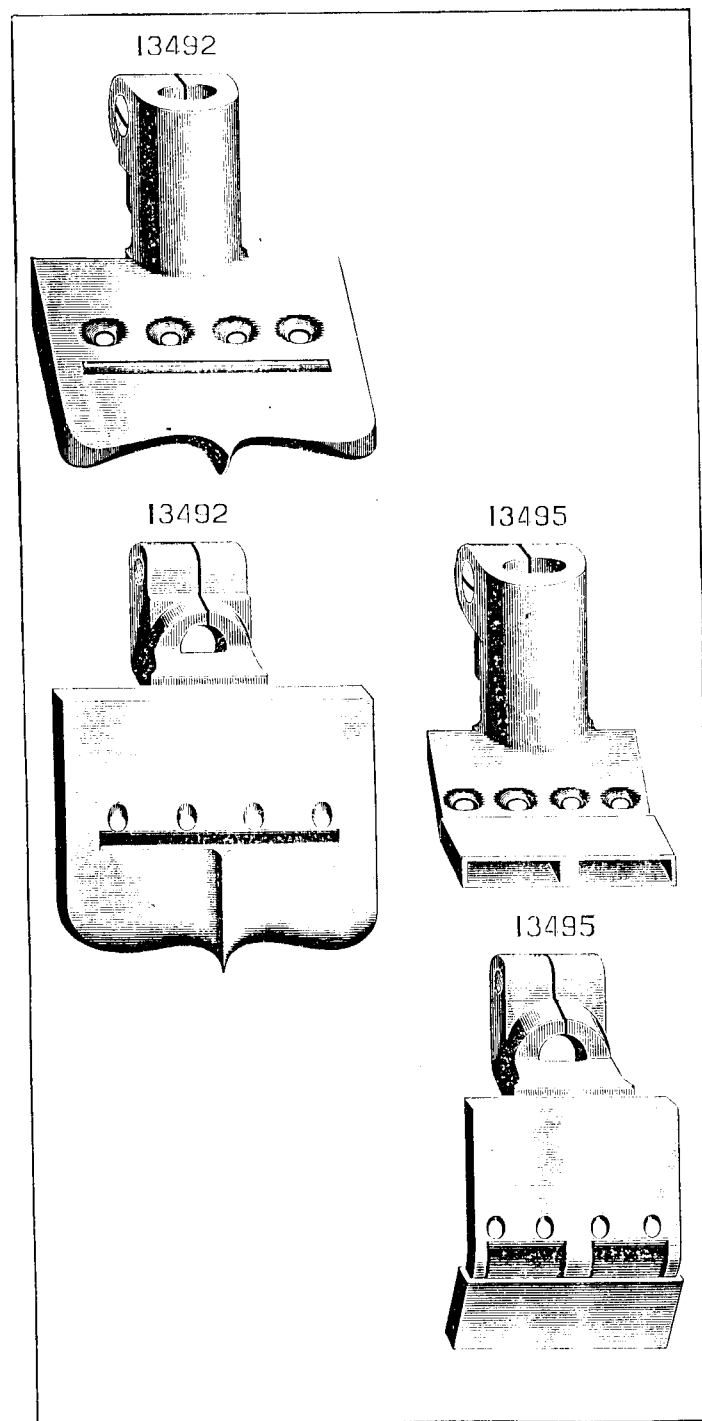
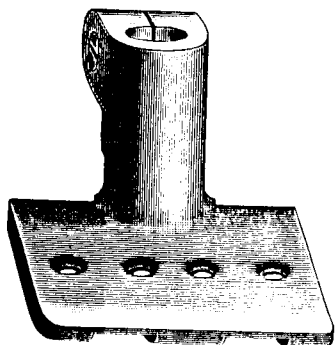



PLATE 2261 - FULL SIZE

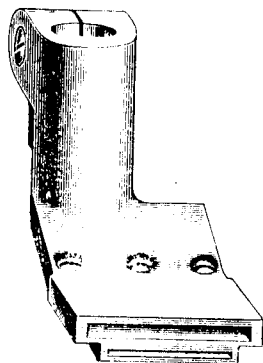
13497



13497



13499



13499


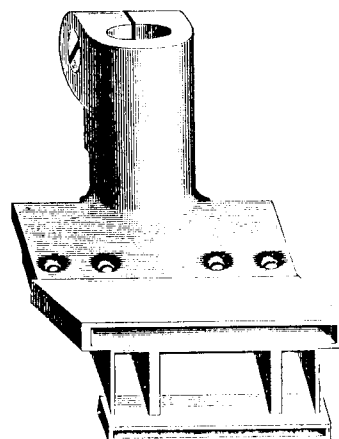



PLATE 2262 - FULL SIZE

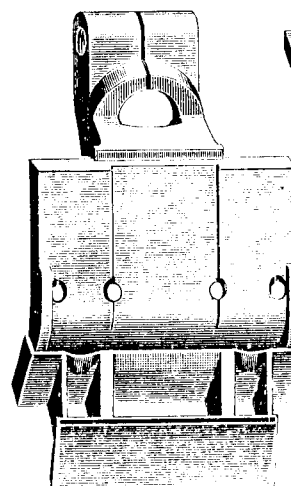
33003



33002



33003



33002

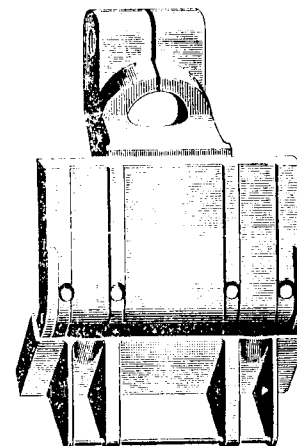
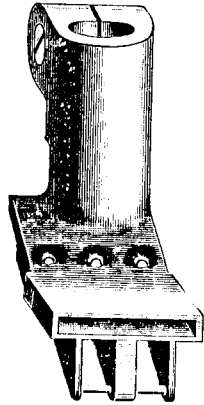
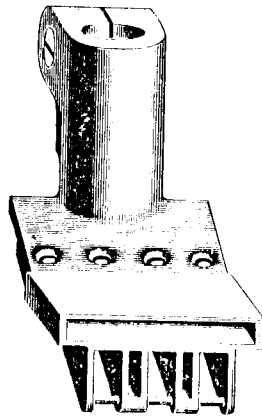


PLATE 2263—FULL SIZE


13365



13341



13365



13341

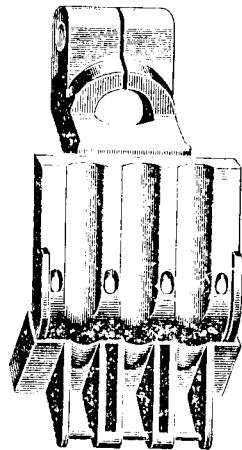
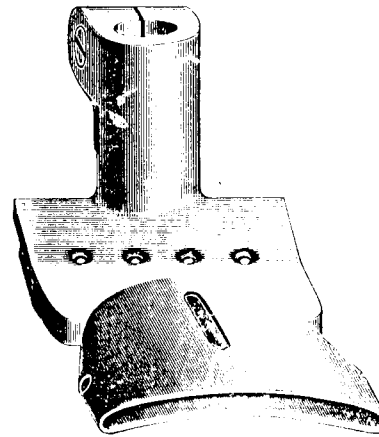
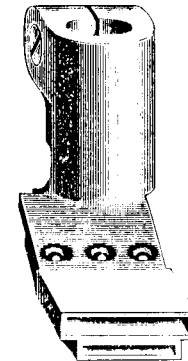


PLATE 2264—FULL SIZE

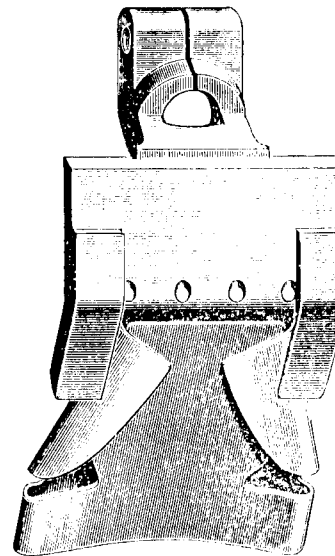
13353



13398



13353



13398


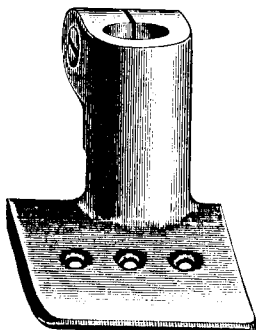



PLATE 2265—FULL SIZE

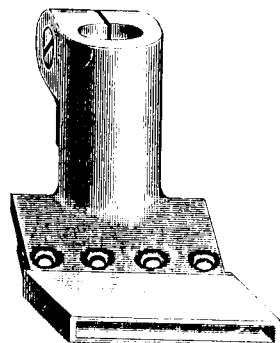
13367



13367



11216



11216


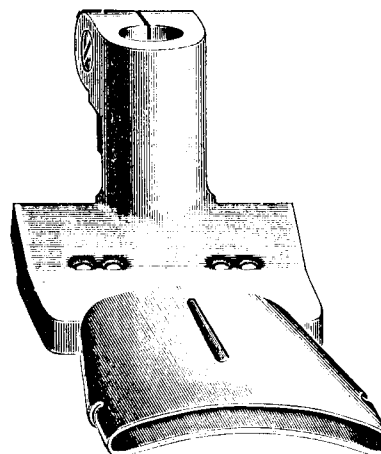
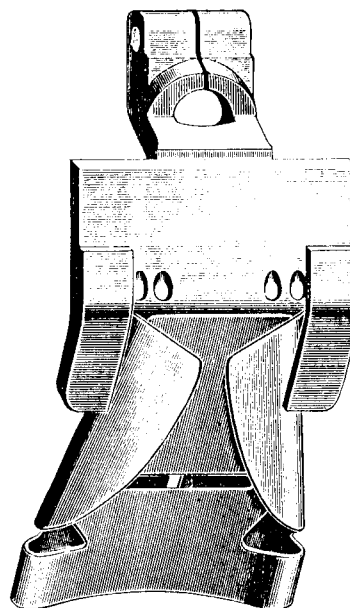


PLATE 2266—FULL SIZE


13488



13488



33055



33055



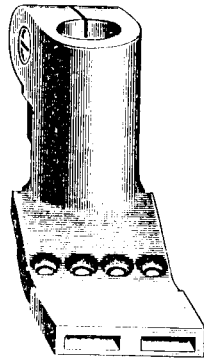


PLATE 2267—FULL SIZE


13493



13494



13493



13494


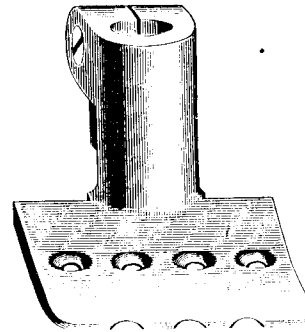
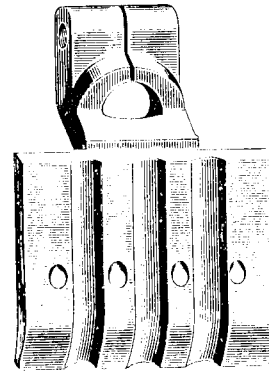


PLATE 2268—FULL SIZE

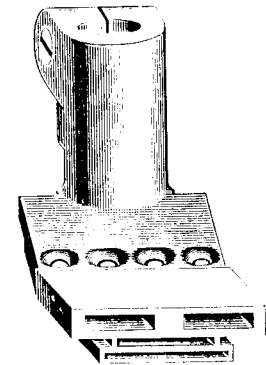
13489



13489



13491



13491

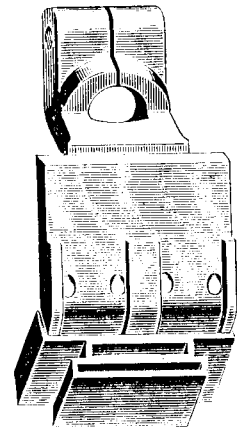

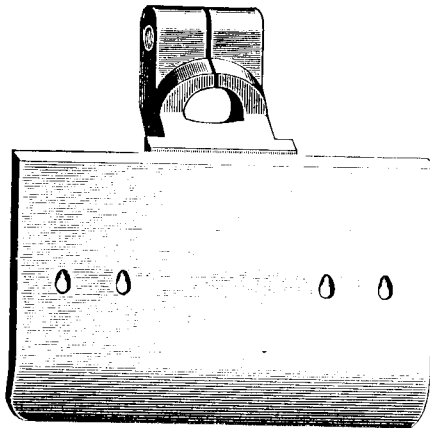


PLATE 2269—FULL SIZE


13490



13490



13414



13414

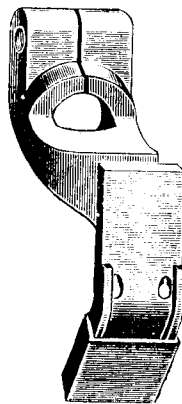
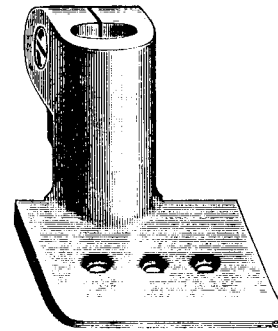
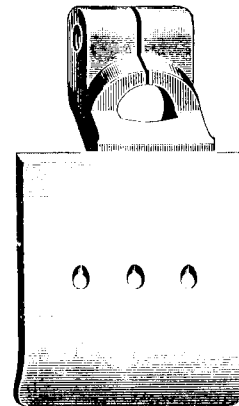


PLATE 2270—FULL SIZE

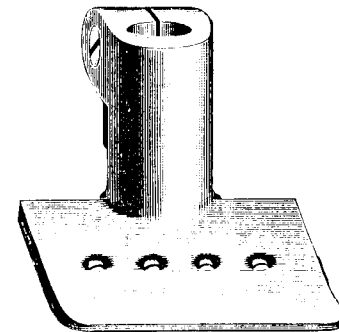
13394



13394



11212



11212

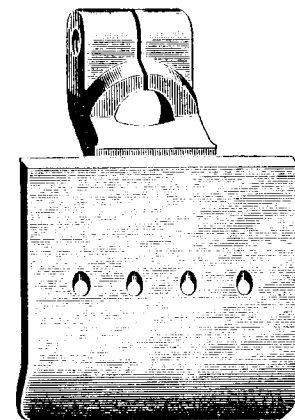


PLATE 2271—FULL SIZE

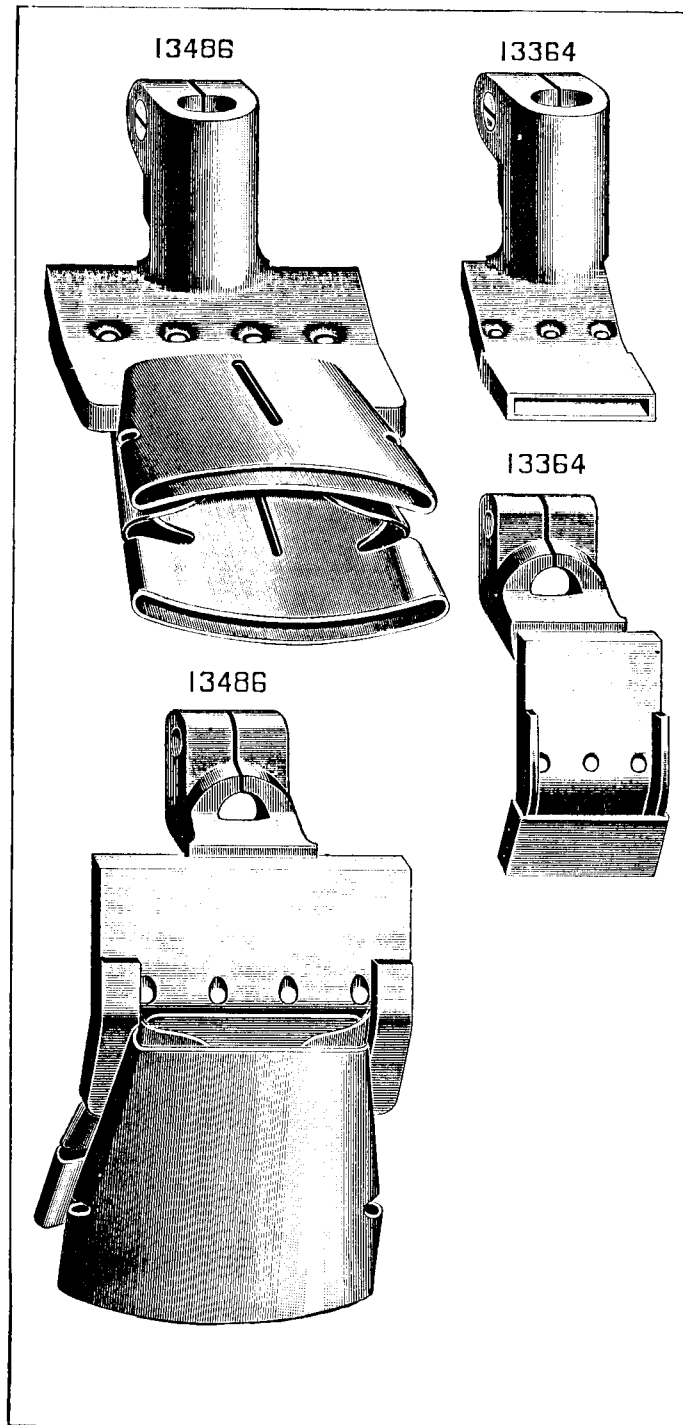


PLATE 2272—FULL SIZE

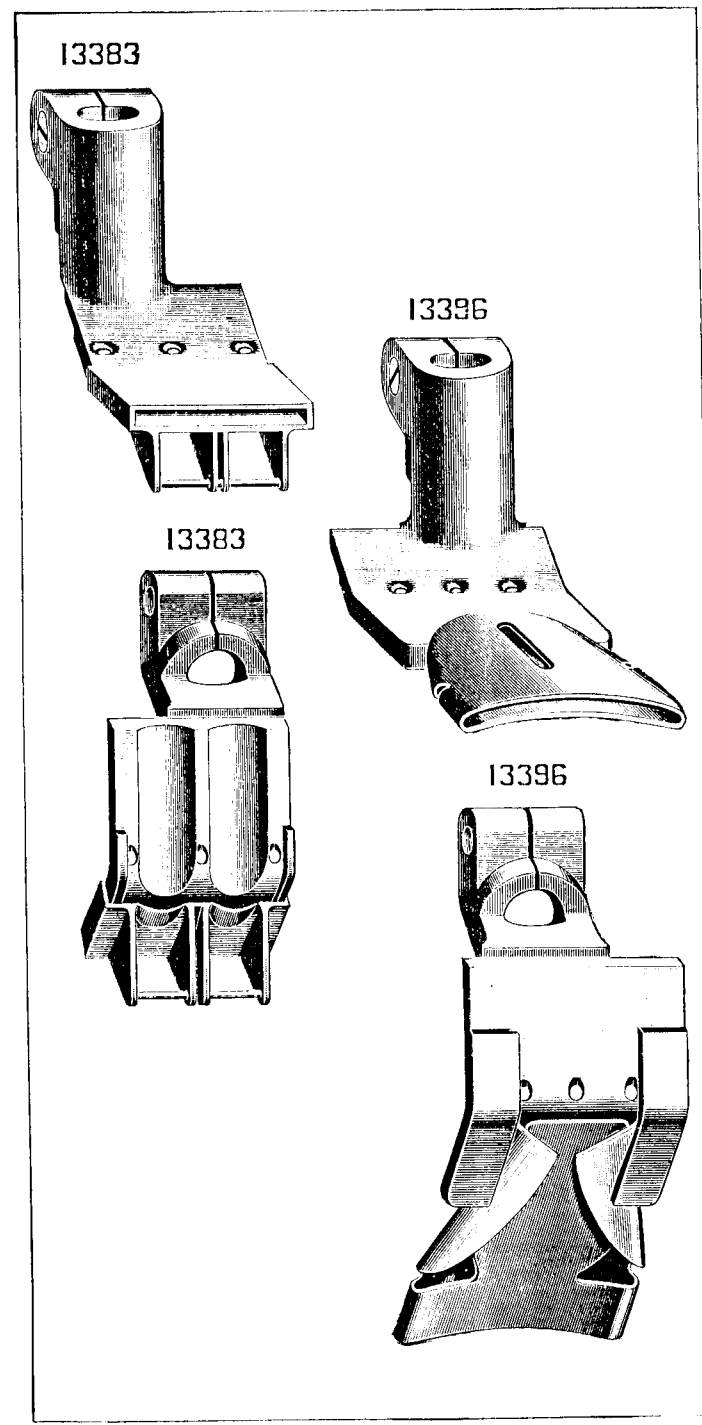
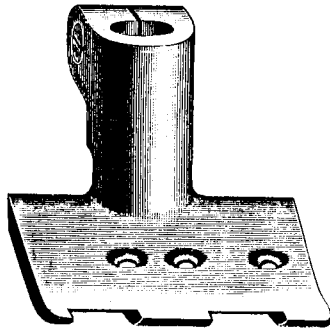
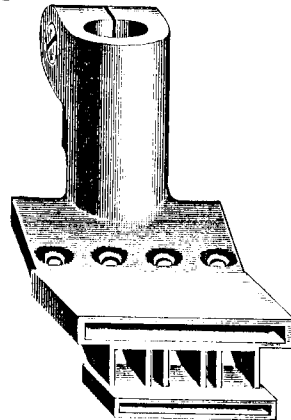


PLATE 2273 - FULL SIZE


13496



13498



13496



13498

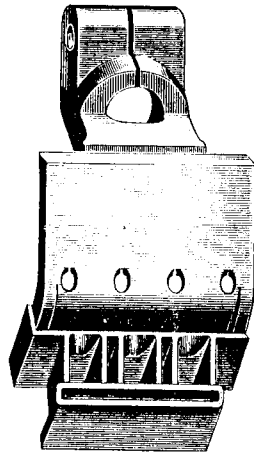
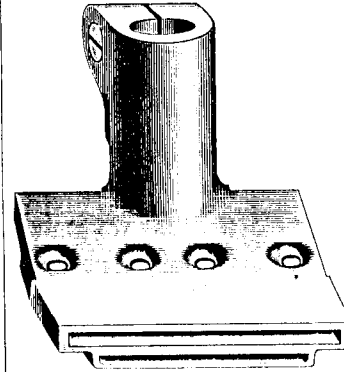
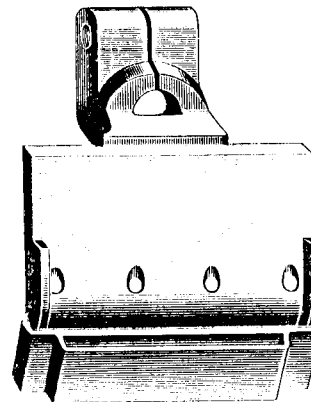


PLATE 2274 - FULL SIZE

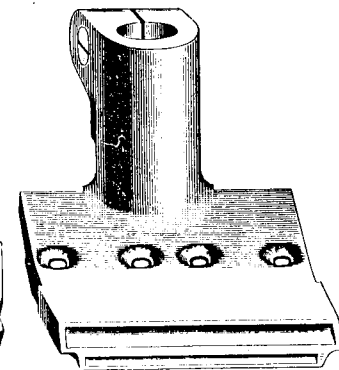
13500



13500



33001



33001



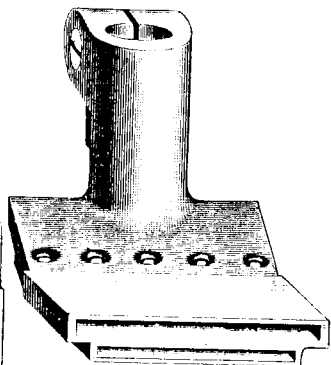


PLATE 2275—FULL SIZE

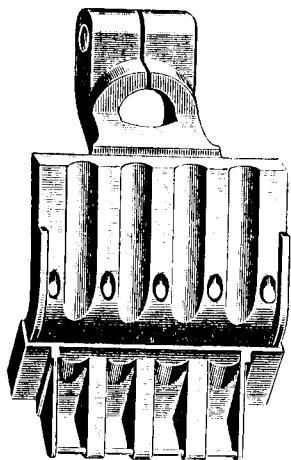
33016



33017



33016



33017

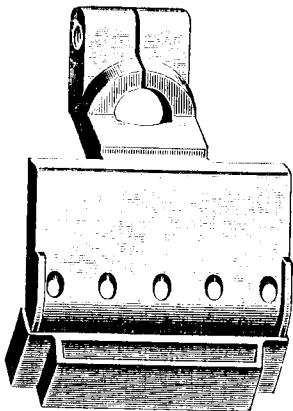
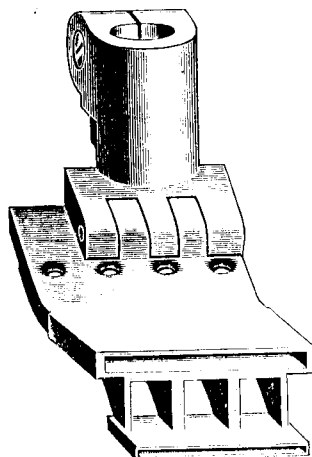
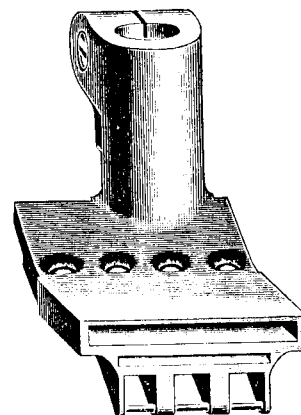


PLATE 2276—FULL SIZE

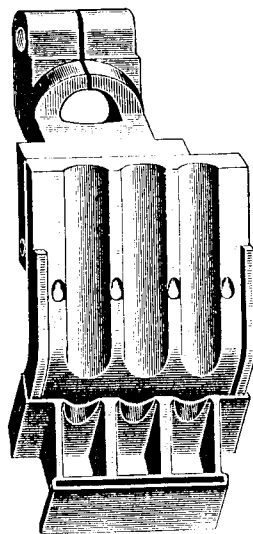
33014



33015



33014



33015


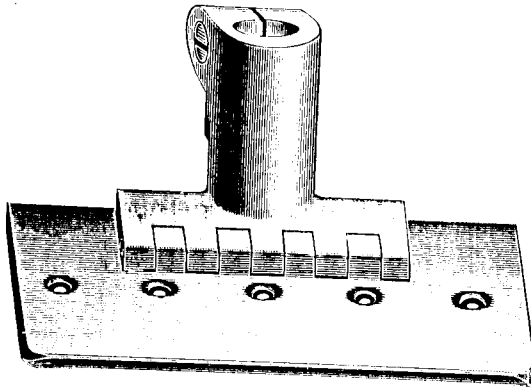


PLATE 2277—FULL SIZE

33011



33011

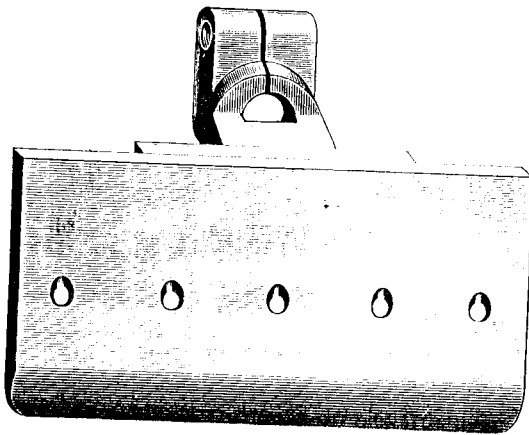
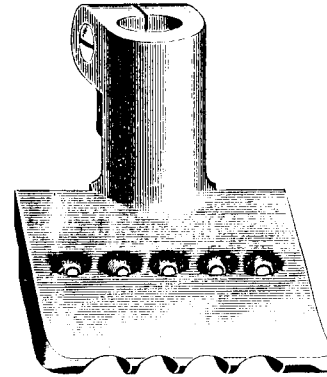
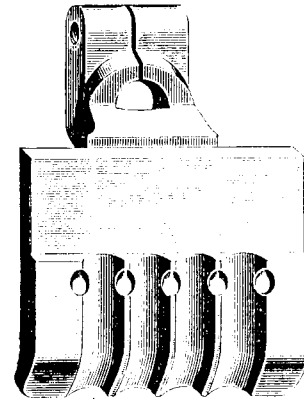


PLATE 2278—FULL SIZE

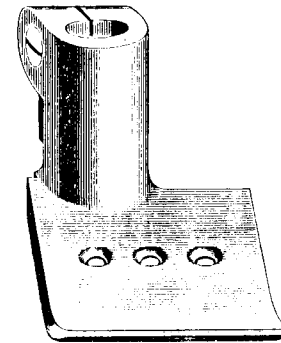
33010



33010



33012



33012

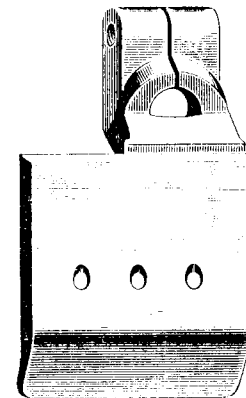
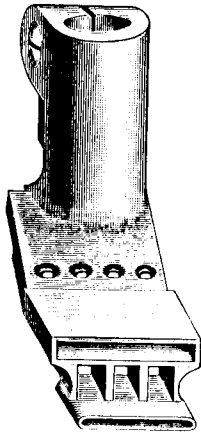
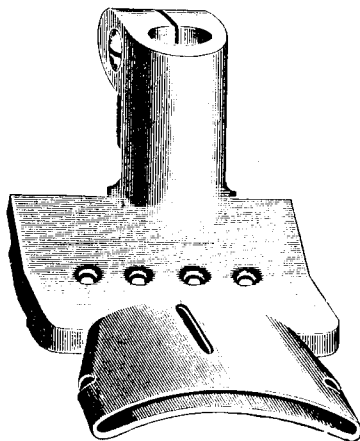


PLATE 2279—FULL SIZE


13389



33004



13389



33004

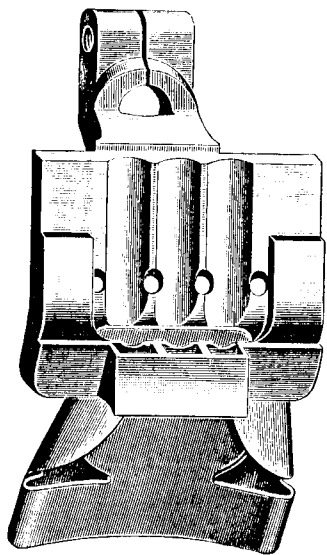
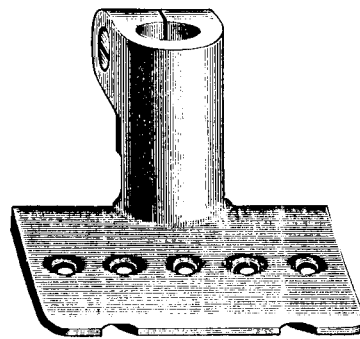



PLATE 2280—FULL SIZE

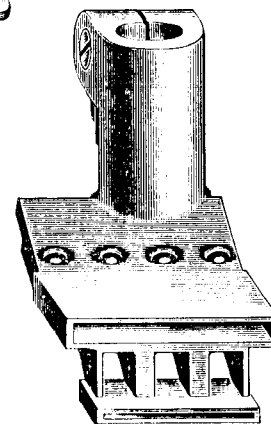
33008



33008



33013



33013

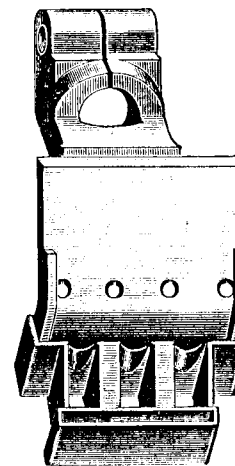


PLATE 2281—FULL SIZE

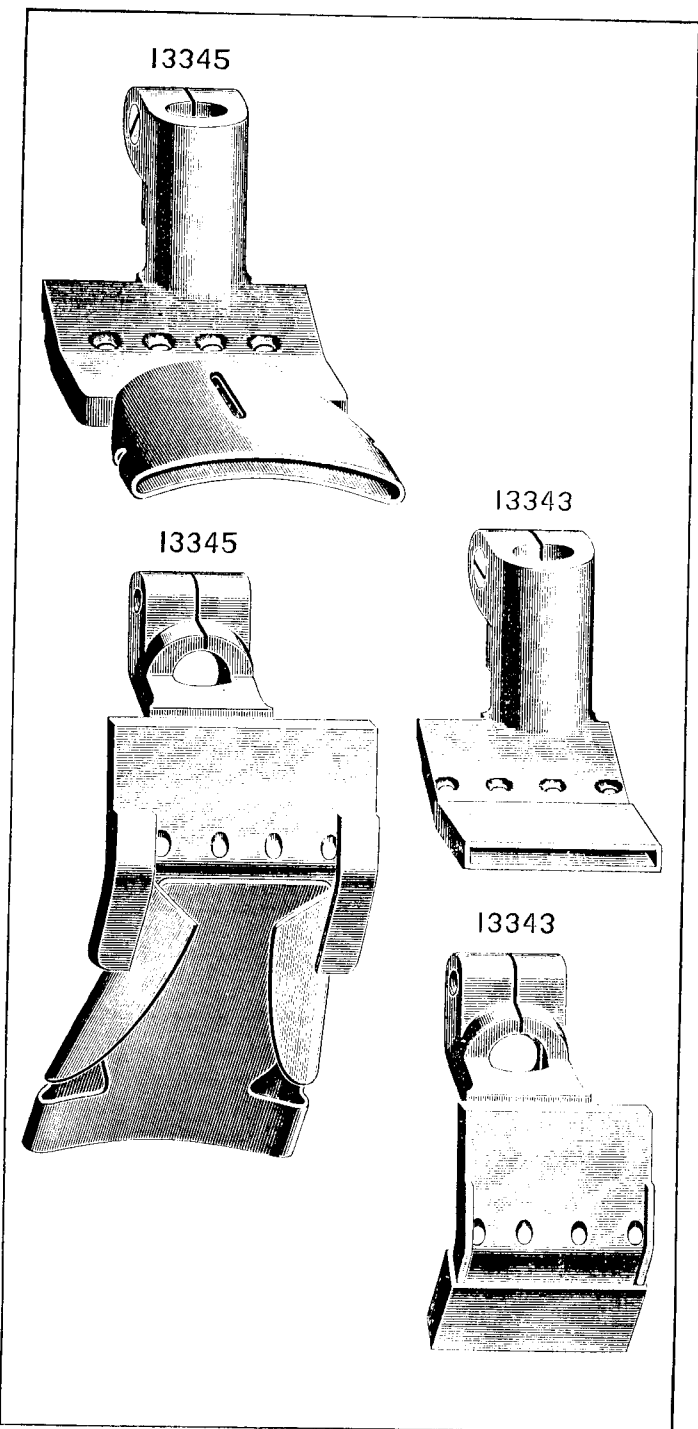


PLATE 2282—FULL SIZE

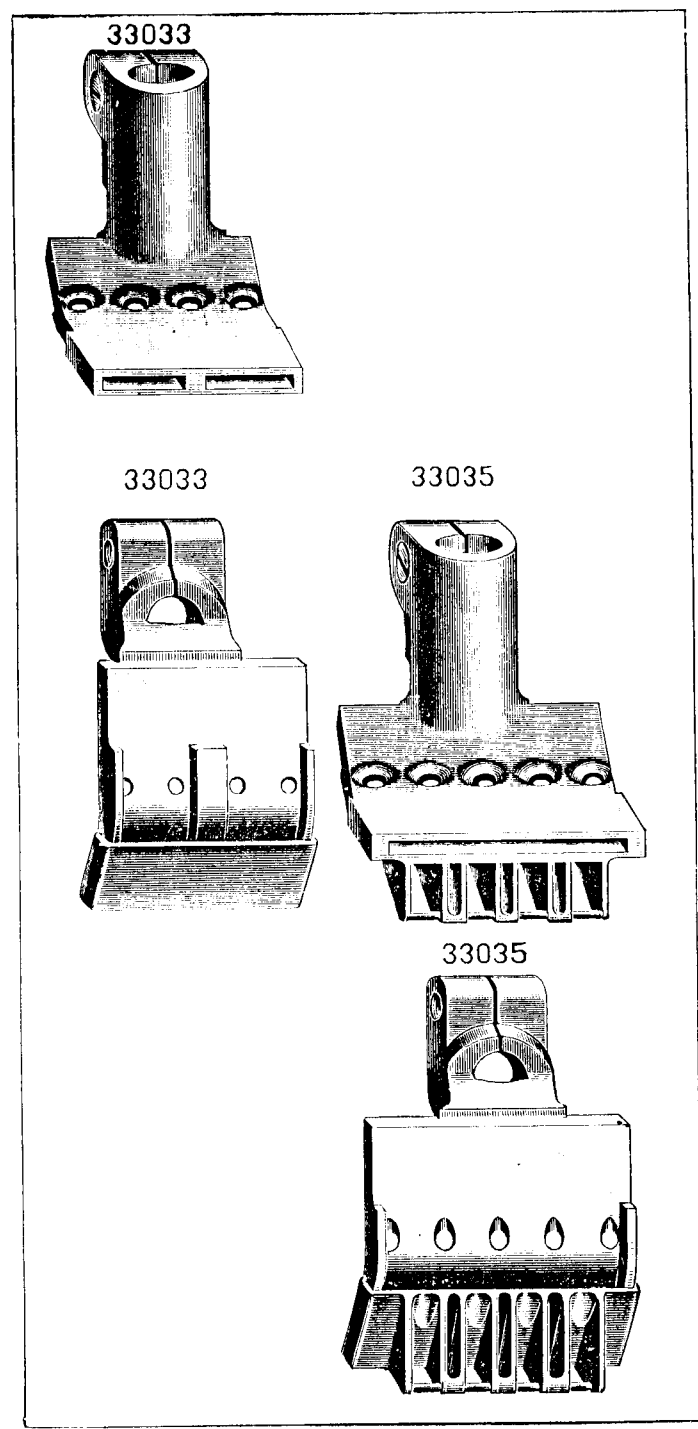
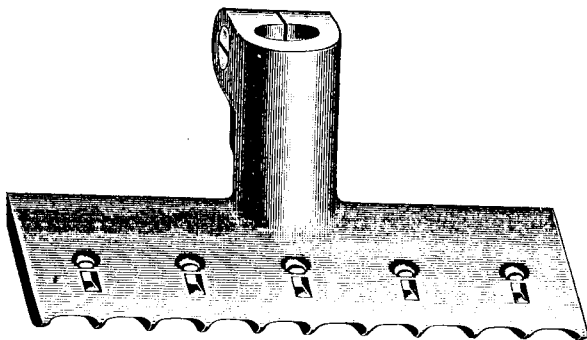


PLATE 2283—FULL SIZE

33029



33029

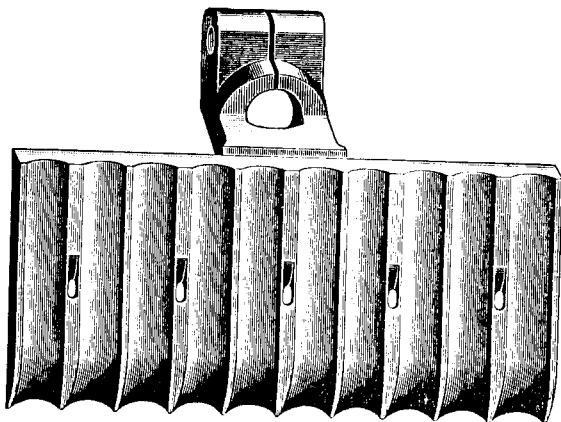
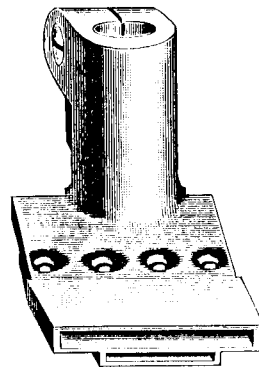
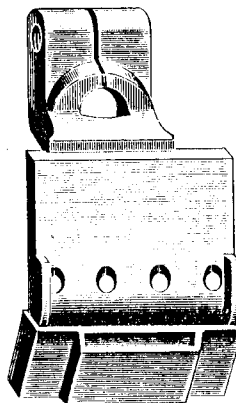


PLATE 2284—FULL SIZE

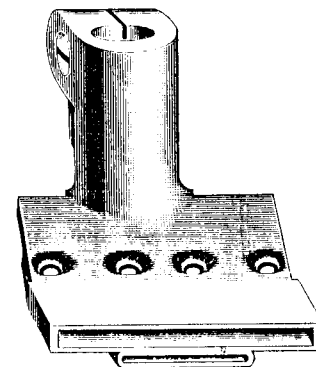
33018



33018



33019



33019

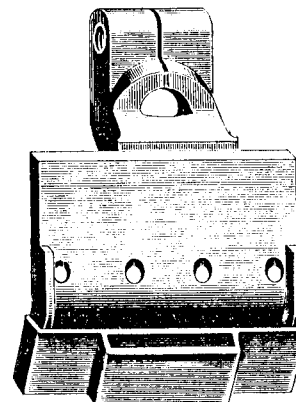

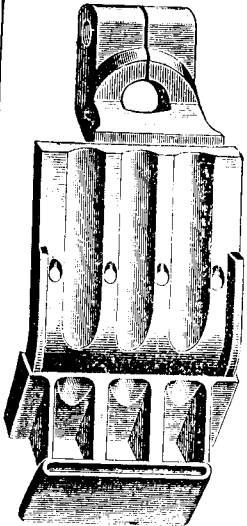


PLATE 2285—FULL SIZE

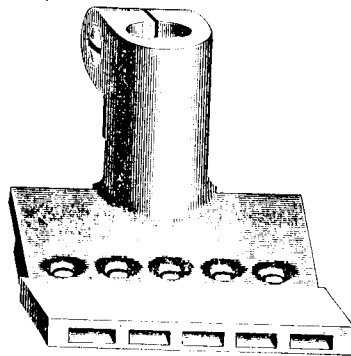
33034



33034



33054



33054

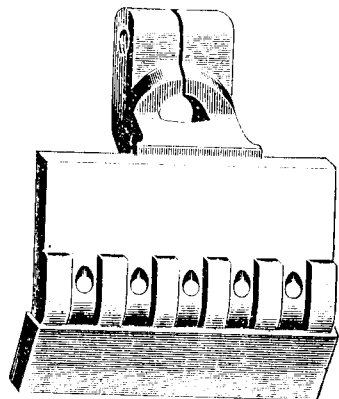
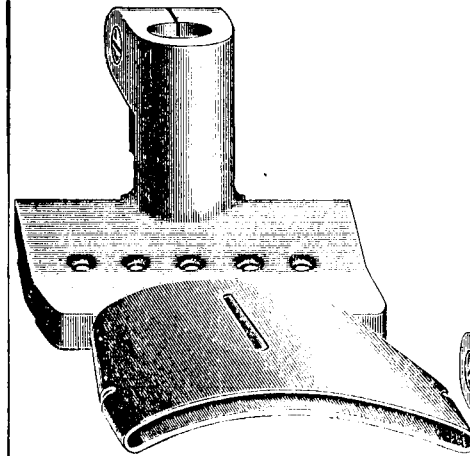
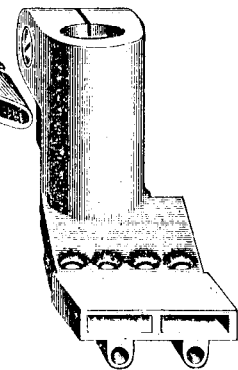


PLATE 2286—FULL SIZE


33005



33009



33005



33009


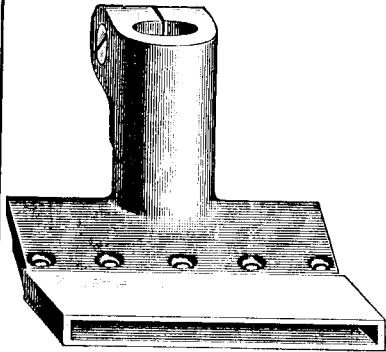
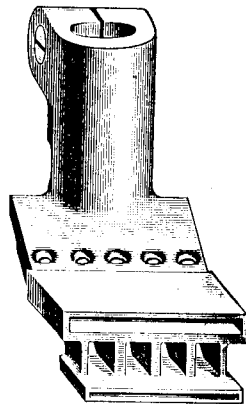


PLATE 2287—FULL SIZE

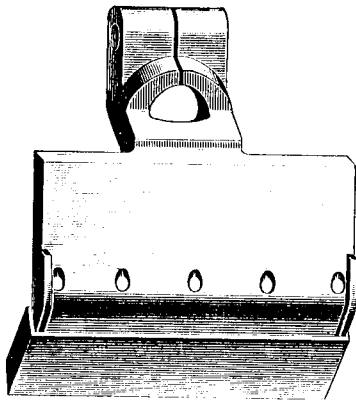
11233



13390



11233



13390


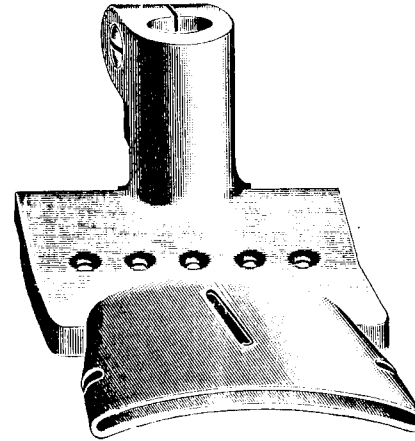



PLATE 2288—FULL SIZE

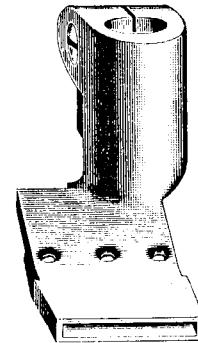
13357



13357



13386



13386

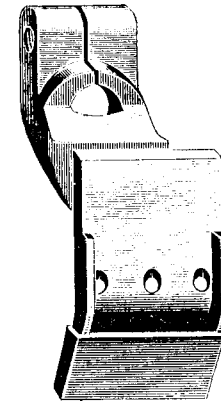



PLATE 2289—FULL SIZE

33031



33031

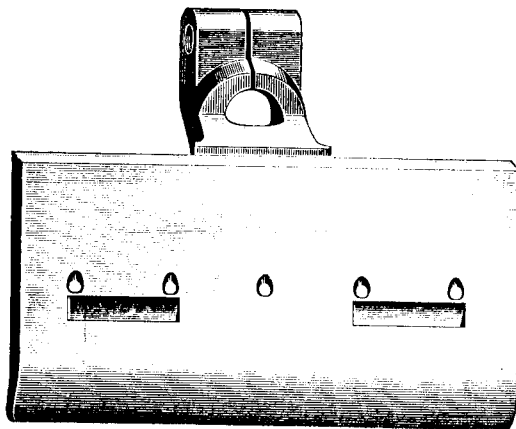
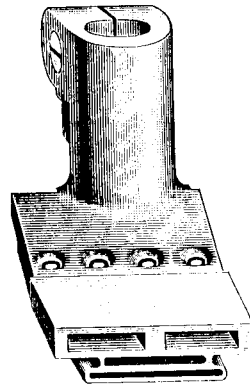



PLATE 2290—FULL SIZE


33026



33026



33027



33027




PLATE 2291—FULL SIZE

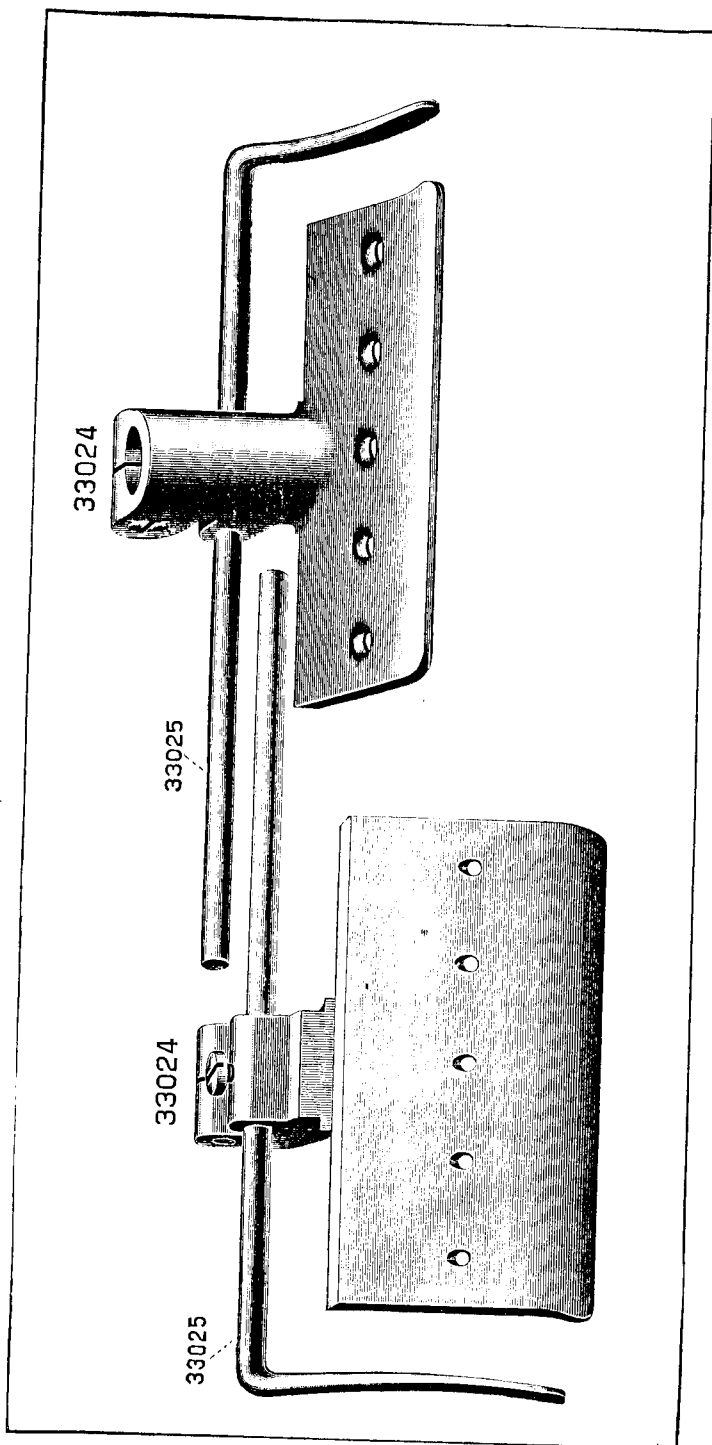


PLATE 2292—FULL SIZE

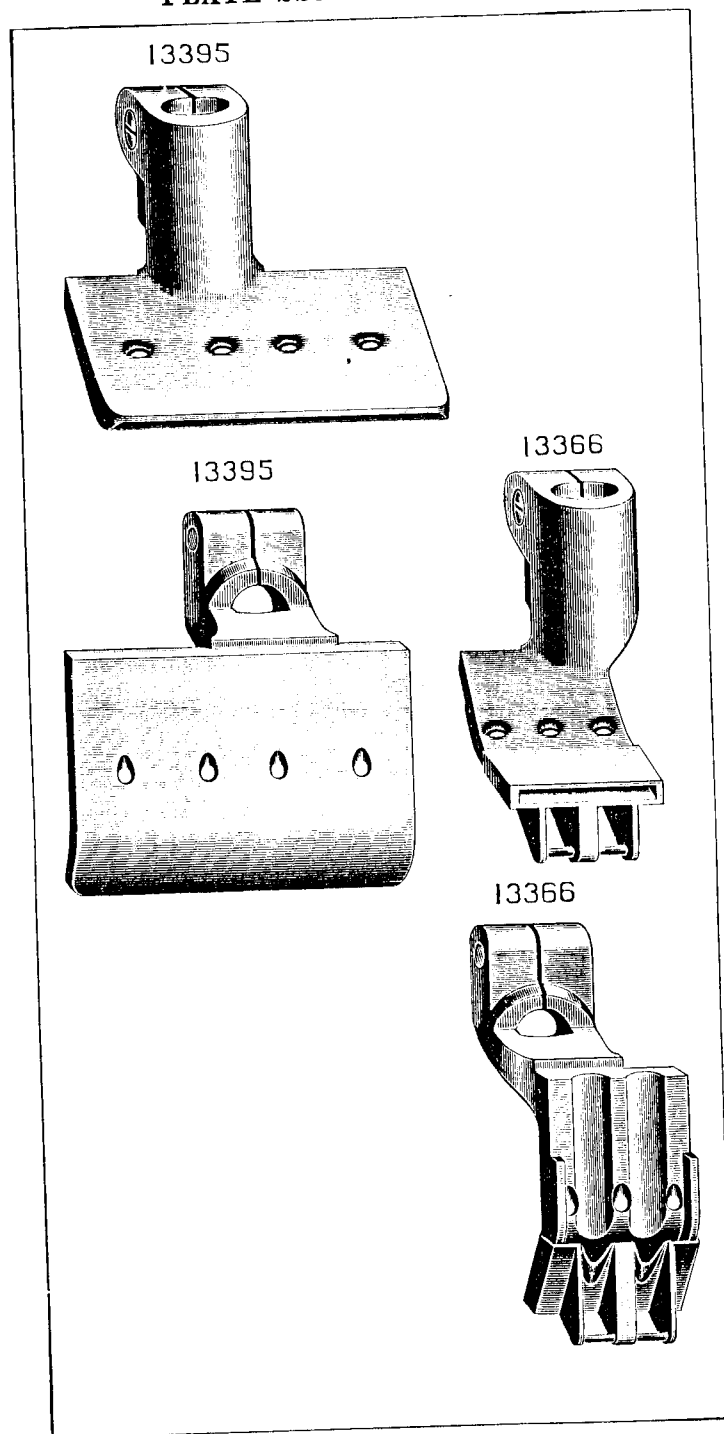



PLATE 2293—FULL SIZE

33007



33007

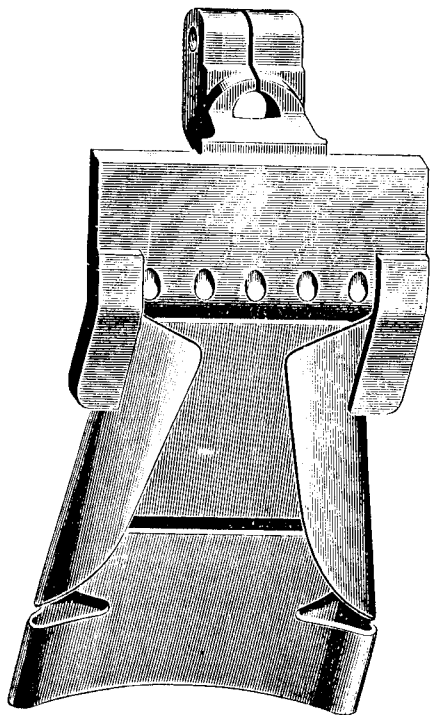
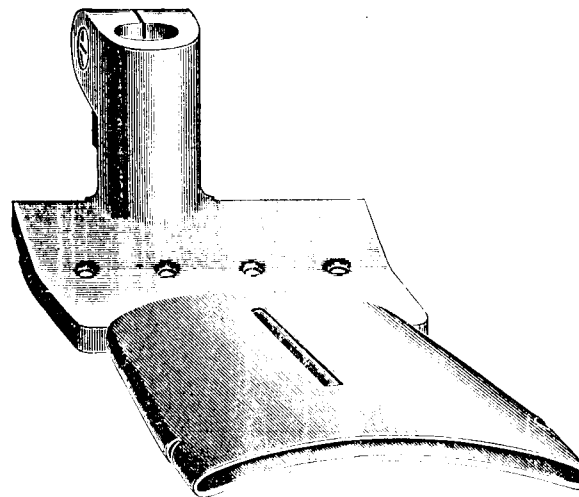


PLATE 2294—FULL SIZE

13430



13430

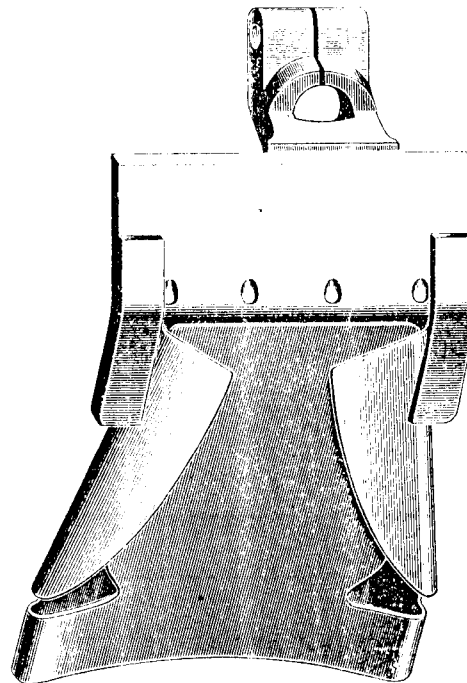
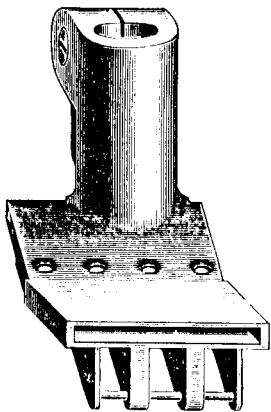
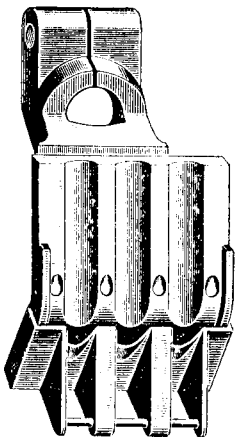


PLATE 2295—FULL SIZE

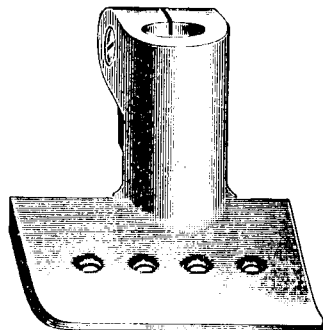
13354



13354



13355



13355

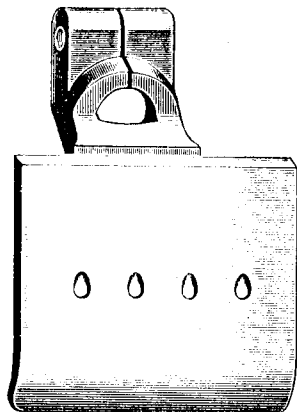
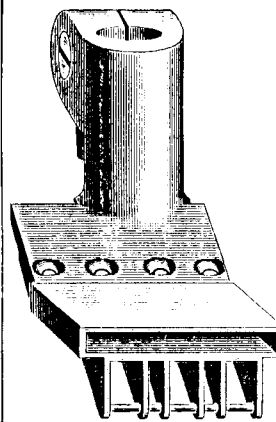
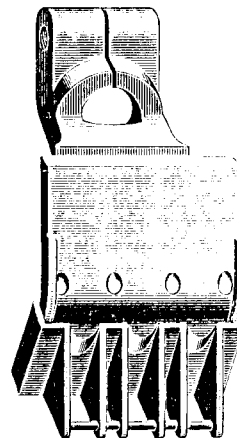


PLATE 2296—FULL SIZE

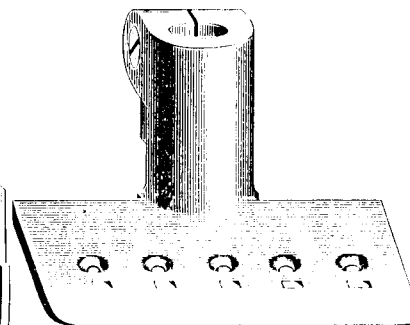
33028



33028



33030



33030

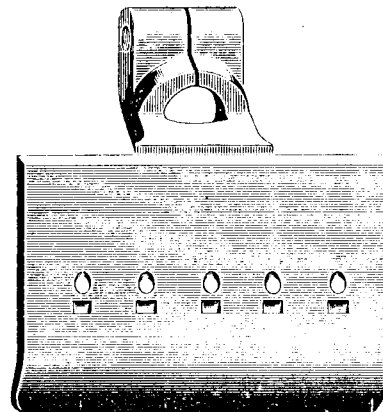


PLATE 2297—FULL SIZE

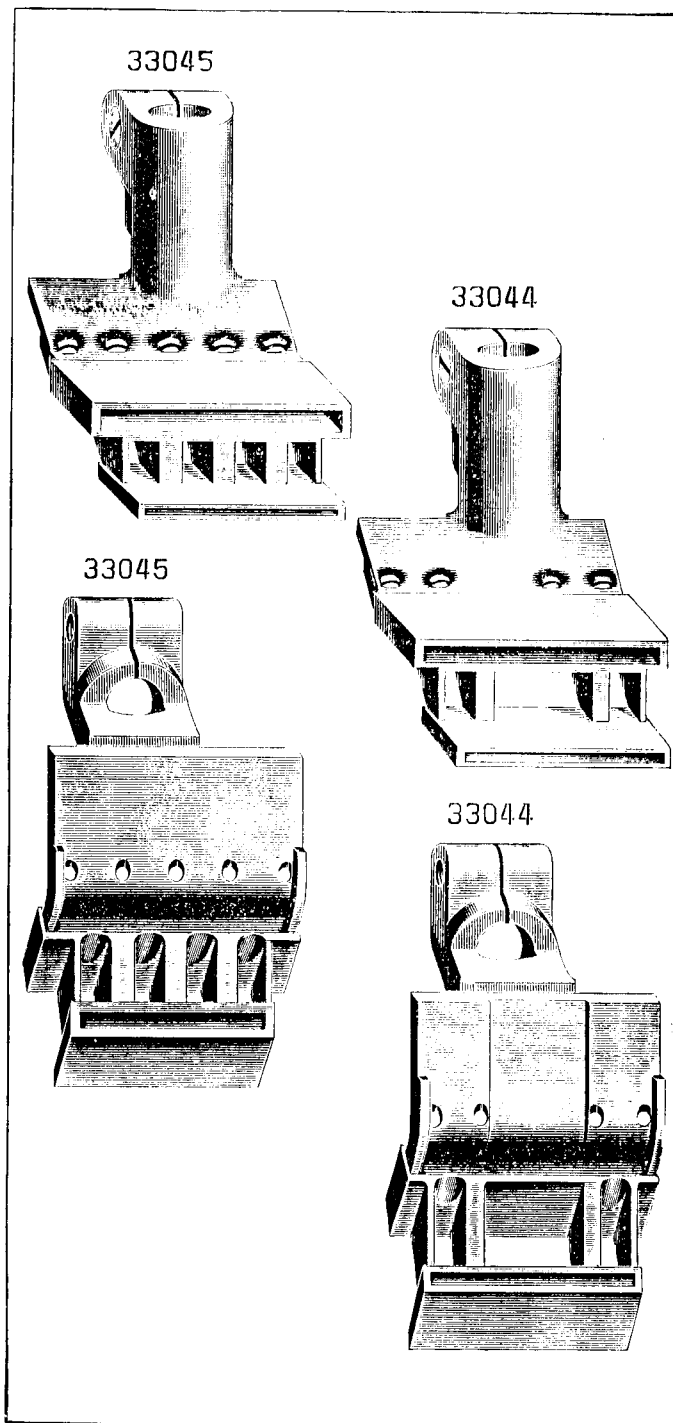


PLATE 2298—FULL SIZE

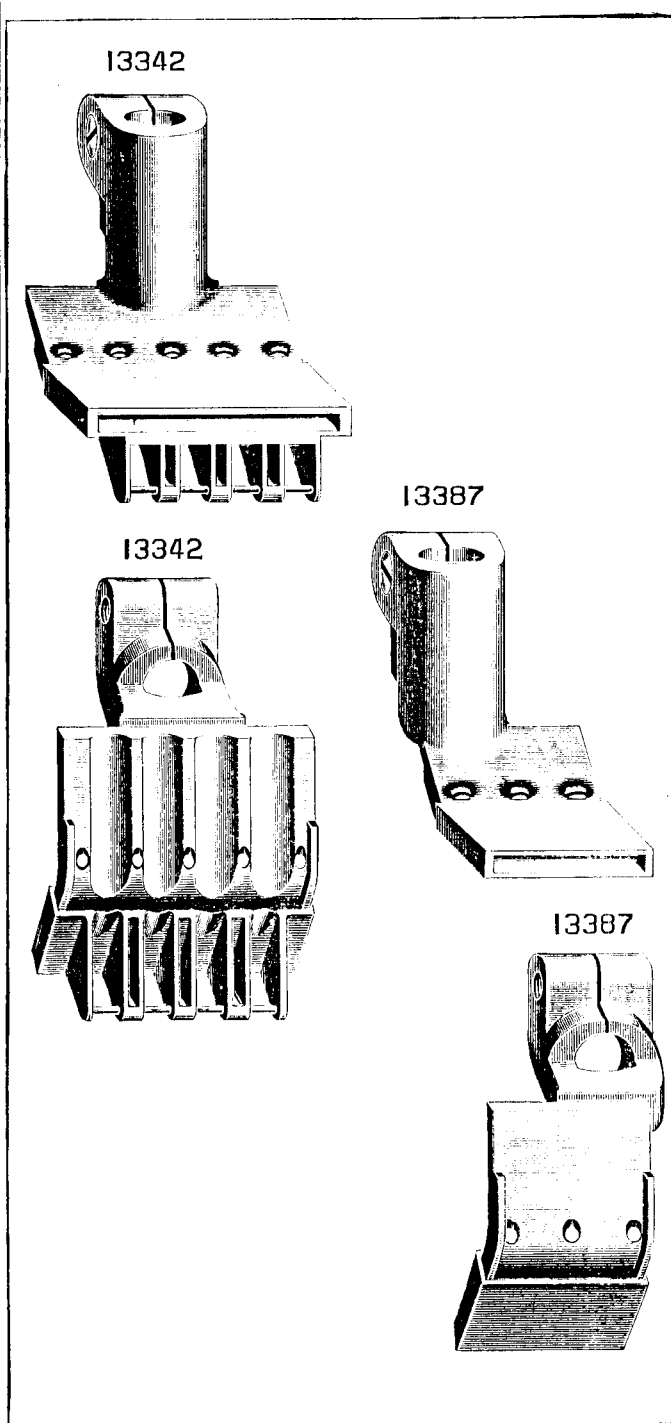
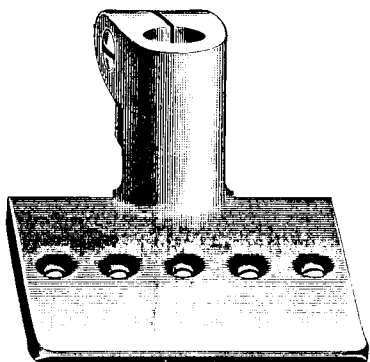



PLATE 2299—FULL SIZE


11229



11229



13372



13372

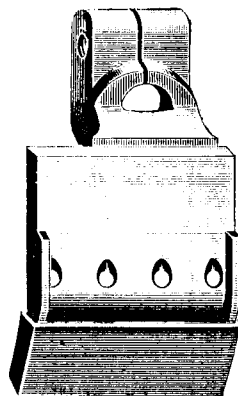
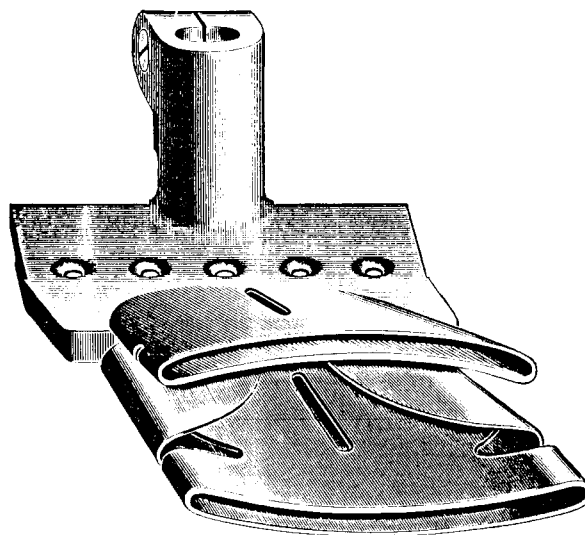


PLATE 2300—FULL SIZE

33006



33006




PLATE 2301—FULL SIZE

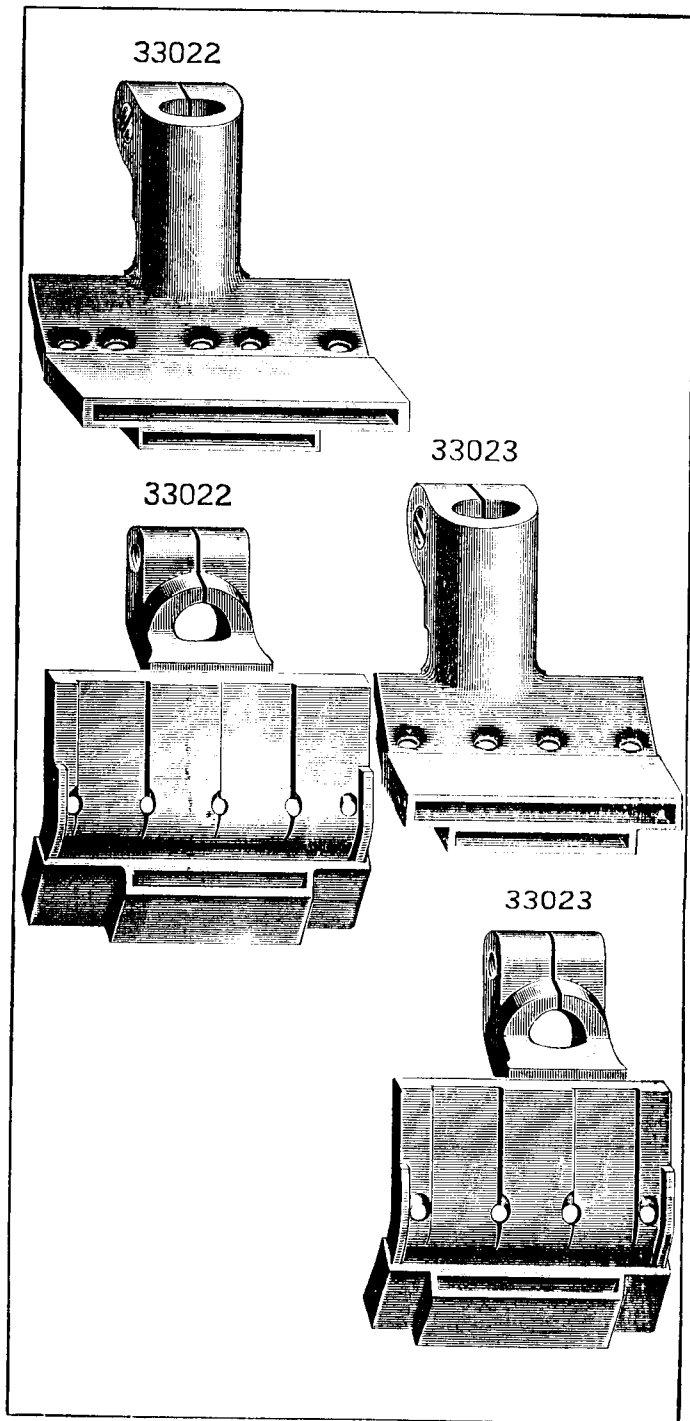


PLATE 2302—FULL SIZE

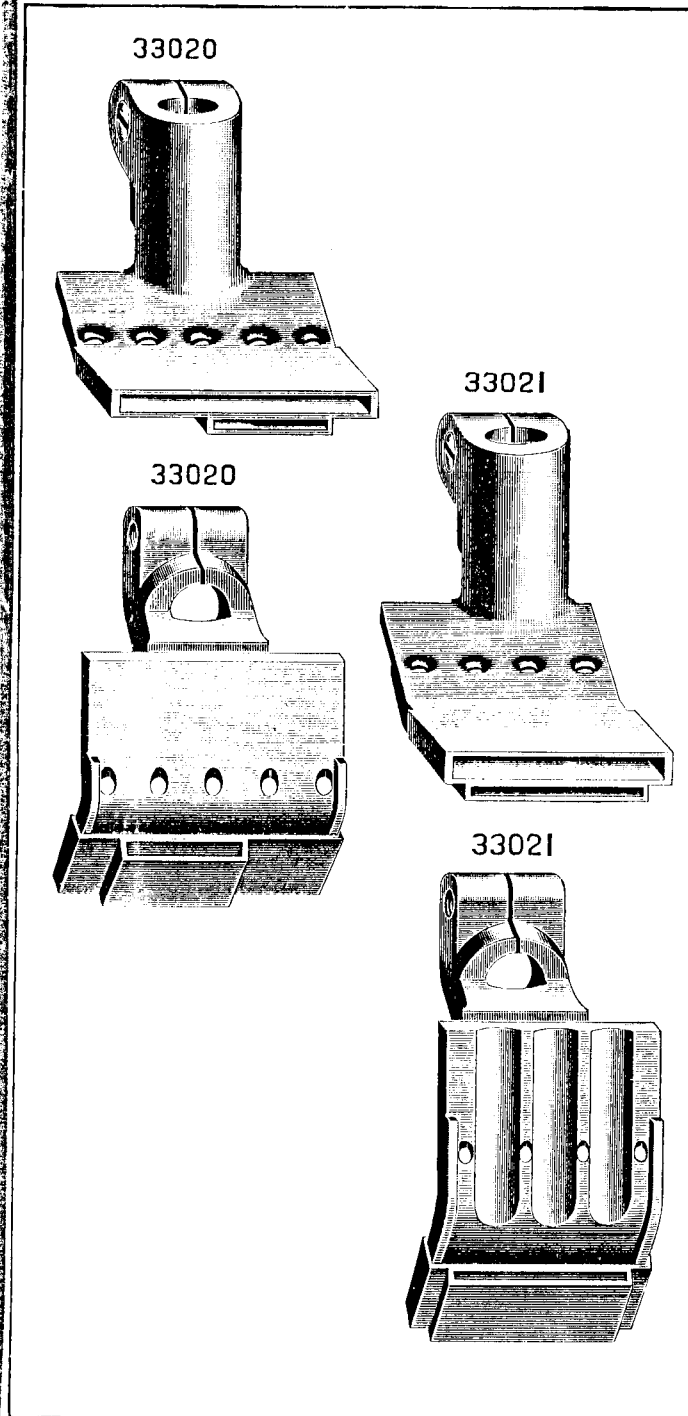
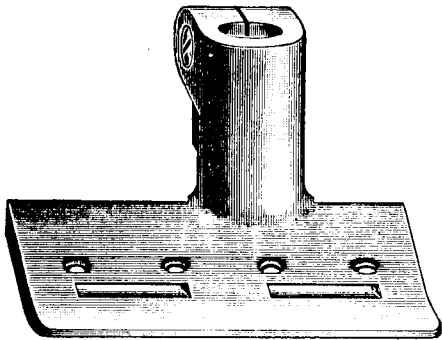


PLATE 2303—FULL SIZE

33032



33032

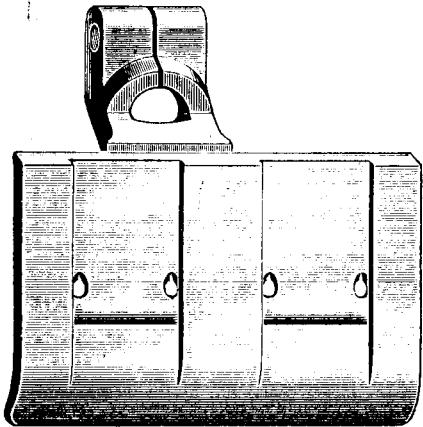
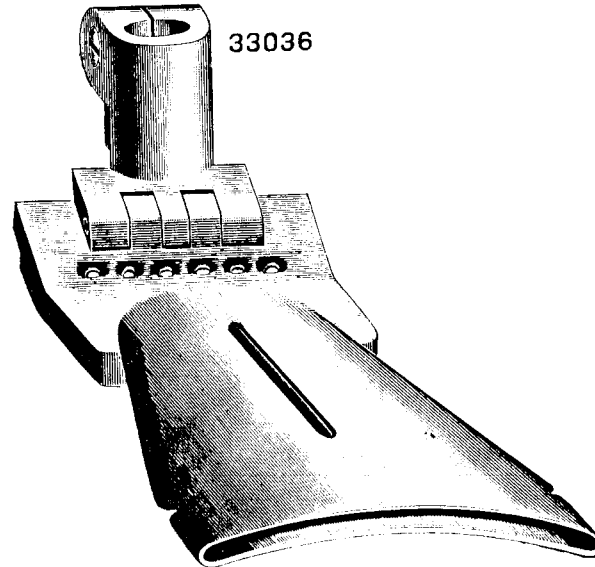


PLATE 2304—FULL SIZE

33036



33036




PLATE 2305--FULL SIZE

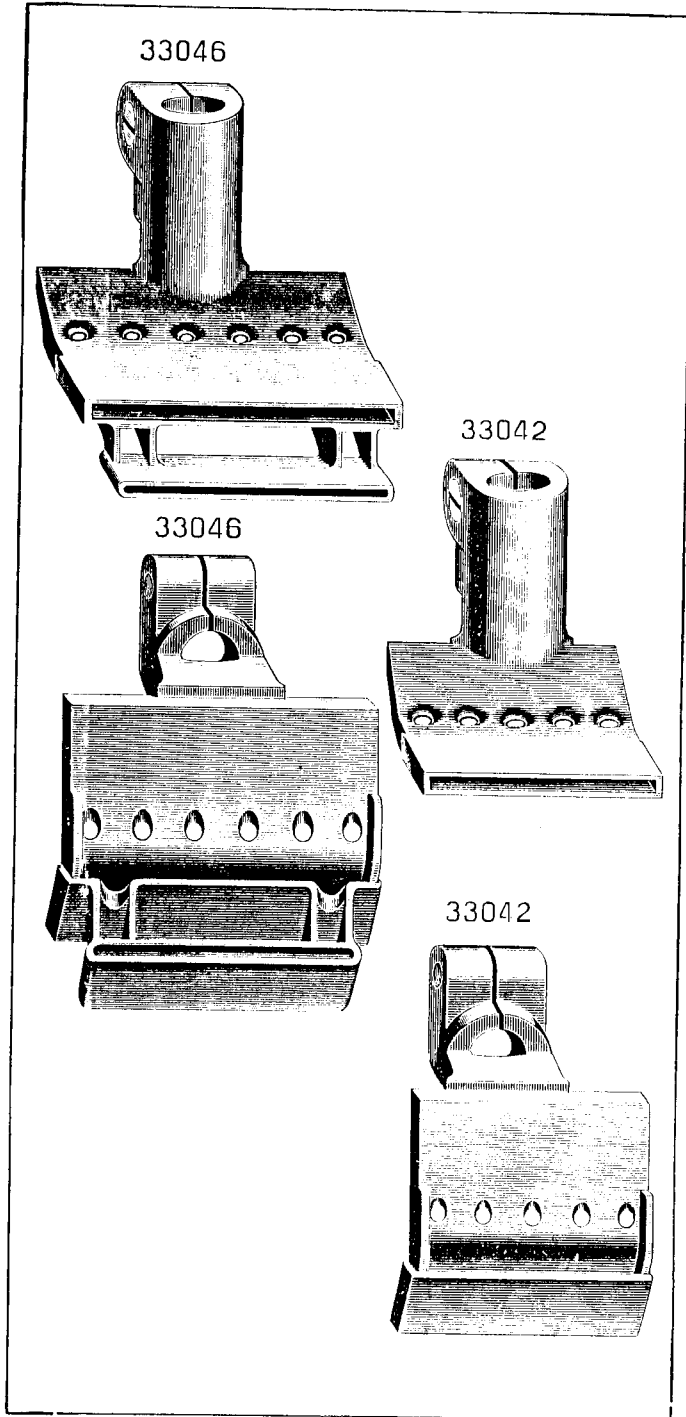


PLATE 2306--FULL SIZE


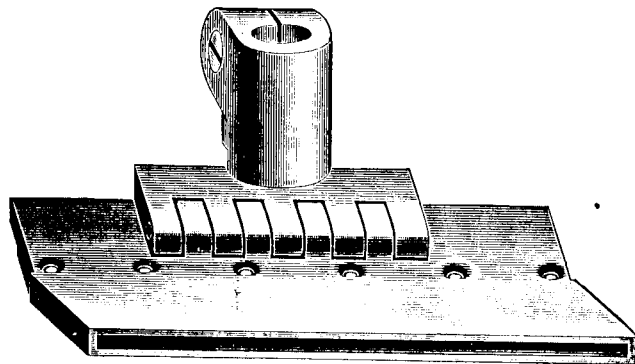


PLATE 2307—FULL SIZE

33043



33043





PLATE 2308—FULL SIZE

33039



33039

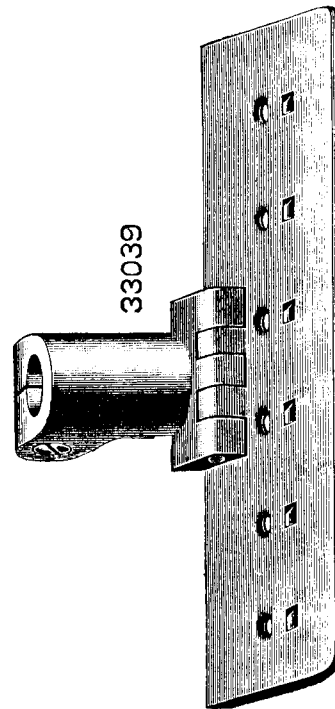
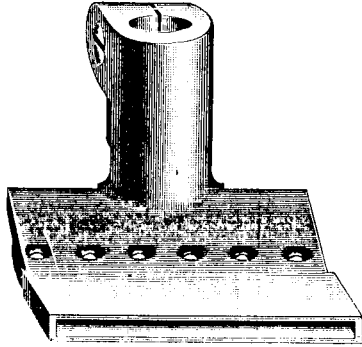



PLATE 2309—FULL SIZE

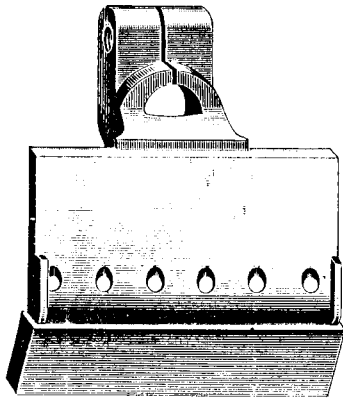
11256



13405



11256



13405

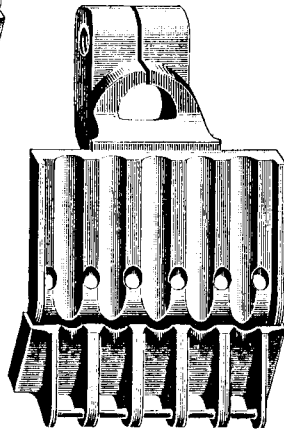
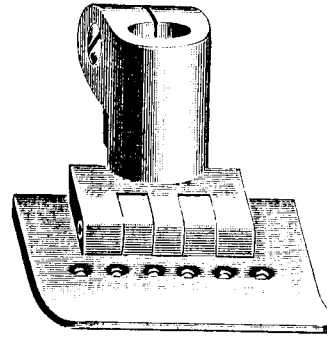
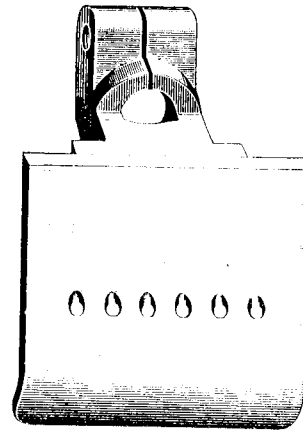


PLATE 2310—FULL SIZE

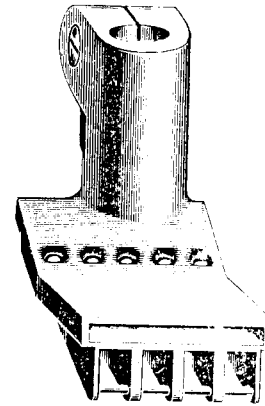
33038



33038



33049



33049


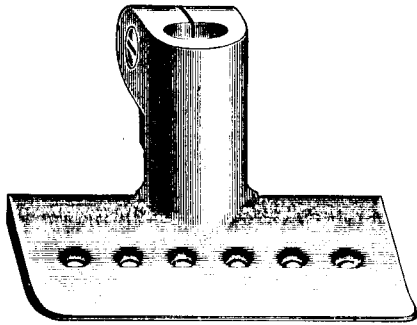


PLATE 2311—FULL SIZE

11255



11255

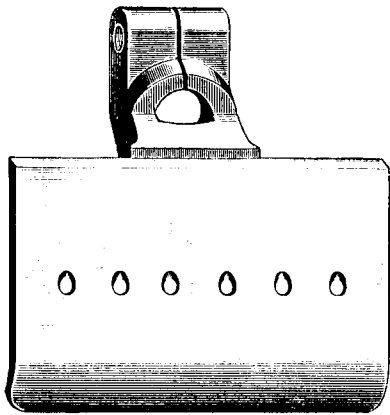
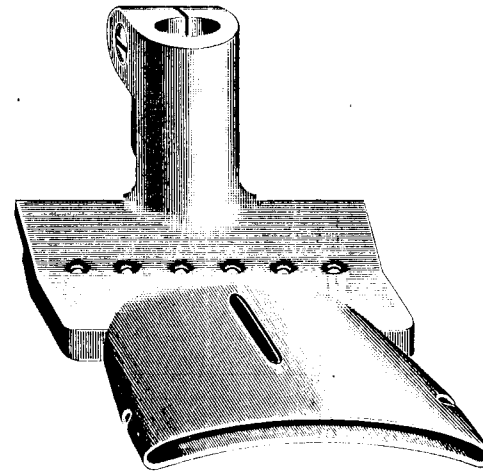


PLATE 2312—FULL SIZE

13404



13404

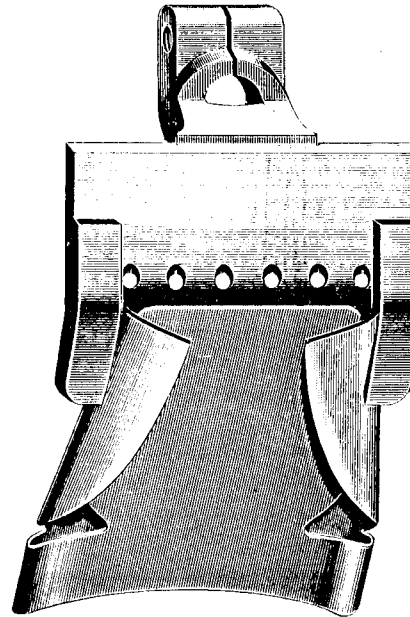
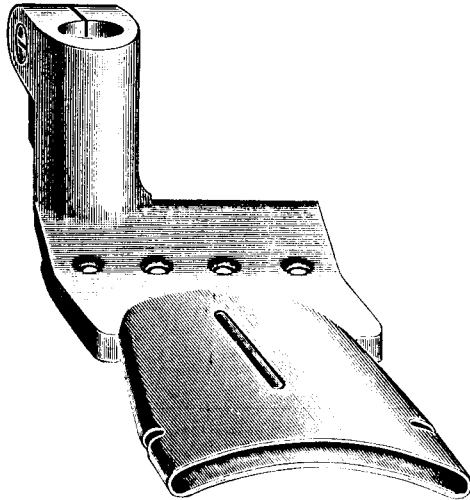


PLATE 2313—FULL SIZE

33047



33047

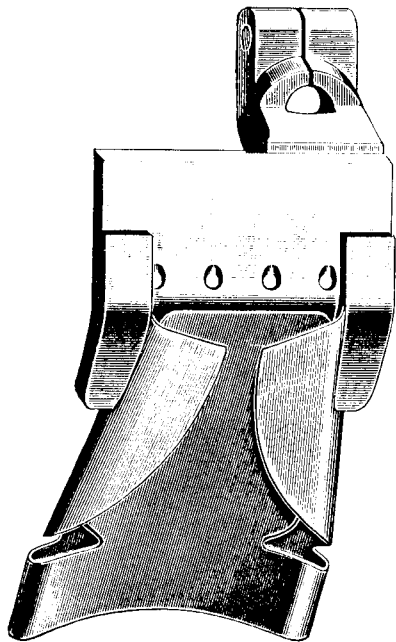
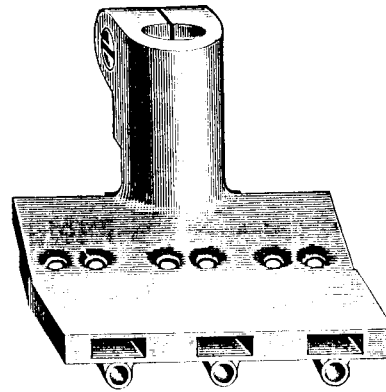
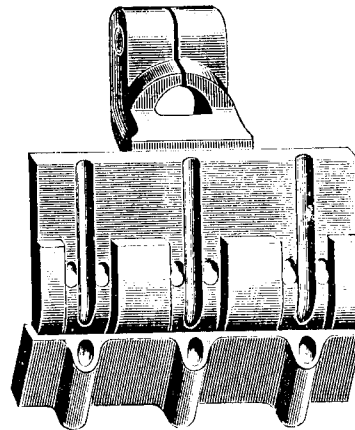


PLATE 2314—FULL SIZE

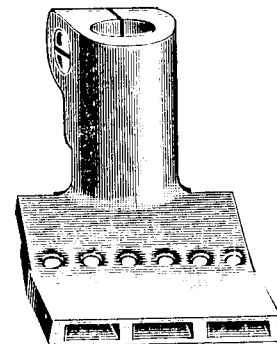
33037



33037



33041



33041

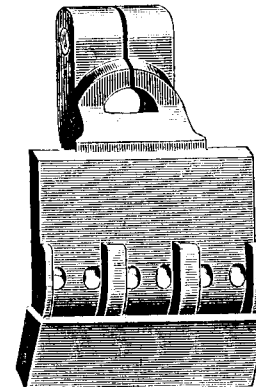
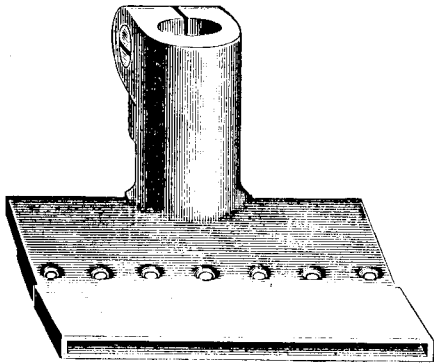


PLATE 2315—FULL SIZE

11274



11274

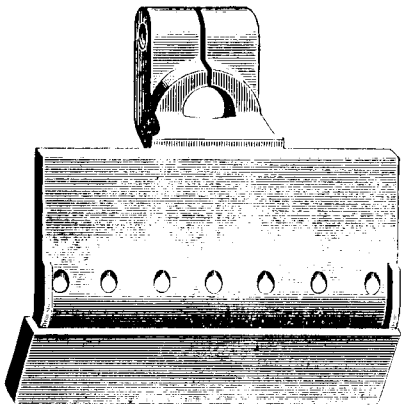
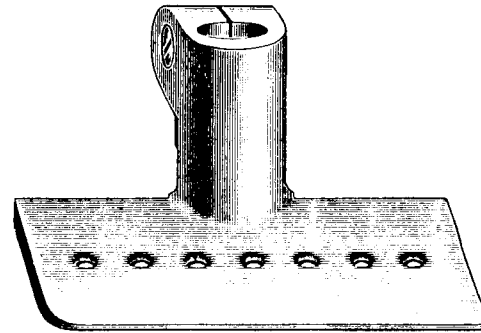


PLATE 2316—FULL SIZE

11273



11273

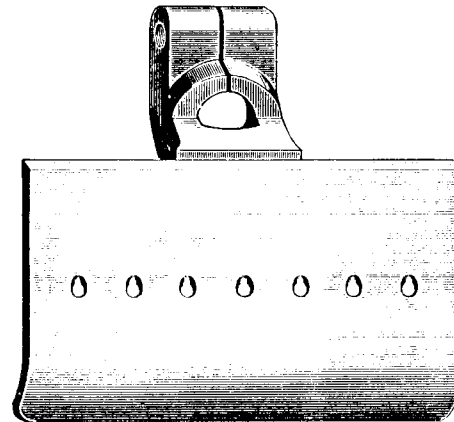



PLATE 2317—FULL SIZE

11290



11290

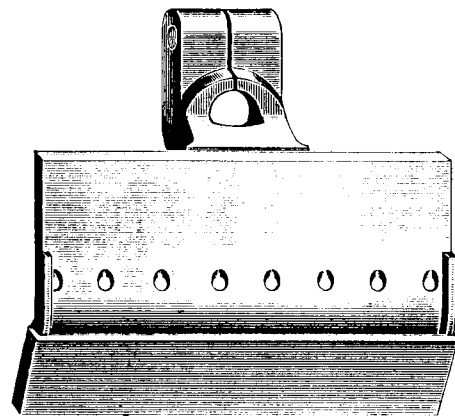



PLATE 2318—FULL SIZE

33050



33050

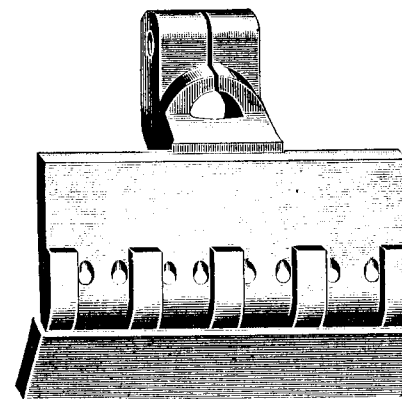
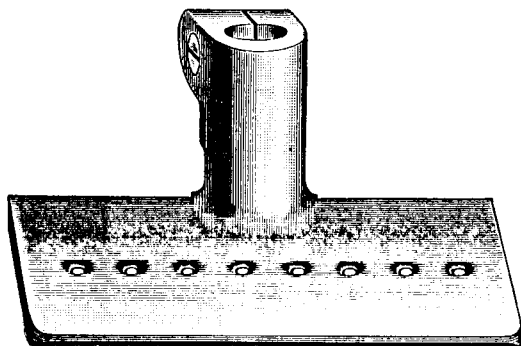


PLATE 2319—FULL SIZE

11289



11289

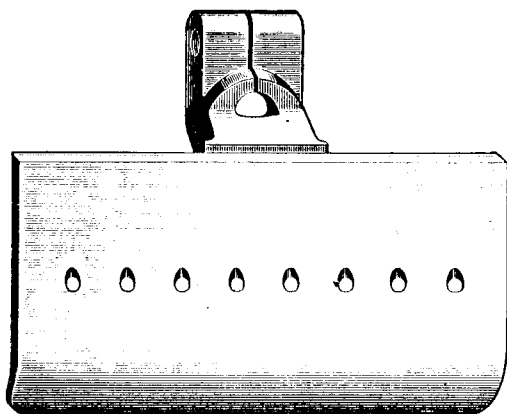
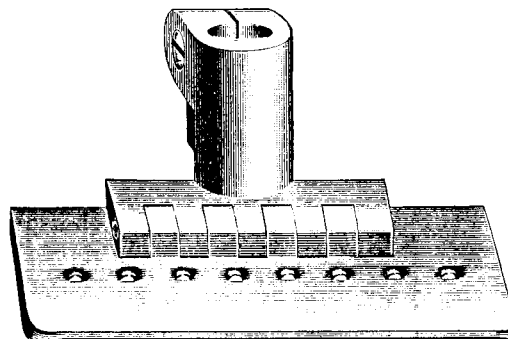


PLATE 2320—FULL SIZE

33048



33048





PLATE 2321—FULL SIZE

11305



11305


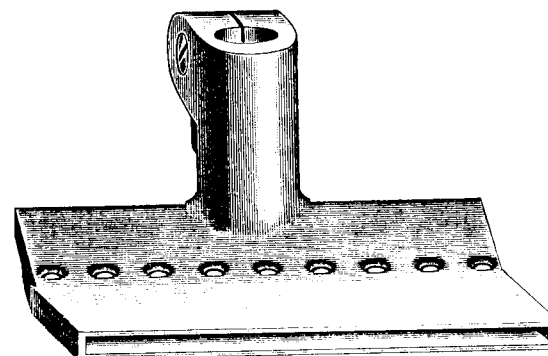


PLATE 2322—FULL SIZE

11306



11306


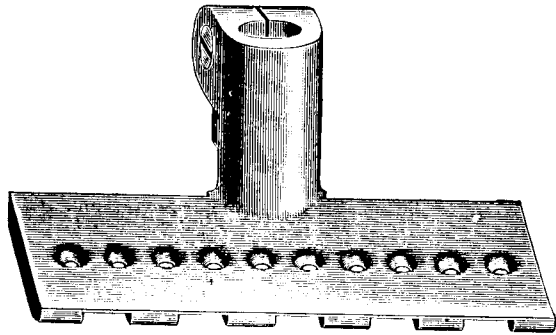


PLATE 2323—FULL SIZE

33052



33052

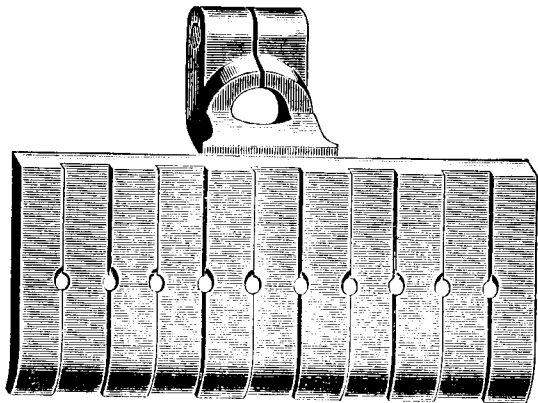



PLATE 2324—FULL SIZE

11321



11321

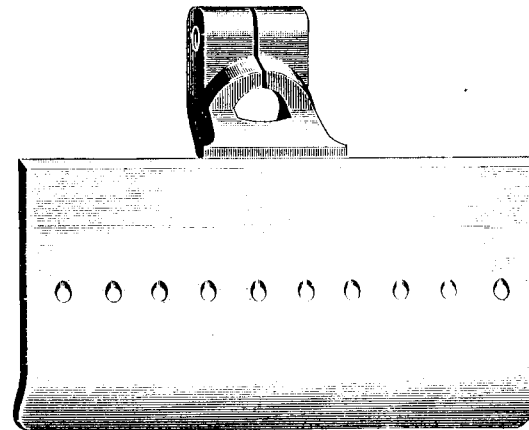
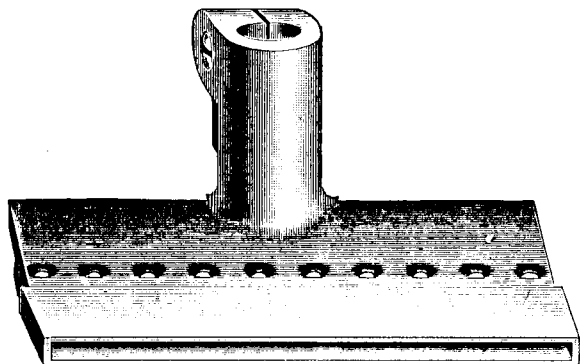


PLATE 2325—FULL SIZE

11322



11322





PLATE 2326—FULL SIZE

33051



33051

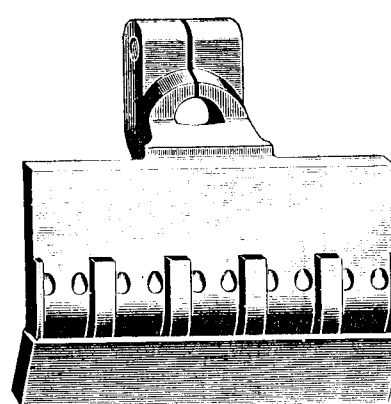
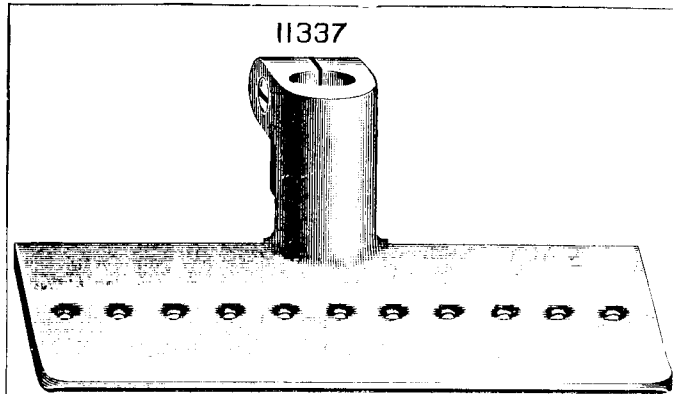


PLATE 2327—FULL SIZE



11337


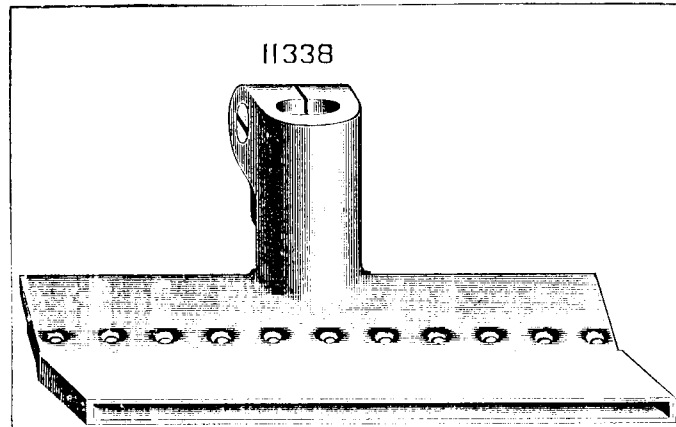


PLATE 2328—FULL SIZE



11338

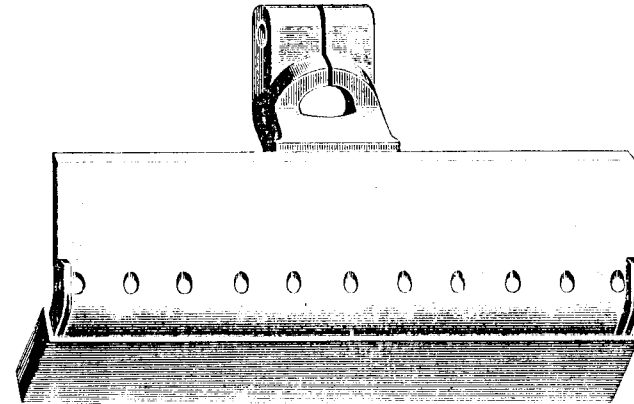


PLATE 2329—FULL SIZE

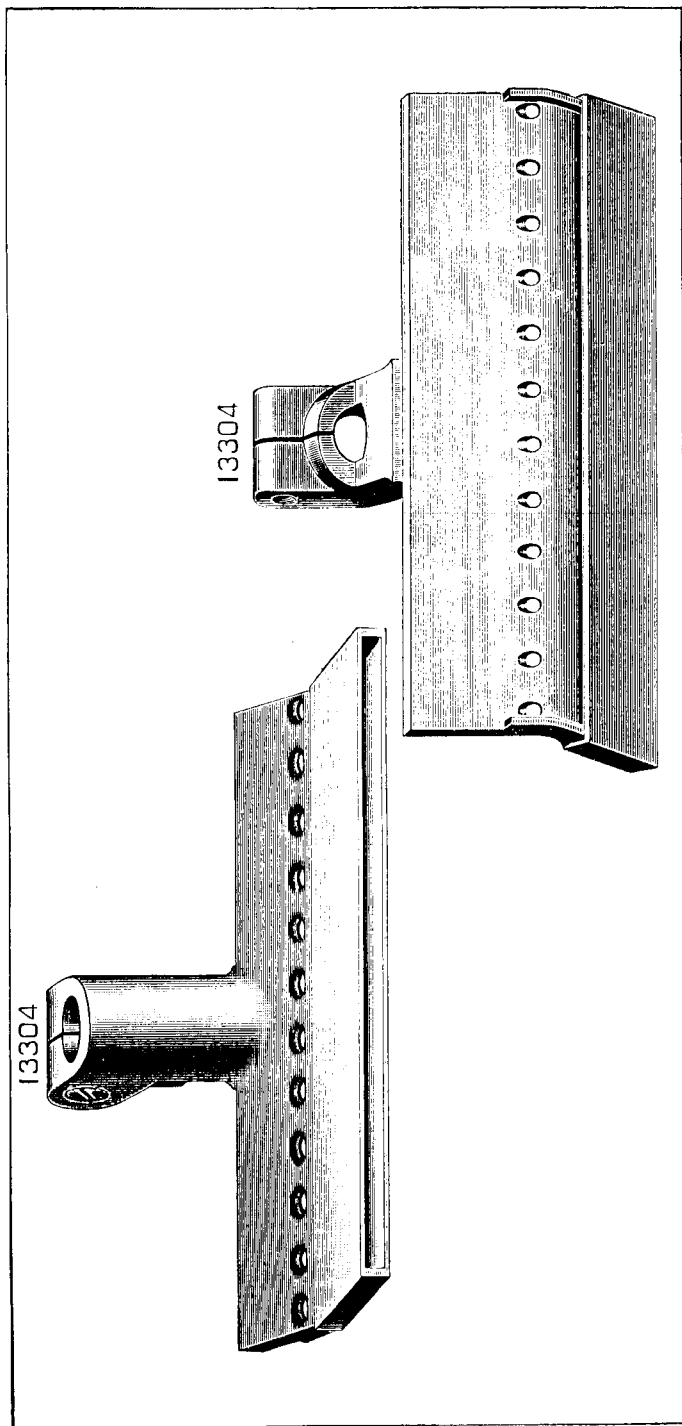


PLATE 2330—FULL SIZE

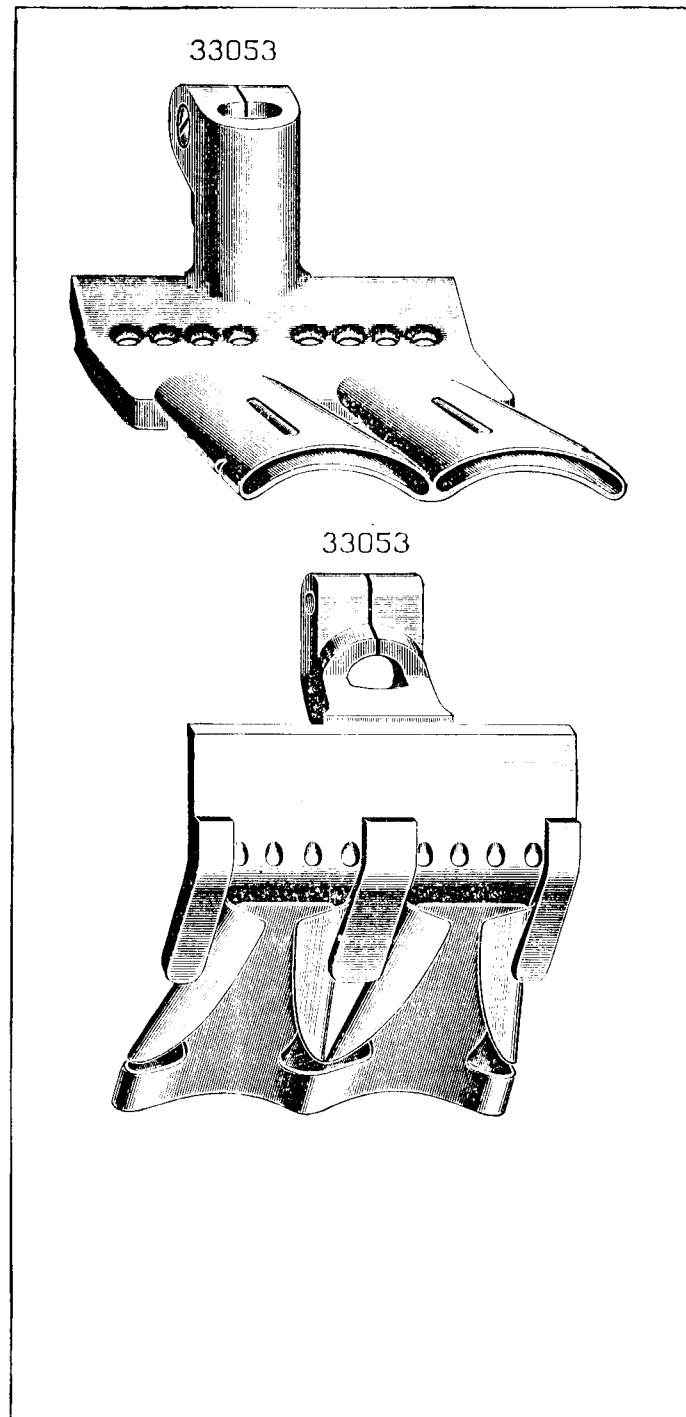
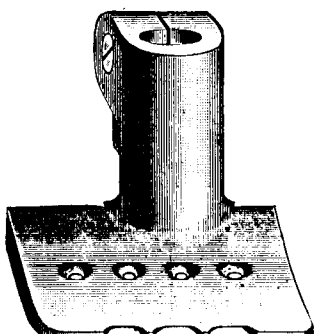


PLATE 2331—FULL SIZE

13462



13462

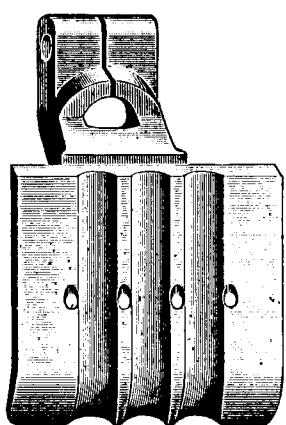
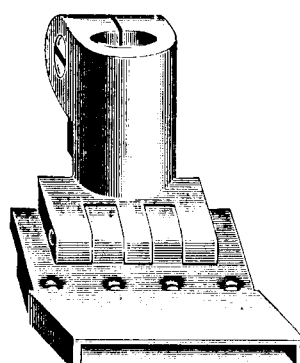


PLATE 2332—FULL SIZE

13437



13437




PLATE 2341—ONE-FOURTH SIZE

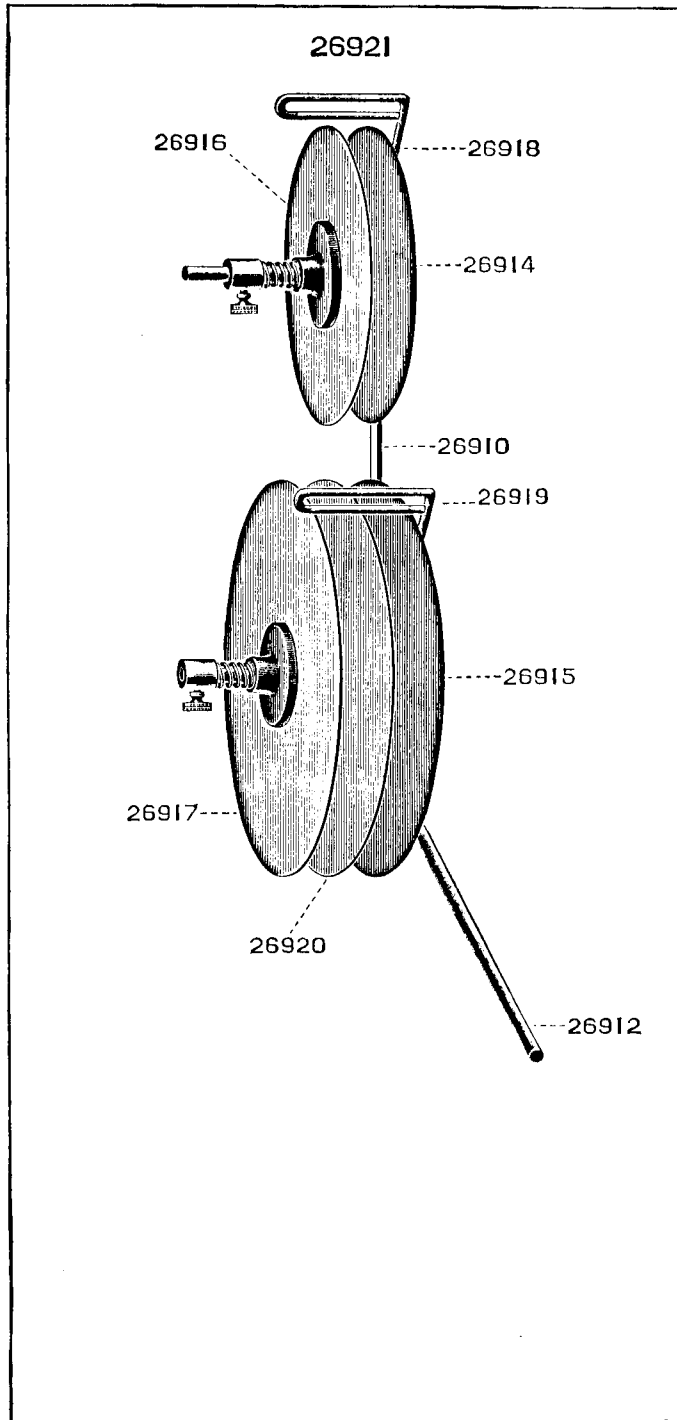


PLATE 2342—ONE-HALF SIZE




PLATE 2343—ONE-HALF SIZE




PLATE 2344—ONE-FOURTH SIZE

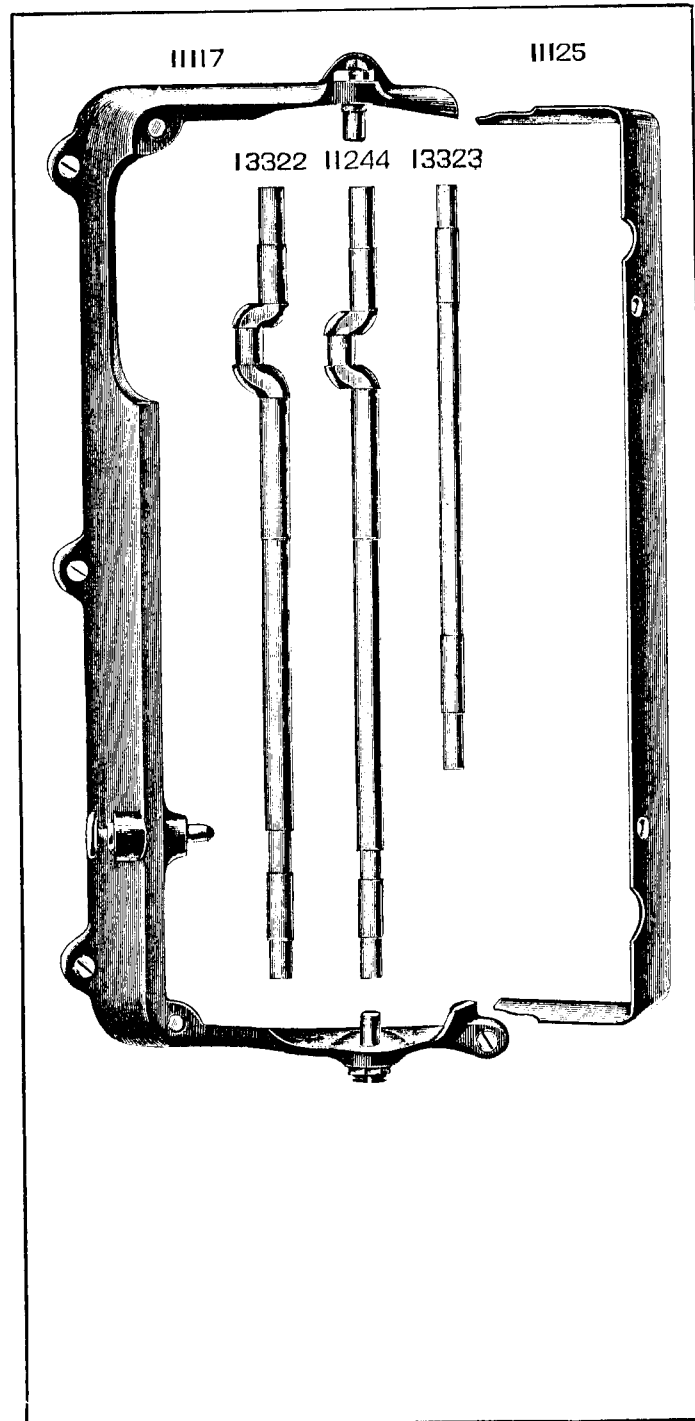


PLATE 2345—FULL SIZE

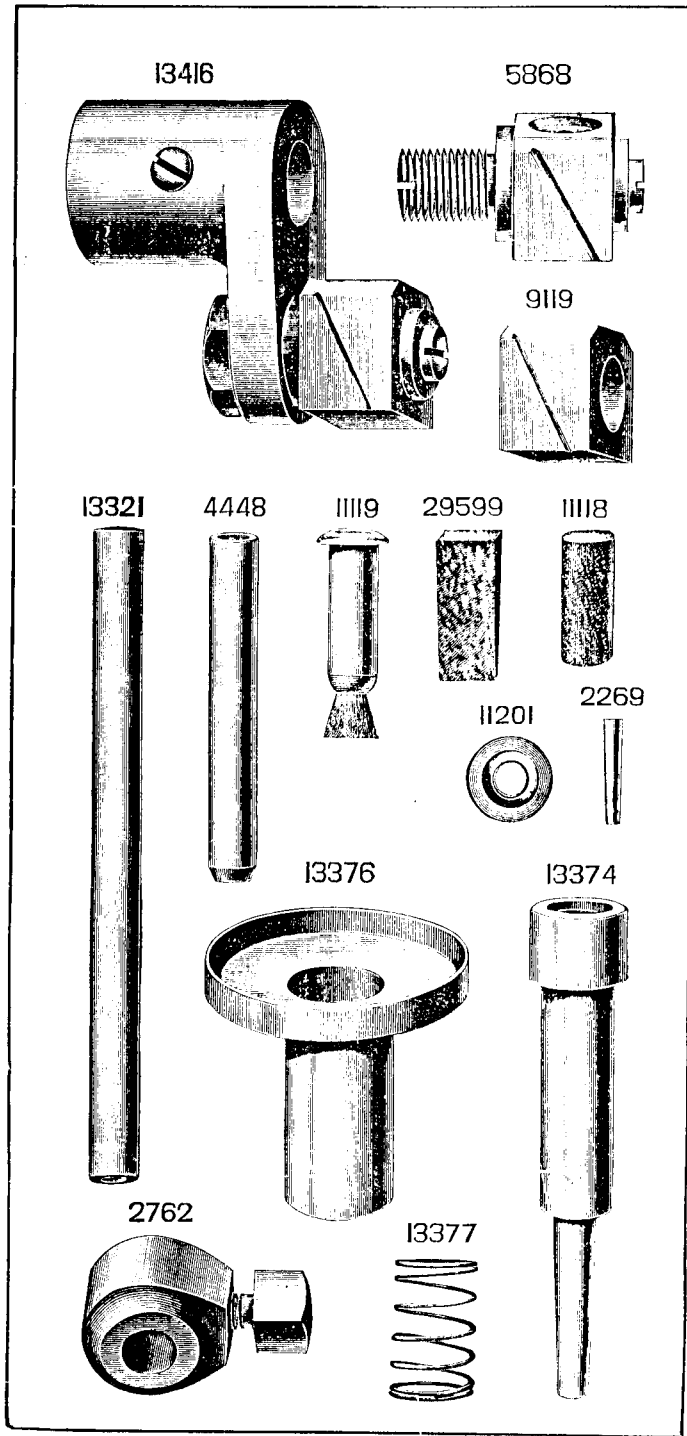


PLATE 2346—FULL SIZE

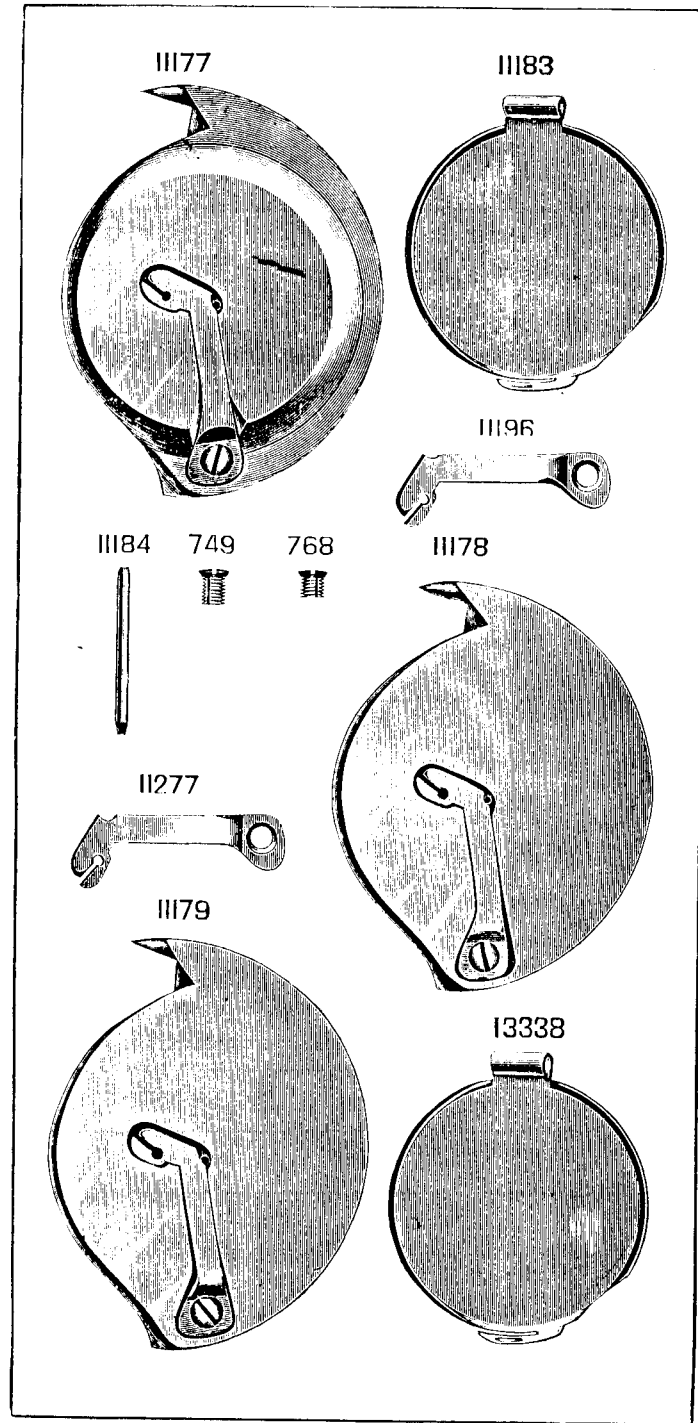


PLATE 2347—FULL SIZE

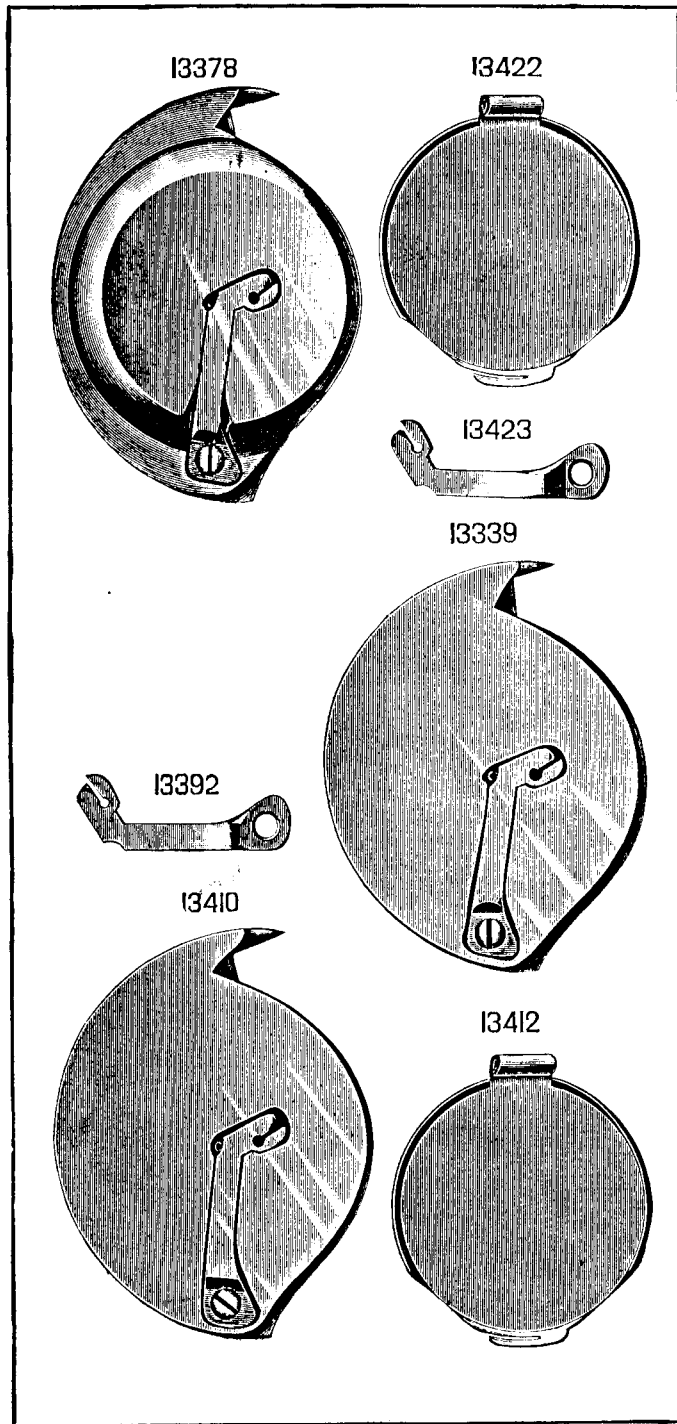


PLATE 2348—ONE-HALF SIZE

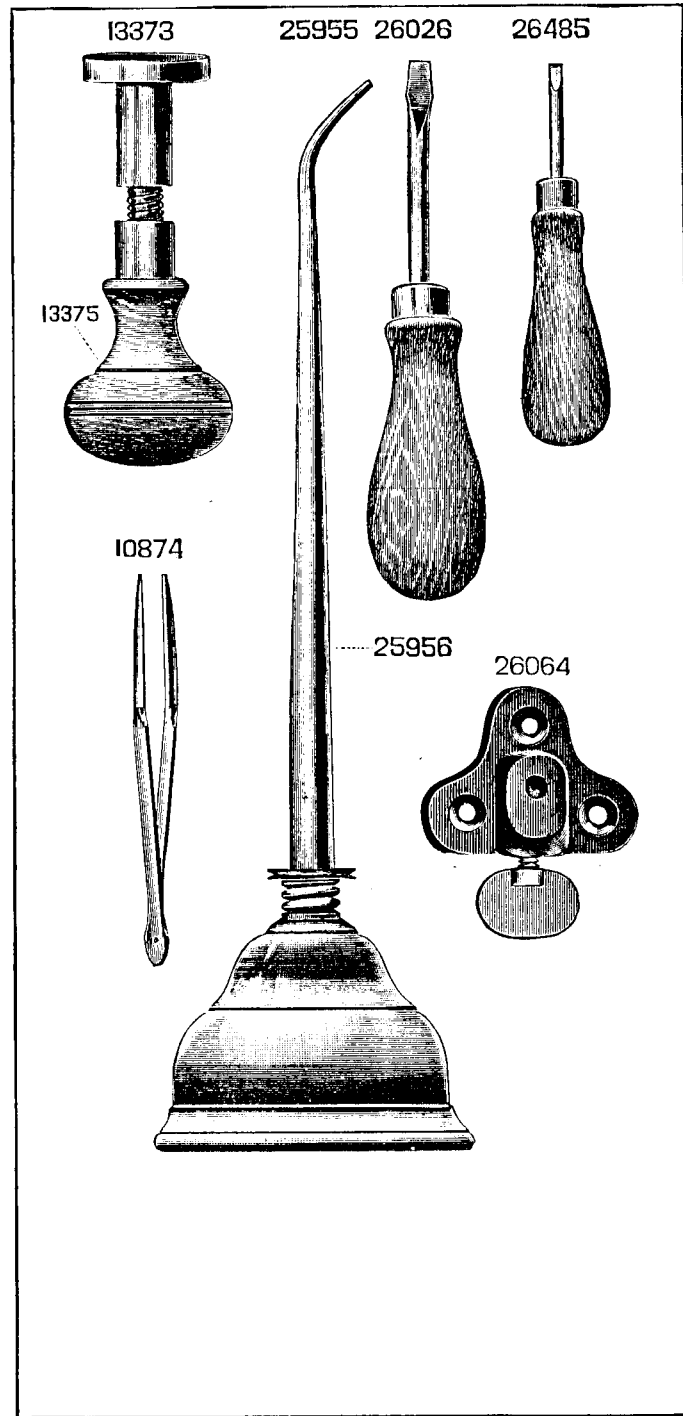


PLATE 2349—ONE-HALF SIZE

