

Singer 71-101

Singer 71-107

Form 2193w
(Rev. 356)
Printed in U. S. A.

37 D3

LIST OF PARTS



SINGER^{**}
MACHINES
Nos. 71-101 and 71-107

THE SINGER MANUFACTURING COMPANY

Trade Mark of THE SINGER MANUFACTURING COMPANY

INSTRUCTIONS FOR OILING

To insure easy running and prevent unnecessary wear, the machine requires oiling. When in continuous use, "TYPE B" or "TYPE D" OIL, sold by Singer Sewing Machine Company, should be applied at least twice each day to all oiling points, as instructed in Form 2174w.

"TYPE D" OIL should be used when an oil is desired which will produce a minimum of stain on fabrics, even after a long period of storage.

Occasionally apply a small quantity of BALL BEARING LUBRICANT, sold by Singer Sewing Machine Company, to the ball bearing of the pulley through the tapped hole.

INDEX

	Page
Accessories.....	26 and 30
Bobbin Winder.....	26
Driving Equipment.....	27
Driving Equipment for Machines when set in pairs.....	30
Idler Pulley.....	28
Iron Base.....	29
Machine No. 71-101.....	5
Machine No. 71-107.....	24
Miscellaneous Parts.....	32
Numerical List of Parts.....	35
Thread Unwinder.....	29

INSTRUCTIONS FOR ORDERING

In ordering from this list, use **ONLY** the **PART** number in the **FIRST** column.

The number stamped on a Sewing Machine Part is the number of the Single Part only, except when the part includes Set Screws, Clamping Screws, Studs and Rollers Spun on, Small Wires riveted, or Parts soldered together, etc., which it is necessary to furnish in combination.

Every combination of parts sent out has its specific number which, although not stamped on Parts (except in above case), must be used when ordering the combination.

Each number always indicates the **SAME PART** in whatever list it appears, or for whatever Machine.

The letters after some of the numbers indicate the style of finish only, as follows:

- A—Hardened, Polished, Nickel Plated and Buffed.
- AL—Heat Treated for Toughness.
- ALX—Heat Treated for Toughness and Black Oxide.
- B—Polished, Nickel Plated and Buffed.
- C—Hardened only.
- D—Polished only.
- E—Soft, Not polished.
- F—Hardened and Polished.
- J—Nickel Plated only.
- R—Merlized.
- X—Black Oxide, for Iron and Steel.
- XC—Hardened and Black Oxide, for Iron and Steel.
- Y—Black Nickel Plated only.
- Z—Chromium Plated.

These letters **MUST BE USED** when they appear in the list and **AFTER** the number, as in the list.

In this series

1 to 1500, 200001 to 201500 and 350001 to 351500 are Screw Numbers.

1501 to 1800, 201501 to 201800 and 351501 to 351800 are Nut Numbers.

1801 to 2000, 201801 to 202000 and 351801 to 352000 are Roller Numbers.

2001 to 50000 and 202001 to 350000 are Numbers of Machine Parts.

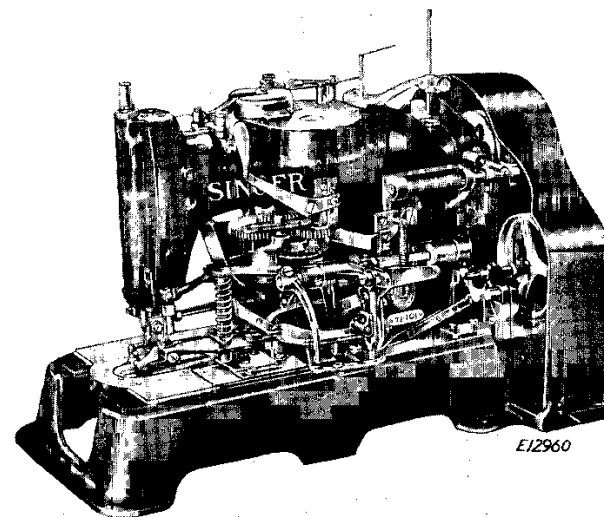
The figures in the second column refer only to the plate in which the illustration of the part is shown and are **NOT TO BE USED** in ordering.

Two or more numbers over a cut indicate that the difference between such parts is not visible in an illustration.

Parts marked with an asterisk (*) are furnished only when repairs are made at the factory.

LIST OF PARTS COMPLETE

FOR



MACHINE No. 71-101

MAKES PURL STITCH BUTTONHOLES WITH SQUARE BARRED ENDS. POSITIVE GEAR DRIVEN INTERMITTENT FEED MECHANISM. KNIVES FROM $\frac{3}{8}$ TO $\frac{3}{4}$ IN. LONG. CUTS BOTH THREADS AND THE HOLE AFTER STITCHING.

HIGH SPEED MACHINE

No.	Plate	Name
*249601	-----	Arm with 24081
8582	18219	" Dowel Pin (2)
241206	13532	" Oil Cup (2)
748E	18219	" Screw (back) (2)
868E	18219	" " (front) (2)
249602	13532	" Shaft
*24081	-----	" Bushing (front)
202260	13532	" " " Oil Packing (wick) (2)

No.	Plate	Name
249622	13532	Arm Shaft Flanged Bushing (back)
435AL	13532	" " " " " Set
		Screw
1069D	13532	Arm Shaft Screw
39620	18232	" Side Cover
190D	18232	" " " Screw
249604	18232	" Top Cover (left)
249605	18232	" " " (right)
190D	18232	" " " Screw (4)
249606	13533	Barring Lever
350476C	13533	" " Hinge Screw
249607	13533	" " Spring
1330C	13533	" " " Screw Stud
249842	17927	" Plate (2) for use with Feed Wheel 249841
249801	13530	Barring Plate (first bar) for use with Feed Wheel 249802
249804	13530	Barring Plate (second bar) for use with Feed Wheel 249802
350229E	13530	Barring Plate Screw (2)
206482	13530	" " " Washer (2)
249610	13533	" Point
191C	13533	" " Screw
249611	13534	" Shaft with 452AL
201713C	13534	" " Adjusting Lock Nut (2)
249612	18232	" " Guard
208AL	18232	" " " Screw (2)
249613	13534	" Slide
249740	13534	" " Operating Plate (adjustable)
223D	13534	" " " " " "
		Screw (2)
350253C	13534	Barring Slide Operating Plate Adjusting Screw
1607E	13534	Barring Slide Operating Plate Adjusting Screw Nut
249614	13534	Barring Slide Operating Plate (stationary)
228D	13534	Barring Slide Operating Plate (stationary) Screw (2)
249615	13534	Barring Slide Operating Rod
249616	13533	" " " " " Stud
249619	13534	" " Stop
704E	13534	" " " Attaching Screw
898C	13534	" " " Screw (adjustable)
452AL	13534	" " " " " Set
		Screw
*249620	-----	Bed
249894	18219	" Oil Guard with 249883
249883	18219	" " " Oil Tube (brass)
1235F	18219	" " " Screw
249853	17942	Belt Shifter with 350287C
249854	17942	" " Operating Collar with 350329C
350329C	17942	" " " " " Set Screw
249855	13531	" " " Rod
350287C	13531	" " " " " Set Screw
350287C	17942	" " Set Screw
249856	17942	" " Shaft
249857	17942	" " " Bracket
350288C	17942	" " " " Hinge Screw

No.	Plate	Name
249858	17942	Belt Shifter Shaft Bracket Extension with 51047E
51047E	17942	Belt Shifter Shaft Bracket Extension Pinch Screw
158E	17942	Belt Shifter Shaft Bracket Extension Screw
23554	18265	Belt Shifter Shaft Bracket Spring
350338E	18265	" " " " " Screw
		Stud (lower)
350339E	17942	Belt Shifter Shaft Bracket Spring Screw Stud (upper)
249860	17942	Belt Shifter Shaft Bracket Stop
191D	17942	" " " " " Screw
249861	17942	" " " Guide Collar with 237X
2269	17942	Belt Shifter Shaft Guide Collar Position Pin
237X	17942	Belt Shifter Shaft Guide Collar Set Screw
249862	17942	" " " Spring
39882	17942	" " Stop Washer (rawhide)
249863	13530	" " Trip Point
756E	13530	" " " " " Screw
249864	17942	" " " Stud
161D	13528	Bobbin Winder Base Screw (2)
135D	13528	" " Tension Bracket Screw
39647	18263	Clamp Arm
625F	17885	" " Adjusting Screw (2)
1547X	17885	" " " " " Nut (2)
39584	17885	" " Bracket with 196F
40003	17885	" " " Guide (left)
219F	17885	" " " " " Screw (2)
40004	17885	" " " " " (right)
207F	17885	" " " " " Screw (2)
191C	17885	" " " Screw (3)
39541	17885	" " " " " Washer (3)
23379	17885	" " Hinge Block
23380	17885	" " " " " Pin
196F	17885	" " " " " Set Screw
402D	17885	" " Screw (3)
249751	17916	" Carrier with 249735 and two 934X
40006	17923	" " Block with 40007 and four 404D
40007	17923	Clamp Carrier Block Plate
404D	17923	" " " " " Screw
23384	17923	" " Connecting Rod
52C	17923	" " " " " Hinge Screw
39591	17916	" " Guide (left)
756D	17916	" " " " " Screw (long)
1345D	17916	" " " " " (short)
39645	17916	" " " (right)
1230F	17916	" " " " " Screw (2)
249753	17885	" " Plate
1231F	17885	" " " Screw (back) (2)
404D	17885	" " " " " (front) (2)
249623	17923	" " Regulator with 240D, 1960 and 39583
1232C	17923	Clamp Carrier Regulator Hinge Screw
1960	17923	" " " " Roller and Screw Stud with 1520J

No.	Plate	Name
1520J	17923	Clamp Carrier Regulator Roller and Screw Stud Nut
249895	18219	Clamp Carrier Regulator Slide
350076C	17923	" " " Stud (to regulate length of buttonhole)
1671C	17923	Clamp Carrier Regulator Stud Nut
39532	17923	" " " " Sleeve
39583	17923	" " " " Stop
240D	17923	" " " " " Screw
39605	17916	" " Slide with 1345D, 39591 and two 756D
23392	17916	Clamp Carrier Slide Guide (left)
23393	17916	" " " " (right)
914F	17916	" " " " Screw (4)
249625	17923	" " " Lever with 1960
23395	17923	" " " " Regulator
23396	17923	" " " " " Cap
223D	17923	" " " " " " Screw (4)
67D	17923	Clamp Carrier Slide Lever Regulator Screw
1960	17923	Clamp Carrier Slide Lever Roller and Screw Stud with 1520J
1520J	17923	Clamp Carrier Slide Lever Roller and Screw Stud Nut
7278	17923	Clamp Carrier Slide Lever Socket Joint
1234C	17923	" " " " Regulating Stud
23397	17923	" " " " " " Bushing
1658C	17923	Clamp Carrier Slide Regulating Stud Thumb Nut
1256D	17916	Clamp Carrier Slide Screw (2)
*249735	-----	" " " Stay Plate
934X	17916	" " " " Screw
249626	17918	" Check with 249630, 350297E and two 50138F, for 3/8 to 3/4 in. buttonholes
249755	17918	Clamp Check with 249630, 350297E and two 50138F, for 3/8 to 1 in. buttonholes
249627	17918	Clamp Check Clamping Section (left)
249628	17918	" " " " (right)
337E	17918	" " " " " Screw
249756	17918	" " " Holder (for use with 249758)
39650	17918	" " " " (for use with 249629 and 249810)
337B	18263	Clamp Check Holder Adjusting Screw
249749	18263	" " " " " " Friction Plate
212D	18263	Clamp Check Holder Hinge Cap Screw
237X	18263	" " " " Stop Screw
39715	18263	" " " " " Washer
1296AL	17918	" " " Screw (2)
249630	17918	" " " Section and Cutting Plate
50138F	17918	" " " " " " Screw
350297E	17918	Clamp Check Section and Cutting Plate Support Stud
1296AL	17918	Clamp Check Stop Screw

No.	Plate	Name
249840	17918	Clamp Check Thread Clamping Pressure Spring
350298D	17918	Clamp Check Thread Clamping Pressure Spring Screw
249629	17918	Clamp Check complete, for 3/8 to 3/4 in. buttonholes, Nos. 219F, 232105, 249626 to 249628, 249719, 249720, 249827, 249828, 249840, 350298D and four 337E
Note:		Clamp Check 249629 is furnished with this machine unless another Clamp Check is specified on order
249810	17918	Clamp Check complete, for 3/8 to 3/4 in. buttonholes, for wide bar and wide bight, Nos. 219F, 232105, 249626, 249719, 249720, 249827, 249828, 249840 and 350298D
249758	17918	Clamp Check complete, for 3/8 to 1 in. buttonholes, Nos. 219F, 232105, 249719, 249720, 249755, 249827, 249828, 249840 and 350298D
249588	18263	Clamp Lifting Arm
249759	18265	" " " Connection (lower section)
249865	18265	Clamp Lifting Arm Connection (upper section)
249866	18265	Clamp Lifting Arm Connection complete, Nos. 704C, 23390, 249759 and 249865
41C	18265	Clamp Lifting Arm Connection Hinge Screw
1520J	18265	Clamp Lifting Arm Connection Hinge Screw Nut
249867	17942	Clamp Lifting Arm Connection Lock
940F	17942	" " " " " " Hinge Screw
232065	17942	Clamp Lifting Arm Connection Lock Spring
201295E	17942	Clamp Lifting Arm Connection Lock Spring Screw Stud
249805	17942	Clamp Lifting Arm Connection Lock Stop Plate
194C	17942	Clamp Lifting Arm Connection Lock Stop Plate Support Stud
249760	18265	Clamp Lifting Arm Connection Lock Trip Lever with 690D
690D	18265	Clamp Lifting Arm Connection Lock Trip Lever Pinch Screw
1901	18265	Clamp Lifting Arm Connection Roller and Screw Stud with 229D and 12424
40016	18265	Clamp Lifting Arm Connection Roller and Screw Stud Bracket
157F	18265	Clamp Lifting Arm Connection Roller and Screw Stud Bracket Screw
39541	18265	Clamp Lifting Arm Connection Roller and Screw Stud Bracket Screw Washer
229D	18265	Clamp Lifting Arm Connection Roller Cap Screw

No.	Plate	Name
12424	18265	Clamp Lifting Arm Connection Roller
		Cap Screw Washer
704C	18265	Clamp Lifting Arm Connection Screw
23390	18265	" " " " "
		Washer
199D	18263	Clamp Lifting Arm Screw (2)
40020	17885	" Plate
1235F	17916	" " Screw (4)
23573	17885	" " Support
402D	17885	" " " Screw (2)
23574	17885	" Post
1659C	17885	" Pressure Regulating Thumb Nut
23404	17885	" Spring
23693	17885	" " Bushing
1294C	17885	" " " Position Stud
1550J	17885	" " " " Nut
20197	13532	Crank Connecting Rod with 20198,125044 and two 896AL
*20198	-----	Crank Connecting Rod Cap
896AL	13532	" " " " Screw
908C	13532	" " " Hinge Screw
1619E	13532	" " " " Nut
249933	13532	" " " " Oil Tube (brass)
202423	13532	Crank Connecting Rod Hinge Screw
		Oiling Wick
125044	13532	Crank Connecting Rod Oil Packing (felt)
249631	18219	Face Plate
217D	18219	" " Screw (lower)
190D	18219	" " " (upper)
249846	13530	Feed Driving Gear with two 448AL
249965	13530	" " " (intermediate) with two 457E
40141	13530	Feed Driving Gear (intermediate large) for Stud
249967	13530	Feed Driving Gear (intermediate small) for Stud
249968	13530	Feed Driving Gear (intermediate) for Swing Bracket
262035	13530	Feed Driving Gear (intermediate) Bracket
40142	17942	Feed Driving Gear (intermediate) Bracket Position Lever
350500C	13530	Feed Driving Gear (intermediate) Bracket Position Lever Clamping Screw
262036	13530	Feed Driving Gear (intermediate) Pinion Shaft
262037	13530	Feed Driving Gear (intermediate) Pinion Shaft Collar with two 201026C
201026C	13530	Feed Driving Gear (intermediate) Pinion Shaft Collar Set Screw
249849	13530	Feed Driving Gear (intermediate) Pinion Shaft Eccentric Bushing
249844	13530	Feed Driving Gear (intermediate) Pinion Shaft Eccentric Bushing Position Plate

No.	Plate	Name
161D	13530	Feed Driving Gear (intermediate) Pinion Shaft Eccentric Bushing Position Plate Screw
232719	13530	Feed Driving Gear (intermediate) Posi- tion Pin
457E	13530	Feed Driving Gear (intermediate) Set Screw
249971	13530	Feed Driving Gear (intermediate) Stud
249972	13530	" " " " Swing Bracket
350310D	13530	Feed Driving Gear (intermediate) Swing Bracket Screw
262038	13530	Feed Driving Gear (intermediate) Swing Bracket Screw Washer
40025	13530	Feed Driving Gear Position Pin
448AL	13530	" " " Set Screw
249905	17942	" Hand Ratchet Lever
249906	17942	" " " " Extension Handle
160X	17942	Feed Hand Ratchet Lever Extension Handle Screw
249907	17942	Feed Hand Ratchet Lever Pawl with 232382
90D	17942	Feed Hand Ratchet Lever Pawl Hinge Screw
250058	17942	Feed Hand Ratchet Lever Pawl Spring
232382	17942	" " " " " "
1449X	17942	Pin Feed Hand Ratchet Lever Pawl Spring Screw
249914	17942	Feed Hand Ratchet Lever complete, Nos. 90D, 160X, 1449X, 249905 to 249907 and 250058
39924	13530	Feed Hand Ratchet Wheel with 460AL
3012	13530	" " " " Pin
460AL	13530	" " " " Set Screw
249841	17927	" Wheel with 249641 and two 220D (180 stitches, 6 bar)
249802	17923	Feed Wheel with 249641 and two 220D (120 stitches, 6 bar)
Note:		Feed Wheel 249802 is furnished with this mach- ine unless another Feed Wheel is specified on order
201668E	13530	Feed Wheel Clamping Nut
40140	13530	" " Shaft
249640	17923	" " Tripping Lever
350237C	17923	" " " " Hinge Screw
1620E	17923	" " " " " Nut
249868	17923	" " " " Point
203C	17923	" " " " " Screw (2)
646F	17923	" " " " Screw Stud
250444	17923	" " " " " "
		Washer
23435	17923	Feed Wheel Tripping Lever Spring
190D	17923	" " " " " Screw
184E	17923	" " " " Stop Screw
249641	17923	" " " Point
220D	17923	" " " " Screw

No.	Plate	Name
*262046	13534	Intermittent Feed Wheel with two 350249E
*262039	13534	Intermittent Feed Wheel Driving Bevel Gear with two 351880
*249644	13534	Intermittent Feed Wheel Driving Bevel Gear Bracket
249944	13534	Intermittent Feed Wheel Driving Bevel Gear Bracket 249644 with 262039 and 350230C
1396E	13534	Intermittent Feed Wheel Driving Bevel Gear Bracket Screw (2)
350230C	13534	Intermittent Feed Wheel Driving Bevel Gear Cap Screw
249645	13532	Intermittent Feed Wheel Driving Bevel Pinion with two 453AL
40025	13532	Intermittent Feed Wheel Driving Bevel Pinion Position Pin
453AL	13532	Intermittent Feed Wheel Driving Bevel Pinion Set Screw
351879	13534	Intermittent Feed Wheel Driving Roller
351880	13534	" " " " " "
229D	13534	351879 with 229D, 23389 and 262040 Intermittent Feed Wheel Driving Roller Cap Screw
23389	13534	Intermittent Feed Wheel Driving Roller Cap Screw Washer
249934	18232	Intermittent Feed Wheel Driving Roller Oiling Felt
249935	18232	Intermittent Feed Wheel Driving Roller Oiling Felt Holder
1034F	18232	Intermittent Feed Wheel Driving Roller Oiling Felt Holder Screw (2)
262040	13534	Intermittent Feed Wheel Driving Roller Stud
12546	13534	Intermittent Feed Wheel Position Pin
350249E	13534	" " " " " Screw
*249646	13534	" " " " Shaft
249946	13534	" " " " 249646 with 249674, 262046 and two 12546
23445	13533	Knife, 3/8 inch
23446	13533	" 7/16 inch
23447	13533	" 1/2 inch
23448	13533	" 9/16 inch
23449	13533	" 5/8 inch
Note:		Knife 23449 is furnished with this machine unless another Knife is specified on order
23450	13533	Knife 11/16 inch
23451	13533	" 3/4 inch
23452	13533	" 13/16 inch
23453	13533	" 7/8 inch
23454	13533	" 15/16 inch
23455	13533	" 1 inch
23460	13533	" Bar
23461	13533	" " Connecting Link
1239D	13533	" " " " Hinge Cap Screw
1240C	13533	" " " " " Screw
23462	13533	" " " " Stud with 1319F
1319F	13533	" " " " Clamping Screw

No.	Plate	Name
249656	13533	Knife Bar Disengaging Lever with 1242E
249657	13533	" " " " Catch with 1963
249658	13533	Knife Bar Disengaging Lever Catch Bracket with 1242E and 238089
238089	13533	Knife Bar Disengaging Lever Catch Bracket Position Pin
50416C	13533	Knife Bar Disengaging Lever Catch Hinge Screw
1547X	13533	Knife Bar Disengaging Lever Catch Hinge Screw Nut
1963	13533	Knife Bar Disengaging Lever Catch Roller and Stud
249659	13533	Knife Bar Disengaging Lever Catch Spring
1241E	13533	Knife Bar Disengaging Lever Catch Spring Screw Stud
23466	13530	Knife Bar Disengaging Lever Catch Tripping Point
249869	13530	Knife Bar Disengaging Lever Catch Tripping Point Collar with 175E, 756E, 23466, 249863 and two 448AL
448AL	13530	Knife Bar Disengaging Lever Catch Tripping Point Collar Set Screw
175E	13530	Knife Bar Disengaging Lever Catch Tripping Point Screw
90C	13533	Knife Bar Disengaging Lever Hinge Screw
1242E	13533	Knife Bar Disengaging Lever Screw Stud
249660	13533	" " " " Spring
1242E	13533	" " " " " Screw
249661	13533	" " Driving Lever
350281C	13533	" " " " Hinge Screw
1428C	13533	" " " " Screw Stud
201732C	13533	" " " " " Nut
23681	13533	" " " " Spring
805C	13533	" " " " " Screw
249662	13533	" " " " (intermediate)
144D	13533	" " " " " Cap Screw
23471	13533	Knife Bar Driving Lever (intermediate) Connecting Link
54C	13533	Knife Bar Driving Lever (intermediate) Connecting Link Hinge Screw
350243C	13533	Knife Bar Driving Lever (intermediate) Hinge Screw Stud
201510E	13533	Knife Bar Driving Lever (intermediate) Hinge Screw Stud Nut
205634	13533	Knife Bar Driving Lever (intermediate) Hinge Screw Stud Washer
1959	13531	Knife Bar Driving Lever (intermediate) Roller and Screw Stud with 229D and 12424
229D	13531	Knife Bar Driving Lever (intermediate) Roller Cap Screw
12424	13531	Knife Bar Driving Lever (intermediate) Roller Cap Screw Washer
249737	13533	Knife Bar Spring
249544	13533	" " Stop

No.	Plate	Name
249545	13533	Knife Bar Stop Retainer Plate
168D	13533	" " " " " Screw
50615D	13533	" " " " " Screw
39534	13533	" Holder
1243C	13529	" " Guide Stud
1608C	13529	" " " " Nut
157C	13533	" " Screw
1547X	13533	" " " Nut
191C	13533	" Screw
23390	13533	" " Washer
39857	13529	Needle Bar with 904AL
23476	13529	" " Connecting Link with 794E
794E	13529	" " " " Adjusting Screw
1021E	13529	Needle Bar Connecting Link Cap Screw
39601	13529	" " " Stud with 1341C
1341C	13529	" " " " Set Screw
23477	13532	" " Crank with 858AL, 1036AL, 1065AL and 1258AL
1065AL	13532	Needle Bar Crank Position Screw
858AL	13532	" " " Set Screw
23478	13529	" " Frame with 4784
249666	13529	" " " Connection
350254F	13529	" " " " Cap Screw
350251C	13529	" " " " Hinge Screw
1651J	13529	" " " " " " "
		Lock Nut
249667	13534	Needle Bar Frame Driving Gear
262047	13534	" " " " " (intermediate)
249669	13534	Needle Bar Frame Driving Gear (intermediate) Bracket with 1149AL
250397	13534	Needle Bar Frame Driving Gear (intermediate) Bracket Position Pin
129E	13534	Needle Bar Frame Driving Gear (intermediate) Bracket Screw (2)
249670	13534	Needle Bar Frame Driving Gear (intermediate) Stud
1149AL	13534	Needle Bar Frame Driving Gear (intermediate) Stud Set Screw
200068X	13534	Needle Bar Frame Driving Gear Screw (2)
23610	13529	Needle Bar Frame Pitman (hinge screw end)
23609	13529	Needle Bar Frame Pitman (regulator end)
190C	13529	Needle Bar Frame Pitman Adjusting Screw
7071	13529	Needle Bar Frame Pitman Adjusting Screw Washer
23611	13529	Needle Bar Frame Pitman (adjustable) complete, Nos. 23609, 23610, two each 190C and 7071
1042C	13529	Needle Bar Frame Pitman Hinge Screw
1547X	13529	" " " " " " "
		Nut
249673	13529	Needle Bar Frame Regulator
1038C	13529	" " " " Adjusting Screw

No.	Plate	Name
1698C	13529	Needle Bar Frame Regulator Adjusting Screw Nut
7070	13529	Needle Bar Frame Regulator Adjusting Screw Sleeve
39504	13529	Needle Bar Frame Regulator Adjusting Screw Washer
249668	13529	Needle Bar Frame Regulator Hinge Stud
446C	13529	" " " " " " "
		Set Screw
673F	13529	Needle Bar Frame Screw Center
1517J	13529	" " " " " " Nut
249762	17916	" Plate
350234D	17916	" " Screw (2)
904AL	13529	" Set Screw
*249674	13534	" Vibrating Gear with two 350249E
12546	13534	" " " Position Pin
350249E	13534	" " " " Screw
39653	13532	Oscillating Rock Shaft
23494	13532	" " " Hinge Pin with 23421
23421	13532	Oscillating Rock Shaft Hinge Pin Oil Hole Plug (leather)
448AL	13532	Oscillating Rock Shaft Hinge Pin Set Screw
262044	13532	Oscillating Rock Shaft Oil Pad
39654	13532	Oscillating Rock Shaft complete, Nos. 23494, 39653 and 262044
39655	13532	Oscillating Shaft
39656	13532	" " Bushing (back)
24047	13532	" " " (front)
249931	13532	" " " Oil Tube (brass)
250451	13532	Oscillating Shaft Bushing (front) Oil Tube Plate
190D	13532	Oscillating Shaft Bushing (front) Oil Tube Plate Screw
249932	13532	Oscillating Shaft Bushing (front) Oil Tube Support Plate
39657	13532	Oscillating Shaft Crank
1253C	13532	" " " Set Screw
39658	13532	Oscillating Shaft Crank complete, Nos. 1636E, 24050, 39657 and two 1253C
19448	13532	Oscillating Shaft Crank Slide Block
226J	13532	" " " " " Cap Screw
12424	13532	Oscillating Shaft Crank Slide Block Cap Screw Washer
1035C	13532	Oscillating Shaft Crank Slide Block Screw Stud
1636E	13532	Oscillating Shaft Crank Slide Block Screw Stud Nut
24050	13532	Oscillating Shaft Crank Slide Block complete, Nos. 226J, 1035C, 12424 and 19448
*249890	-----	Pulley (loose) with 200584D
249891	13532	" " Ball Bearing
249892	13532	" " Bushing
200584D	13532	" " Grease Retaining Screw

No.	Plate	Name
249893	13532	Pulley (loose, ball bearing) complete, Nos. 249890 to 249892
249702	13532	Pulley (tight) with 454AL
40025	13532	" " Pin (2)
454AL	13532	" " Set Screw
262014	17942	Sewing Safety Lock
59D	17942	" " " Hinge Screw
249947	17942	" " " Pitman (front section)
249948	17942	" " " " (rear section)
914F	17942	" " " " Screw
39541	17942	" " " " Washer
249949	17942	Sewing Safety Lock Pitman complete, Nos. 249947, 249948, two each 914F and 39541
350235D	17942	Sewing Safety Lock Pitman Hinge Screw (back)
766D	17942	Sewing Safety Lock Pitman Hinge Screw (front)
23500	13535	Shuttle Bobbin
*249597	-----	" " " Case
249919	13535	" " " Hinge, Nos. 2974, 15140 and 249920
15140	13535	Shuttle Bobbin Case Latch
249920	13535	" " " " Lever
2974	13535	" " " " Fulcrum Pin
2975	13535	Shuttle Bobbin Case Latch Spring
592E	13535	" " " " Stop Screw
249546	13535	" " " " Position Plate
399D	13535	" " " " " Screw
249921	13535	Shuttle Bobbin Case complete, Nos. 591F, 592E, 2975, 15098, 249597 and 249919
23503	13535	Shuttle Body
249918	13535	" 1-11/16 in. diam., Nos. 23500, 23503 and 249921
23505	13532	Shuttle Driver with 462AL
2269	13532	" " " Pin
462AL	13532	" " " Set Screw
249593	13535	" Race
39969	13535	" " " Back
2532	13535	" " " Position Pin
2533	13535	" " " Spring
907E	13535	" " " " Screw
7326	13535	" " " Cap
662D	13535	" " " Screw
249928	13535	" " " Oil Packing (felt)
249594	13535	" " " Plate
203E	13535	" " " Screw
249595	13535	" " " Position Pin
452C	13535	" " " " Set Screw
249596	13535	Shuttle Race complete, Nos. 907E, 2533, 7326, 39969, 249546, 249593, 249594, two each 399D, 452C, 662D, 2532, 249595, 249928 and three 203E
145F	13535	Shuttle Race Screw (2)
591F	13535	" Tension Regulating Screw
15098	13535	" " Spring
249703	13531	Starting Lever

No.	Plate	Name
717AL	13531	Starting Lever Adjusting Screw
1520J	13531	" " " " Nut
249704	13531	" " Bracket
8582	13531	" " Dowel Pin (2)
123E	13531	" " " Screw
23511	13531	" " Rod
61C	13531	" " " Hinge Screw
262031	13533	" " Safety
564C	13531	" " Screw Center
58384	13531	" " " " 564C with 1508R (2)
1508R	13531	Starting Lever Screw Center Nut
222616	13531	" " Spring
39675	13531	" " " Collar with two 191C
191C	13531	" " " " Set Screw
202005	13531	" " " Washer
124C	13531	" " Stop Screw
1518J	13531	" " " " Nut
249675	13534	Stitch Regulating Gear, 18 teeth
249677	13534	" " " 20 teeth
249679	13534	" " " 24 teeth
249682	13534	" " " 30 teeth
Note:		Stitch Regulating Gear 249682 is furnished with this machine unless another Gear is specified on order
249725	13534	Stitch Regulating Gear, 36 teeth
249727	13534	" " " 40 teeth
249744	13534	" " " 45 teeth
249923	17942	" " " Disengaging Lever
350337C	17942	Stitch Regulating Gear Disengaging Lever Hinge Screw
40144	17942	Stitch Regulating Gear Disengaging Slide
40145	17942	" " " " " "
		Bracket
158E	17942	Stitch Regulating Gear Disengaging Slide Bracket Screw
95C	17942	Stitch Regulating Gear Disengaging Slide Operating Screw
99C	17942	Stitch Regulating Gear Disengaging Slide Screw (2)
201721C	13534	Stitch Regulating Gear Guide and Lock Nut
262033	13530	Stitch Regulating Gear Guard
249739	13534	" " " Pin
249912	13534	" " " Spring
249705	13531	Stop Cam with two 202330
249706	13531	" " " Gear
249707	13531	" " " Guard
164D	13531	" " " " Screw (2)
249708	13531	" " " Stud
200522C	13531	" " " " Set Screw
249741	13531	" " Interlocking Rod
249709	13531	" " " " Guide with 1070C
249950	13531	Stop Cam Interlocking Rod Guide 249709 with 1959
1070C	13531	Stop Cam Interlocking Rod Guide Set Screw

No.	Plate	Name
39988	13531	Stop Cam Interlocking Rod Guide Washer (nylon)
21651	13531	Stop Cam Interlocking Rod Spring
913C	13531	" " " " " Regulating Thumb Screw
1638E	13531	Stop Cam Interlocking Rod Spring Regulating Thumb Screw Nut
202330	13531	Stop Cam Oil Packing (wick)
249742	13531	" " Spring
249943	13531	" " " Cover
200083D	13531	" " " Screw (3)
871C	13531	" " " Stop Screw
249713	13531	" " " " " Block with 457AL
457AL	13531	Stop Cam Spring Stop Screw Block Set Screw
249922	17923	Stop Lever
50416C	17923	" " Hinge Screw
2102	18231	Tension (side of Arm) Disc
1560C	18231	" " " " " Regulating Thumb Nut
23519	18231	Tension (side of Arm) Releaser with 200AL
40033	18265	Tension (side of Arm) Releaser Arm with 50128E
12538	18265	Tension (side of Arm) Releaser Arm Pin
50128E	18265	Tension (side of Arm) Releaser Arm Set Screw
40051	18265	Tension (side of Arm) Releaser Lever with 641C
40052	18265	Tension (side of Arm) Releaser Lever Lock Pin
1352E	18265	Tension (side of Arm) Releaser Lever Lock Pin Screw Bushing
40053	18265	Tension (side of Arm) Releaser Lever Lock Pin Spring
2117C	18265	Tension (side of Arm) Releaser Lever Pin
641C	18265	Tension (side of Arm) Releaser Lever Set Screw
249880	18265	Tension (side of Arm) Releaser Lever Shaft
40067	18265	Tension (side of Arm) Releaser Lever Shaft Bracket
966D	18265	Tension (side of Arm) Releaser Lever Shaft Bracket Screw (3)
249843	18265	Tension (side of Arm) Releaser Lever Spring
1241E	18265	Tension (side of Arm) Releaser Lever Spring Screw Stud (2)
717AL	18265	Tension (side of Arm) Releaser Lever Stop Screw
1520J	18265	Tension (side of Arm) Releaser Lever Stop Screw Nut
1469C	13531	Tension (side of Arm) Releaser Lever Stop Screw Stud
200AL	18231	Tension (side of Arm) Releaser Set Screw

No.	Plate	Name
23520	18231	Tension (side of Arm) Releaser Shaft
40034	18231	" " " " " " "
		Crank
679C	18231	Tension (side of Arm) Releaser Shaft Crank Ball Screw Stud
1520J	18231	Tension (side of Arm) Releaser Shaft Crank Ball Screw Stud Nut
2269	18231	Tension (side of Arm) Releaser Shaft Crank Pin
1043C	18231	Tension (side of Arm) Screw Stud
350060C	18231	" " " " " " " Set Screw
8238	18231	Tension (side of Arm) Spring
249999	18231	Tension (side of Arm) complete, Nos. 1043C, 1560C, 8238, 39652, 39950 and two 2102
32012	18232	Tension (top cover) Disc (2)
1560C	18232	" " " " " Regulating Thumb Nut
249685	18232	" " " " " Releaser
1387C	18232	" " " " " Guide Screw Stud
1521E	18232	Tension (top cover) Releaser Guide Screw Stud Nut
249686	18232	Tension (top cover) Releaser Holder with 201F
999F	18232	Tension (top cover) Releaser Holder Hinge Screw
249687	13533	Tension (top cover) Releaser Rod
40043	13533	" " " " " Collar with 209AL (2)
209AL	13533	Tension (top cover) Releaser Rod Collar Set Screw
249800	13533	Tension (top cover) Releaser Rod Spring
201F	18232	" " " " " Set Screw
32572	18232	" " " " " Releasing Disc
39633	18232	" " " " " Lever
249688	18232	" " " " " " Connection
974F	18232	Tension (top cover) Releasing Lever Connection Screw (back)
940F	18232	Tension (top Cover) Releasing Lever Connection Screw (front)
90C	18232	Tension (top cover) Releasing Lever Hinge Screw
39635	18232	Tension (top cover) Releasing Pin
1388C	18232	" " " " " Screw Stud
1664E	18232	" " " " " " Nut
2103	18232	" " " " " Spring
39636	18232	" " " " " Thread Eyelet (double)
217F	18232	" " " " " " Screw
40035	17916	Thread (lower) Cutting Blade
40036	17916	" " " " " " Carrier with 40038
40037	18265	Thread (lower) Cutting Blade Carrier Lever
32C	18265	Thread (lower) Cutting Blade Carrier Lever Hinge Screw
249534	18265	Thread (lower) Cutting Blade Carrier Lever Spring

No.	Plate	Name
1241E	18265	Thread (lower) Cutting Blade Carrier Lever Spring Screw Stud (2)
435AL	18265	Thread (lower) Cutting Blade Carrier Lever Stop Screw
1520J	18265	Thread (lower) Cutting Blade Carrier Lever Stop Screw Nut
40038	17916	Thread (lower) Cutting Blade Carrier Stud
39646	17916	Thread (lower) Cutting Blade Friction Plate
228F	17916	Thread (lower) Cutting Blade Friction Plate Screw (2)
240D	17916	Thread (lower) Cutting Blade Screw (2)
249831	18265	" " " " Lever
1351C	18265	" " " " Ball Screw
1520J	18265	" " " " " "
		Nut
249871	18265	Thread (lower) Cutting Lever Extension
350246C	18265	" " " " " "
		Hinge Screw
1521E	18265	Thread (lower) Cutting Lever Extension Hinge Screw Nut
249916	18265	Thread (lower) Cutting Lever Extension Spring
996E	18265	Thread (lower) Cutting Lever Extension Spring Screw Stud
249845	17916	Thread (lower) Pull-off Finger
106C	17916	" " " " Guide Screw
1350C	17916	Thread (lower) Pull-off Finger Hinge Screw
249719	17918	Thread (upper) Clamping Blade
249720	17918	" " Cutting Blade
249826	18263	" " " " Connecting Rod
350265C	18263	Thread (upper) Cutting Blade Connecting Rod Hinge Screw
40123	18263	Thread (upper) Cutting Blade Connecting Rod Latch
40124	18263	Thread (upper) Cutting Blade Connecting Rod Latch Block with 237X
40125	18263	Thread (upper) Cutting Blade Connecting Rod Latch Block Plate (adjustable)
217E	18263	Thread (upper) Cutting Blade Connecting Rod Latch Block Plate Screw
2273	18263	Thread (upper) Cutting Blade Connecting Rod Latch Block Position Pin
237X	18263	Thread (upper) Cutting Blade Connecting Rod Latch Block Set Screw
40045	18263	Thread (upper) Cutting Blade Connecting Rod Latch Block Washer (rawhide)
40126	18263	Thread (upper) Cutting Blade Connecting Rod Latch Block complete, Nos. 217E, 40124 and 40125
39861	18263	Thread (upper) Cutting Blade Connecting Rod Latch Hinge Bracket
39864	18263	Thread (upper) Cutting Blade Connecting Rod Latch Hinge Bracket Plate

No.	Plate	Name
201291B	18263	Thread (upper) Cutting Blade Connecting Rod Latch Hinge Bracket Plate Screw
201296D	18263	Thread (upper) Cutting Blade Connecting Rod Latch Hinge Bracket Screw
7071	18263	Thread (upper) Cutting Blade Connecting Rod Latch Hinge Bracket Screw Washer
201289C	18263	Thread (upper) Cutting Blade Connecting Rod Latch Hinge Screw
249691	18265	Thread (upper) Cutting Blade Connecting Rod Latch Lifting Arm
249989	18265	Thread (upper) Cutting Blade Connecting Rod Latch Lifting Arm Spring
249878	18265	Thread (upper) Cutting Blade Connecting Rod Latch Lifting Arm Stud
1521E	18265	Thread (upper) Cutting Blade Connecting Rod Latch Lifting Arm Stud Nut
208495	18265	Thread (upper) Cutting Blade Connecting Rod Latch Lifting Arm Washer
249930	18265	Thread (upper) Cutting Blade Connecting Rod Latch Lifting Lever
249990	18265	Thread (upper) Cutting Blade Connecting Rod Latch Lifting Lever Adjusting Plate
206F	18265	Thread (upper) Cutting Blade Connecting Rod Latch Lifting Lever Adjusting Plate Screw (2)
250491	18265	Thread (upper) Cutting Blade Connecting Rod Latch Lifting Lever Adjusting Plate Screw Washer
350287C	18265	Thread (upper) Cutting Blade Connecting Rod Latch Lifting Lever Screw
39541	18265	Thread (upper) Cutting Blade Connecting Rod Latch Lifting Lever Screw Washer
39862	18263	Thread (upper) Cutting Blade Connecting Rod Latch Spring
233D	18263	Thread (upper) Cutting Blade Connecting Rod Latch Spring Screw
23606	18263	Thread (upper) Cutting Blade Connecting Rod Spring
249879	18263	Thread (upper) Cutting Blade Connecting Rod Spring Bracket
40047	18263	Thread (upper) Cutting Blade Connecting Rod Spring Collar with 646F
646F	18263	Thread (upper) Cutting Blade Connecting Rod Spring Collar Set Screw
219F	17918	Thread (upper) Cutting Blade Screw
249827	17918	" " " " Shaft
249828	17918	" " " " " Crank with 906C
232105	17918	Thread (upper) Cutting Blade Shaft Crank Pin
906C	17918	Thread (upper) Cutting Blade Shaft Crank Set Screw
249873	18265	Thread (upper) Cutting Lock (lower section)
249874	18265	Thread (upper) Cutting Lock (upper section)

No.	Plate	Name
90C	18265	Thread (upper) Cutting Lock Hinge Screw
203E	18265	Thread (upper) Cutting Lock Screw
249875	18265	Thread (upper) Cutting Lock complete, Nos. 249873, 249874 and two 203E
249779	18263	Thread (upper) End Cutting Block with 175E (adjustable)
175E	18263	Thread (upper) End Cutting Block Set Screw
249780	17942	Thread (upper) End Cutting Lever
249781	17942	" " " " " "
690E	17942	Thread (upper) End Cutting Lever Bracket
50416C	17942	Thread (upper) End Cutting Lever Hinge Bracket Screw
249882	17942	Thread (upper) End Cutting Lever Hinge Screw
201431C	17942	" " " " " "
249782	13530	Thread (upper) End Cutting Lever Operating Cam (adjustable) with 249784
249783	13530	Thread (upper) End Cutting Lever Operating Cam Position Collar with 450AL and 453AL
450AL	13530	Thread (upper) End Cutting Lever Operating Cam Position Collar Position Screw
453AL	13530	Thread (upper) End Cutting Lever Operating Cam Position Collar Set Screw
249784	13530	Thread (upper) End Cutting Lever Operating Cam Position Pin
249785	13530	Thread (upper) End Cutting Lever Operating Cam Spring
249786	17942	Thread (upper) End Cutting Lever Operating Lever
50416C	17942	Thread (upper) End Cutting Lever Operating Lever Hinge Screw
262032	17942	Thread (upper) End Cutting Lever Spring
237X	17942	" " " " " "
249692	18231	Thread (upper) Guide Screw
228D	18231	" " " Screw (2)
23669	18231	" Guide (side of Arm) (lower)
1019C	18231	" " " " " " Set Screw
39711	18231	Thread Guiding Stud (side of Arm)
460AL	18231	" " " " " " Set Screw
39712	18232	Thread Retainer Holder with 462AL
1664E	18232	" " " Nut
12400	18232	" " Sleeve
39713	18232	" " Spring
12402	18232	" " Stud
462AL	18232	" " " Set Screw
39714	18232	Thread Retainer complete, Nos. 1664E, 12400, 12402, 39712 and 39713
23523	13529	Thread Take-up Crank
1036AL	13532	" " " Position Screw
1258AL	13532	" " " Set Screw

No.	Plate	Name
23524	13529	Thread Take-up Lever
350553C	13529	" " " Adjusting Screw
201528F	13529	" " " " " Nut
262042	13529	" " " Link
249915	13529	" " " " Hinge Pin
222598	13529	with 222598 Thread Take-up Lever Link Hinge Pin Oil Packing (wick)
435AL	13529	Thread Take-up Lever Link Hinge Pin Set Screw
4784	13539	Thread Take-up Lever Oil Pad
262043	13529	Thread Take-up Lever complete, Nos. 23524, 201528F, 262042 and 350553C
39652	18231	Thread Take-up Spring
39950	18231	" " " Regulator with 350060C
446C	18231	Thread Take-up Spring Regulator Set Screw

SINGER Needles should be used
in **SINGER** Machines
These Needles and their Containers
are marked with the
Company's Trade Mark "SIMANCO.**" 1

Needles in Containers marked
"FOR SINGER MACHINES"
are NOT **SINGER** made needles. 2

ACCESSORIES

No.	Plate	Name
23527	18234	Drip Pan with two wood screws 1/2 in., No. 5, R. H. B.
249803	13536	Gauge, for setting length of buttonhole, with 200137X and 249789
249789	13536	Gauge Chain and Ring
200137X	13536	" " " " Screw
23445	13533	Knife, 3/8 inch
23447	13533	" 1/2 inch
23451	13533	" 3/4 inch
71 x 1	-----	Needles, three each, sizes 14 and 16
120346	13536	Oiler (copper-plated) with 120347
120347	13536	" Spout, 8-1/2 in. long
11831	13536	Screw Driver (5 in. blade) (machine, large)
228476	13536	Screw Driver (Bobbin Case)
249746	13536	" " , for Needle Bar Connecting Stud Set Screw
259477	13536	Screw Driver
23500	13535	Shuttle Bobbin (2)
249677	13534	Stitch Regulating Gear, 20 teeth
249679	13534	" " " 24 teeth
249725	13534	" " " 36 teeth
40035	17916	Thread (lower) Cutting Blade
249719	17918	" (upper) Clamping Blade
249720	17918	" " Cutting Blade
255513	13536	Tweezers
21654	13536	Wrench
23535	13536	Wrench
249820	13536	Wrench
249945	13536	Wrench
255540	13536	Wrench
255541	13536	Wrench

BOBBIN WINDER

249714	13528	Base with 27916 and two 28084
15072	13528	Bobbin Position Pin
27916	13528	Brake (leather)
28084	13528	" Rivet
249715	13528	Frame
50356D	13528	" Hinge Screw
1620J	13528	" " " Nut
249716	13528	" Spring
27918	13528	Pulley
*27849	13528	Spindle
27538	13528	" 27849 with 15072, 27850 and 41828
*27850	13528	" Collar
41828	13528	" " Pin

No.	Plate	Name
249938	13528	Stop Latch
35D	13528	" " Hinge Screw
10249	13528	" " Spring
203E	13528	" " " Screw
7071	13528	" " " " Washer
262034	13528	Tension Bracket with 452AL
262053	13528	Tension Bracket with Rod complete, Nos. 1620J, 5989, 10145, 27922, 249693 and 262034
2455	13528	Tension Disc
1562J	13528	" Regulating Thumb Nut
418D	13528	" Screw Stud
10141	13528	" Spring
10145	13528	" Thread Guide
5989	13528	Tension complete, Nos. 418D, 1562J, 10141 and two 2455
27922	13528	Thread Eyelet Rod
452AL	13528	" " " Set Screw
249693	13528	" Leader
1620J	13528	" " Lock Nut
249939	13528	Bobbin Winder complete, Nos. 35D, 203E, 1620J, 7071, 10249, 27538, 27918, 50356D, 249714 to 249716 and 249938

DRIVING EQUIPMENT

228320	18261	Bed Frame Cushion (felt)
228330	18261	Clamp Lifting Chain, 46 in. long, with 39575 and 39576 (for right hand machine)
39571	18261	Clamp Lifting Chain Guide Pulley
236849	18261	" " " " " Bracket
1064D	18261	" " " " " Hinge Screw
236850	18261	Clamp Lifting Chain Guide Pulley Bracket complete, Nos. 1064D, 39571, 236849 and two wood screws 1-1/4 in., No. 12, R. H. B.
39575	18261	Clamp Lifting Chain Hook (large)
39576	18261	" " " " (small)
23551	18261	" " " " Screw Eye
250408	18261	Machine Rest (high) with 232982 and two wood screws 1 in., No. 12
232982	18261	Machine Rest Cushion (leather)
228347	18261	Starting Chain (lower) 10-1/2 in. long
228348	18261	" " (upper) 27 in. long
228333	18261	" " Cushion Spring
39575	18261	" " Hook (large)
39576	18261	" " " (small)
228349	18261	Starting Chain complete, Nos. 228333, 228347, 228348, two each 39575 and 39576
39571	18261	Starting Chain Guide Pulley (large)
228494	18261	" " " " (small)
236849	18261	" " " " Bracket
1064D	18261	" " " " Hinge Screw

No.	Plate	Name
236850	18261	Starting Chain Guide Pulley Bracket (large) complete, Nos. 1064D, 39571, 236849 and two wood screws 1-1/4 in., No. 12, R. H. B.
228495	18261	Starting Chain Guide Pulley Bracket (small) complete, Nos. 1064D, 228494, 236849 and two wood screws 1-1/4 in., No. 12, R. H. B.
228500	18261	Table Extension with two wood screws 2-1/2 in., No. 12
14372	18261	Treadle
51074R	18261	" Bolt
46709	18261	" " 51074R with 23250 and 67425
67425	18261	" " Lock Washer
23250	18261	" " Washer
14373	18261	" Extension
50581R	18261	" " Screw
2718R	18261	" " " Washer
17881	18261	" Shaft
14374	18261	" Spring
14375	18261	" Stand
228757	18261	Treadle complete, Nos. 2718R, 14372 to 14375, 17881, 50581R and two 46709
228496	18261	Driving Equipment complete, for Motor Drive (without use of belt idlers) for use with Table 205295 and Stand No. 46998, Nos. 228330, 228349, 228495, 228500, 250408, two each 23551, 228757, three 236850 and four 228320

IDLER PULLEY

150481	18234	Idler Pulley
249991	18234	" " Bracket with 200383AL, 201007C and 350453C
350453C	18234	Idler Pulley Bracket Position Screw
200363AL	18234	" " " Set Screw
249992	18234	Idler Pulley Bracket complete, Nos. 150496 and 249991
150482	18234	Idler Pulley Shaft
150483	18234	" " " Ball Bearing
150484	18234	" " " " " Cover
150485	18234	" " " " " " "
		Gasket (cork)
330R	18234	Idler Pulley Shaft Ball Bearing Cover Screw
144D	18234	Idler Pulley Shaft Screw
201007C	18234	" " " Set Screw
150496	18234	Idler Pulley and Shaft complete, Nos. 144D, 150481 to 150485 and four 330R

IRON BASE

No.	Plate	Name
249993	18234	Bed Frame with two each 16555, 19398, four each 84E, 24106, six 14010 and four wood screws 1-1/4 in., No. 12
24106	18234	Bed Frame Cushion (felt)
84E	18234	" " " Screw
19226	18234	" " Hinge Connection
19398	18234	" " " " 19226 with 211E and 19397
19397	18234	Bed Frame Hinge Connection Cap
211E	18234	" " " " " Screw
16555	18234	" " " Plate
14010	18234	" " " Rivet
249722	18234	Splash Guard with 201655X
39912	18234	" " Hinge
200574E	18234	" " " Screw
201655X	18234	" " Locking Screw Wing Nut
249723	18234	Bed Frame and Splash Guard complete, Nos. 249722, 249993, two 39912 and eight 200574E

THREAD UNWINDER

(FOR TWO SPOOLS)

228764	13537	Spool Pin
228766	13537	" Rest (for two spools) (flat) with 201254C
150203	13537	Spool Rest Cushion (felt)
228767	13537	" " Rod
201254C	13537	" " Set Screw
228768	13537	" Stand
228769	13537	Thread Guide
228770	13537	" " Holder (for one or two guides)
228774	13537	Thread Guide Rod
228776	13537	Thread Unwinder (for two spools) complete, Nos. 228766 to 228768, 228770, 228774, two each 150203, 228764, 228769 and three wood screws 7/8 in., No. 12, R. H. B.

FOR MACHINE No. 71-107

Same as for Machine No. 71-101 with the following exceptions:

No.	Plate	Name
249984	13538	Gauge, for setting length of buttonhole, with 200137X and 249789, in place of 249803
23455	13538	Knife, 1 inch, in place of 23445
23457	13538	" 1-1/8 inch, in place of 23447
23459	13538	" 1-1/4 inch, " " " 23451
249675	13538	Stitch Regulating Gear, 18 teeth, in place of 249679
249951	13538	Stitch Regulating Gear, 27 teeth, in place of 249725
249976	13539	Thread (upper) Clamping Blade, in place of 249719
249977	13539	Thread (upper) Cutting Blade, in place of 249720

DRIVING EQUIPMENT

FOR MACHINES WHEN SET IN PAIRS

228320	17903	Bed Frame Cushion (felt)
228321	17903	Belt Idler Belt Guide with 361C
361C	17903	" " " " Set Screw
228481	17903	" " Pulley with 228482
228323	17903	" " " Bracket with three 355C
355C	17903	" " " " Set Screw
126910	17903	" " " " Shaft
228324	17903	" " " " Hanger with two 355C and three wood screws 1 in., No. 12
355C	17903	Belt Idler Pulley Bracket Shaft Set Screw
228482	17903	Belt Idler Pulley Bushing (bronze oil-less bearing)
228326	17903	Belt Idler Pulley Shaft with 858AL and 203100
203100	17903	Belt Idler Pulley Shaft Oil Packing (wick)
858AL	17903	Belt Idler Pulley Shaft Oil Stop Screw
355C	17903	" " " " Set Screw
228327	17903	" " " Washer (rawhide)
228328	17903	Belt Idler complete, Nos. 126910, 228324, two each 228321, 228323, 228326, 228481, four 228327 and Form A1127
228329	17903	Clamp Lifting Chain, 34 in. long, with 39575 and 39576 (for left hand machine)

No.	Plate	Name
228330	17903	Clamp Lifting Chain, 46 in. long, with 39575 and 39576 (for right hand machine)
39571	17903	Clamp Lifting Chain Guide Pulley (large)
236849	17903	Clamp Lifting Chain Guide Pulley Bracket
1064D	17903	Clamp Lifting Chain Guide Pulley Hinge Screw
236850	17903	Clamp Lifting Chain Guide Pulley Bracket (large) complete, Nos. 1064D, 39571, 236849 and two wood screws 1-1/4 in., No. 12, R. H. B.
228494	17903	Clamp Lifting Chain Guide Pulley (small)
228495	17903	Clamp Lifting Chain Guide Pulley Bracket (small) complete, Nos. 1064D, 228494, 236849 and two wood screws 1-1/4 in., No. 12, R. H. B.
39575	17903	Clamp Lifting Chain Hook (large)
39576	17903	" " " " (small)
23551	17903	" " " " Screw Eye
228331	17903	Front Plank Extension with two wood screws 2-1/2 in., No. 14
39810	17903	Knee Starting Rock Shaft
228332	17903	" " " " Connecting Rod
6337	17903	" " " " " "
356C	17903	Bracket with two 356C Knee Starting Rock Shaft Connecting Rod Bracket Set Screw
356C	17903	Knee Starting Rock Shaft Connecting Rod Set Screw
228333	17903	Knee Starting Rock Shaft Connection Cushion Spring
39575	17903	Knee Starting Rock Shaft Connection Hook (large)
39576	17903	Knee Starting Rock Shaft Connection Hook (small)
228334	17903	Knee Starting Rock Shaft Connection Spring
228335	17903	Knee Starting Rock Shaft Connection complete, Nos. 39575, 39576, 228333 and 228334
21327	17903	Knee Starting Rock Shaft Hanger with two wood screws 1 in., No. 10
6335	17903	Knee Starting Rock Shaft Knee Arm with 1509E
6336	17903	Knee Starting Rock Shaft Knee Arm complete, Nos. 2766, 2767 and 6335
2766	17903	Knee Starting Rock Shaft Knee Arm Hub with 356C
356C	17903	Knee Starting Rock Shaft Knee Arm Hub Set Screw
1509E	17903	Knee Starting Rock Shaft Knee Arm Lock Nut
2767	17903	Knee Starting Rock Shaft Knee Plate with 356C

No.	Plate	Name
150668	17903	Knee Starting Rock Shaft Knee Plate Pad (rubber)
356C	17903	Knee Starting Rock Shaft Knee Plate Set Screw
228337	17903	Knee Starting Rock Shaft Position Spring
228338	17903	" " " " " "
454AL	17903	Adjusting Collar with 454AL Knee Starting Rock Shaft Position Spring
2770	17903	Adjusting Collar Set Screw Knee Starting Rock Shaft Stop Dog with 140219C
140219C	17903	Knee Starting Rock Shaft Stop Dog Set Screw
228339	17903	Knee Starting Rock Shaft complete, Nos. 2770, 6336, 6337, 39810, 150668, 228332, 228335, 228337, 228338 and two 21327
250408	17903	Machine Rest (high) with 232982 and two wood screws 1 in., No. 12
232982	17903	Machine Rest Cushion (leather)
14372	17903	Treadle
14373	17903	" Extension
50581R	17903	" " Screw
2718R	17903	" " " Washer
17881	17903	" Shaft
14374	17903	" Spring
14375	17903	" Stand
14376	17903	Treadle complete, Nos. 2718R, 14372 to 14375, 17881, 50581R and two wood screws 1-1/4 in., No. 12 F.H.
228355	17903	Driving Equipment less shaft pulley (for Machines set in pairs) complete, Nos. 228329 to 228331, 228495, 236850, 250408, two each 14376, 23551, 228328, 228339, eight 228320 and two blue prints

MISCELLANEOUS PARTS

FOR MAKING WHIP STITCH BUTTONHOLES

23500	17928	Shuttle Bobbin
15141	17928	" " Case Hinge Nos. 2973, 2974 and 15140
15140	17928	Shuttle Bobbin Case Latch
2973	17928	" " " " Lever
2974	17928	" " " " " Fulcrum Pin
2975	17928	Shuttle Bobbin Case Latch Spring
592E	17028	" " " " Stop Screw
249533	17928	Shuttle Bobbin Case complete, Nos. 591F, 592E, 2975, 15141 and 15278
40028	17928	Shuttle Body
591F	17928	" Tension Regulating Screw
15278	17928	" " Spring
249750	17928	" 1-11/16 in. diam., Nos. 23500, 40028 and 249533

USED IN CONJUNCTION WITH THREAD UNWINDER

No.	Plate	Name
60913	13537	Spool Weight with 60914
60914	13537	" " Center Pin
27739	13537	Thread Cone (wood)
225390	13537	" " Holder

NUMERICAL LIST OF PARTS

No.	Plate	Name
32C	18265	Thread (lower) Cutting Blade Carrier Lever Hinge Screw
35D	13528	Bobbin Winder Stop Latch Hinge Screw, for 249939
41C	18265	Clamp Lifting Arm Connection Hinge Screw
52C	17923	Clamp Carrier Connecting Rod Hinge Screw
54C	13533	Knife Bar Driving Lever (intermediate) Connecting Link Hinge Screw
59D	17942	Sewing Safety Lock Hinge Screw
61C	13531	Starting Lever Rod Hinge Screw
67D	17923	Clamp Carrier Slide Lever Regulator Screw
84E	18234	Bed Frame Cushion Screw, for 249993
90D	17942	Feed Hand Ratchet Lever Pawl Hinge Screw, for 249914
90C	13533	Knife Bar Disengaging Lever Hinge Screw
90C	18232	Tension (top cover) Releasing Lever Hinge Screw
90C	18265	Thread (upper) Cutting Lock Hinge Screw
95C	17942	Stitch Regulating Gear Disengaging Slide Operating Screw
99C	17942	Stitch Regulating Gear Disengaging Slide Screw
106C	17916	Thread (lower) Pull-off Finger Guide Screw
123E	13531	Starting Lever Bracket Screw
124C	13531	" " Stop Screw
129E	13534	Needle Bar Frame Driving Gear (intermediate) Bracket Screw
135D	13528	Bobbin Winder Tension Bracket Screw
144D	18234	Idler Pulley Shaft Screw, for 150496
144D	13533	Knife Bar Driving Lever (intermediate) Cap Screw
145F	13535	Shuttle Race Screw
157F	18265	Clamp Lifting Arm Connection Roller and Screw Stud Bracket Screw
157C	13533	Knife Holder Screw
158E	17942	Belt Shifter Shaft Bracket Extension Screw
158E	17942	Stitch Regulating Gear Disengaging Slide Bracket Screw
160X	17942	Feed Hand Ratchet Lever Extension Handle Screw, for 249914
161D	13528	Bobbin Winder Base Screw

SINGER Needles should be used
in **SINGER** Machines
These Needles and their Containers
are marked with the
Company's Trade Mark "SIMANCO.**" 1

Needles in Containers marked
"FOR SINGER MACHINES"
are NOT **SINGER** made needles. 2

No.	Plate	Name
161D	13530	Feed Driving Gear (intermediate) Pinion Shaft Eccentric Bushing Position Plate Screw
164D	13531	Stop Cam Gear Guard Screw
168D	13533	Knife Bar Stop Retainer Plate Screw
175E	13530	" " Disengaging Lever Catch Tripping Point Screw, for 249869
175E	18263	Thread (upper) End Cutting Block Set Screw, for 249779
176D	13538	Thread (upper) Cutting Blade Connecting Rod Latch Hinge Bracket Plate Screw, in place of 201291B and 201296D, for Machine No. 71-107
184E	17923	Feed Wheel Tripping Lever Stop Screw
190D	18232	Arm Side Cover Screw
190D	18232	" Top Cover Screw
190D	18219	Face Plate Screw (upper)
190D	17923	Feed Wheel Tripping Lever Spring Screw
190C	13529	Needle Bar Frame Pitman Adjusting Screw, for 23611
190D	13532	Oscillating Shaft Bushing (front) Oil Tube Plate Screw
191C	13533	Barring Point Screw
191D	17942	Belt Shifter Shaft Bracket Stop Screw
191C	17885	Clamp Arm Bracket Screw
191C	13533	Knife Screw
191C	13531	Starting Lever Spring Collar Set Screw, for 39675
194C	17942	Clamp Lifting Arm Connection Lock Stop Plate Support Stud
196F	17885	Clamp Arm Hinge Block Pin Set Screw, for 39584 and 249955
199D	18263	Clamp Lifting Arm Screw
200AL	18231	Tension (side or Arm) Releaser Set Screw, for 23519
201F	18232	Tension (top cover) Releaser Set Screw, for 249686
203E	13528	Bobbin Winder Stop Latch Spring Screw, for 249939
203C	17923	Feed Wheel Tripping Lever Point Screw
203E	13535	Shuttle Race Plate Screw, for 249596
203E	18265	Thread (upper) Cutting Lock Screw, for 249875 and 249981
206F	18265	Thread (upper) Cutting Blade Connecting Rod Latch Lifting Lever Adjusting Plate Screw
207F	17885	Clamp Arm Bracket Guide (right) Screw
207C	13538	Thread (upper) Cutting Blade Connecting Rod Latch Hinge Bracket Screw, for Machine No. 71-107
208AL	18232	Barring Shaft Guard Screw
209AL	13533	Tension (top cover) Releaser Rod Collar Set Screw, for 40043
211E	18234	Bed Frame Hinge Connection Cap Screw, for 19398
212D	18263	Clamp Check Holder Hinge Cap Screw
217D	18219	Face Plate Screw (lower)

No.	Plate	Name
217F	18232	Tension (top cover) Thread Eyelet Screw
217E	18263	Thread (upper) Cutting Blade Connecting Rod Latch Block Plate Screw, for 40126
219F	17885	Clamp Arm Bracket Guide (left) Screw
219F	17918	Thread (upper) Cutting Blade Screw, for 249629, 249758, 249810 and 249988
220D	17923	Feed Wheel Tripping Point Screw, for 249802, 249841 and 249973
223D	13534	Barring Slide Operating Plate (adjust- able) Screw
223D	17923	Clamp Carrier Slide Lever Regulator Cap Screw
226J	13532	Oscillating Shaft Crank Slide Block Cap Screw, for 24050
228D	13534	Barring Slide Operating Plate (station- ary) Screw
228F	17916	Thread (lower) Cutting Blade Friction Plate Screw
228D	18231	Thread (upper) Guide Screw
229D	18265	Clamp Lifting Arm Connection Roller Cap Screw, for 1901
229D	13534	Intermittent Feed Wheel Driving Roller Cap Screw, for 351880
229D	13531	Knife Bar Driving Lever (intermediate) Roller Cap Screw, for 1959
233D	18263	Thread (upper) Cutting Blade Connecting Rod Latch Spring Screw
237X	17942	Belt Shifter Shaft Guide Collar Set Screw, for 249861
237X	18263	Clamp Check Holder Stop Screw
237X	13539	" " Section and Cutting Plate Screw, for 249986
237X	18263	Thread (upper) Cutting Blade Connecting Rod Latch Block Set Screw, for 40124
237X	17942	Thread (upper) End Cutting Lever Spring Screw
240D	17923	Clamp Carrier Regulator Stud Stop Screw, for 249623 and 249960
240D	17916	Thread (lower) Cutting Blade Screw
244D	13539	Clamp Carrier Guard Screw, for Mach- ine No. 71-107
330R	18234	Idler Pulley Shaft Ball Bearing Cover Screw, for 150496
337E	17918	Clamp Check Clamping Section Screw, for 249629
337B	18263	Clamp Check Holder Adjusting Screw
355C	17903	Belt Idler Pulley Bracket Set Screw, for 228323
355C	17903	Belt Idler Pulley Bracket Shaft Set Screw, for 228324
355C	17903	Belt Idler Pulley Shaft Set Screw, for 228323
356C	17903	Knee Starting Rock Shaft Connecting Rod Bracket Set Screw, for 6337

No.	Plate	Name
356C	17903	Knee Starting Rock Shaft Connecting Rod Set Screw, for 6337
356C	17903	Knee Starting Rock Shaft Knee Arm Hub Set Screw, for 2766
356C	17903	Knee Starting Rock Shaft Knee Plate Set Screw, for 2767
361C	17903	Belt Idler Belt Guide Set Screw, for 228321
399D	13535	Shuttle Bobbin Case Position Plate Screw, for 249596
402D	17885	Clamp Arm Screw
402D	17885	" Plate Support Screw
404D	17923	" Carrier Block Plate Screw, for 40006
404D	17885	Clamp Carrier Plate Screw (front)
404D	13539	Needle Plate Screw, in place of 350234D, for Machine No. 71-107
418D	13528	Bobbin Winder Tension Screw Stud, for 5989
435AL	13532	Arm Shaft Flanged Bushing (back) Set Screw
435AL	18265	Thread (lower) Cutting Blade Carrier Lever Stop Screw
435AL	13529	Thread Take-up Lever Link Hinge Pin Set Screw
446C	13529	Needle Bar Frame Regulator Hinge Stud Set Screw
446C	18231	Thread Take-up Spring Regulator Set Screw
448AL	13530	Feed Driving Gear Set Screw, for 249846
448AL	13530	Knife Bar Disengaging Lever Catch Tripping Point Collar Set Screw, for 249869
448AL	13532	Oscillating Rock Shaft Hinge Pin Set Screw
450AL	13530	Thread (upper) End Cutting Lever Operating Cam Position Collar Position Screw, for 249783
452AL	13534	Barring Slide Stop Screw (adjustable) Set Screw, for 249611
452AL	13528	Bobbin Winder Thread Eyelet Rod Set Screw, for 262034
452C	13535	Shuttle Race Position Pin Set Screw, for 249596
453AL	13532	Intermittent Feed Wheel Driving Bevel Pinion Set Screw, for 249645
453AL	13530	Thread (upper) End Cutting Lever Operating Cam Position Collar Set Screw, for 249783
454AL	17903	Knee Starting Rock Shaft Position Spring Adjusting Collar Set Screw, for 228338
454AL	13532	Pulley (tight) Set Screw, for 249702
457E	13530	Feed Driving Gear (intermediate) Set Screw, for 249965
457AL	13531	Stop Cam Spring Stop Screw Block Set Screw, for 249713

No.	Plate	Name
460AL	13530	Feed Hand Ratchet Wheel Set Screw, for 39924
460AL	18231	Thread Guiding Stud (side of Arm) Set Screw
462AL	13532	Shuttle Driver Set Screw, for 23505
462AL	18232	Thread Retainer Stud Set Screw, for 39712
564C	13531	Starting Lever Screw Center, for 58384
591F	13535	Shuttle Tension Regulating Screw, for 249533 and 249921
592E	13535	Shuttle Bobbin Case Latch Stop Screw, for 249533 and 249921
625F	17885	Clamp Arm Adjusting Screw
641C	18265	Tension (side of Arm) Releaser Lever Set Screw, for 40051
646F	17923	Feed Wheel Tripping Lever Screw Stud
646F	18263	Thread (upper) Cutting Blade Connecting Rod Spring Collar Set Screw, for 40047
662D	13535	Shuttle Race Cap Screw, for 249596
673F	13529	Needle Bar Frame Screw Center
679C	18231	Tension (side of Arm) Releaser Shaft Crank Ball Screw Stud
690D	18265	Clamp Lifting Arm Connection Lock Trip Lever Pinch Screw, for 249760
690E	17942	Thread (upper) End Cutting Lever Bracket Screw
704E	13534	Barring Slide Stop Attaching Screw
704C	18265	Clamp Lifting Arm Connection Screw, for 249866
717AL	13531	Starting Lever Adjusting Screw
717AL	18265	Tension (side of Arm) Releaser Lever Stop Screw
748E	18219	Arm Screw (back)
756E	13530	Belt Shifter Trip Point Screw, for 249869
756D	17916	Clamp Carrier Guide (left) Screw (long) for 39605
766D	17942	Sewing Safety Lock Pitman Hinge Screw (front)
794E	13529	Needle Bar Connecting Link Adjusting Screw, for 23476
805C	13533	Knife Bar Driving Lever Spring Screw
858AL	17903	Belt Idler Pulley Shaft Oil Stop Screw, for 228326
858AL	13532	Needle Bar Crank Set Screw, for 23477
868E	18219	Arm Screw (front)
871C	13531	Stop Cam Spring Stop Screw
896AL	13532	Crank Connecting Rod Cap Screw, for 20197
898C	13534	Barring Slide Stop Screw (adjustable)
904AL	13529	Needle Set Screw, for 39857
906C	17918	Thread (upper) Cutting Blade Shaft Crank Set Screw, for 249828
907E	13535	Shuttle Race Back Spring Screw, for 249596
908C	13532	Crank Connecting Rod Hinge Screw

No.	Plate	Name
913C	13531	Stop Cam Interlocking Rod Spring Regulating Thumb Screw
914F	17916	Clamp Carrier Slide Guide Screw
914F	17942	Sewing Safety Lock Pitman Screw, for 249949
934X	17916	Clamp Carrier Stay Plate Screw, for 249751
940F	17942	Clamp Lifting Arm Connection Lock Hinge Screw
940F	18232	Tension (top cover) Releasing Lever Connection Screw (front)
966D	18265	Tension (side of Arm) Releaser Lever Shaft Bracket Screw
974F	18232	Tension (top cover) Releasing Lever Connection Screw (back)
996E	18265	Thread (lower) Cutting Lever Extension Spring Screw Stud
999F	18232	Tension (top cover) Releaser Holder Hinge Screw
1019C	18231	Thread Guide (side of Arm) (lower) Set Screw
1021E	13529	Needle Bar Connecting Link Cap Screw
1034F	18232	Intermittent Feed Wheel Driving Roller Oiling Felt Holder Screw
1035C	13532	Oscillating Shaft Crank Slide Block Screw Stud, for 24050
1036AL	13532	Thread Take-up Crank Position Screw, for 23477
1038C	13529	Needle Bar Frame Regulator Adjusting Screw
1042C	13529	Needle Bar Frame Pitman Hinge Screw
1043C	18231	Tension (side of Arm) Screw Stud, for 249999
1064D	18261	Clamp Lifting Chain Guide Pulley Hinge Screw, for 228495 and 236850
1064D	18261	Starting Chain Guide Pulley Hinge Screw, for 228495 and 236850
1065AL	13532	Needle Bar Crank Position Screw, for 23477
1069D	13532	Arm Shaft Screw
1070C	13531	Stop Cam Interlocking Rod Guide Set Screw, for 249709
1149AL	13534	Needle Bar Frame Driving Gear (intermediate) Stud Set Screw, for 249669
1230F	17916	Clamp Carrier Guide (right) Screw
1231F	17885	" " Plate Screw (back)
1232C	17923	" " Regulator Hinge Screw
1234C	17923	" " Slide Regulating Stud
1235F	18219	Bed Oil Guard Screw
1235F	17916	Clamp Plate Screw
1239D	13533	Knife Bar Connecting Link Hinge Cap Screw
1240C	13533	Knife Bar Connecting Link Hinge Screw
1241E	13533	" " Disengaging Lever Catch Spring Screw Stud

No.	Plate	Name
1241E	18265	Tension (side of Arm) Releaser Lever Spring Screw Stud
1241E	18265	Thread (lower) Cutting Blade Carrier Lever Spring Screw Stud
1242E	13533	Knife Bar Disengaging Lever Screw Stud, for 249656
1242E	13533	Knife Bar Disengaging Lever Spring Screw, for 249658
1243C	13529	Knife Holder Guide Stud
1253C	13532	Oscillating Shaft Crank Set Screw, for 39658
1256D	17916	Clamp Carrier Slide Screw
1258AL	13532	Thread Take-up Crank Set Screw, for 23477
1294C	17885	Clamp Spring Bushing Position Stud
1296AL	17918	" Check Screw, for Machine No. 71-101
1296AL	17918	Clamp Check Stop Screw
1297F	13539	" " Screw, for Machine No. 71-107
1319F	13533	Knife Bar Connecting Stud Clamping Screw, for 23462
1330C	13533	Barring Lever Spring Screw Stud
1341C	13529	Needle Bar Connecting Stud Set Screw, for 39601
1345D	17916	Clamp Carrier Guide (left) Screw (short) for 39605
1348E	13539	Clamp Check Section and Cutting Plate Support Stud, for 249986
1350C	17916	Thread (lower) Pull-off Finger Hinge Screw
1351C	18265	Thread (lower) Cutting Lever Ball Screw
1352E	18265	Tension (side of Arm) Releaser Lever Lock Pin Screw Bushing
1387C	18232	Tension (top cover) Releaser Guide Screw Stud
1388C	18232	Tension (top cover) Screw Stud
1396E	13534	Intermittent Feed Wheel Driving Bevel Gear Bracket Screw
1428C	13533	Knife Bar Driving Lever Screw Stud
1449X	17942	Feed Hand Ratchet Lever Pawl Spring Screw, for 249914
1469C	13531	Tension (side of Arm) Releaser Lever Stop Screw Stud
1508R	13531	Starting Lever Screw Center Nut, for 58384
1509E	17903	Knee Starting Rock Shaft Knee Arm Lock Nut, for 6335
1517J	13529	Needle Bar Frame Screw Center Nut
1518J	13531	Starting Lever Stop Screw Nut
1520J	17923	Clamp Carrier Regulator Roller and Screw Stud Nut, for 1960
1520J	17923	Clamp Carrier Slide Lever Roller and Screw Stud Nut, for 1960
1520J	18265	Clamp Lifting Arm Connection Hinge Screw Nut
1520J	13531	Starting Lever Adjusting Screw Nut

No.	Plate	Name
1520J	18265	Tension (side of Arm) Releaser Lever Stop Screw Nut
1520J	18231	Tension (side of Arm) Releaser Shaft Crank Ball Screw Stud Nut
1520J	18265	Thread (lower) Cutting Blade Carrier Lever Stop Screw Nut
1520J	18265	Thread (lower) Cutting Lever Ball Screw Nut
1521E	18232	Tension (top cover) Releaser Guide Screw Stud Nut
1521E	18265	Thread (lower) Cutting Lever Extension Hinge Screw Nut
1521E	18265	Thread (upper) Cutting Blade Connecting Rod Latch Lifting Arm Stud Nut
1547X	17885	Clamp Arm Adjusting Screw Nut
1547X	13533	Knife Bar Disengaging Lever Catch Hinge Screw Nut
1547X	13533	Knife Holder Screw Nut
1547X	13529	Needle Bar Frame Pitman Hinge Screw Nut
1550J	17885	Clamp Spring Bushing Position Stud Nut
1560C	18231	Tension (side of Arm) Regulating Thumb Nut, for 249999
1560C	18232	Tension (top cover) Regulating Thumb Nut
1562J	13528	Bobbin Winder Tension Regulating Thumb Nut, for 5989
1607E	13534	Barring Slide Operating Plate Adjusting Screw Nut
1608C	13529	Knife Holder Guide Stud Nut
1619E	13532	Crank Connecting Rod Hinge Screw Nut
1620J	13528	Bobbin Winder Frame Hinge Screw Nut, for 249939
1620J	13528	Bobbin Winder Thread Leader Lock Nut, for 262053
1620E	17923	Feed Wheel Tripping Lever Hinge Screw Nut
1636E	13532	Oscillating Shaft Crank Slide Block Screw Stud Nut, for 39658
1638E	13531	Stop Cam Interlocking Rod Spring Regulating Thumb Screw Nut
1651J	13529	Needle Bar Frame Connection Hinge Screw Lock Nut
1658C	17923	Clamp Carrier Slide Regulating Stud Thumb Nut
1659C	17885	Clamp Pressure Regulating Thumb Nut
1664E	18232	Tension (top cover) Screw Stud Nut
1664E	18232	Thread Retainer Holder Nut, for 39714
1671C	17923	Clamp Carrier Regulator Stud Nut
1698C	13529	Needle Bar Frame Regulator Adjusting Screw Nut
1901	18265	Clamp Lifting Arm Connection Roller and Screw Stud with 229D and 12424
1959	13531	Knife Bar Driving Lever (intermediate) Roller and Screw Stud with 229D and 12424, for 249950

No.	Plate	Name
1960	17923	Clamp Carrier Regulator Roller and Screw Stud with 1520J, for 249623 and 249960
1960	17923	Clamp Carrier Slide Lever Roller and Screw Stud with 1520J, for 249625
1963	13533	Knife Bar Disengaging Lever Catch Roller and Stud, for 249657
2102	18231	Tension (side of Arm) Disc, for 249999
2103	18232	" (top cover) Spring
2117C	18265	" (side of Arm) Releaser Lever Pin
2269	17942	Belt Shifter Shaft Guide Collar Position Pin
2269	13532	Shuttle Driver Pin
2269	18231	Tension (side of Arm) Releaser Shaft Crank Pin
2273	18263	Thread (upper) Cutting Blade Connecting Rod Latch Block Position Pin
2455	13528	Bobbin Winder Tension Disc, for 5989
2532	13535	Shuttle Race Back Position Pin, for 249596
2533	13535	Shuttle Race Back Spring, for 249596
2718R	18261	Treadle Extension Screw Washer, for 14376 and 228757
2766	17903	Knee Starting Rock Shaft Knee Arm Hub with 356C, for 6336
2767	17903	Knee Starting Rock Shaft Knee Plate with 356C, for 6336
2770	17903	Knee Starting Rock Shaft Stop Dog with 140219C, for 228339
2973	17928	Shuttle Bobbin Case Latch Lever, for 15141
2974	13535	Shuttle Bobbin Case Latch Lever Fulcrum Pin, for 15141 and 249919
2975	13535	Shuttle Bobbin Case Latch Spring, for 249533 and 249921
3012	13530	Feed Hand Ratchet Wheel Pin
4784	13529	Thread Take-up Lever Oil Pad, for 23478
5989	13528	Bobbin Winder Tension complete, Nos. 418D, 1562J, 10141 and two 2455, for 262053
6335	17903	Knee Starting Rock Shaft Knee Arm with 1509E, for 6336
6336	17903	Knee Starting Rock Shaft Knee Arm complete, Nos. 2766, 2767 and 6335, for 228339
6337	17903	Knee Starting Rock Shaft Connecting Rod Bracket with two 356C, for 228339
7070	13529	Needle Bar Frame Regulator Adjusting Screw Sleeve
7071	13528	Bobbin Winder Stop Latch Spring Screw Washer, for 249939
7071	13529	Needle Bar Frame Pitman Adjusting Screw Washer, for 23611

NUMERICAL LIST OF PARTS

No.	Plate	Name
7071	13538	Thread (upper) Cutting Blade Connecting Rod Latch Hinge Bracket Plate Screw Washer, for Machine No.71-107
7071	18263	Thread (upper) Cutting Blade Connecting Rod Latch Hinge Bracket Screw Washer
7278	17923	Clamp Carrier Slide Lever Socket Joint
7326	13535	Shuttle Race Cap, for 249596
8238	18231	Tension (side of Arm) Spring, for 249999
8582	18219	Arm Dowel Pin
8582	13531	Starting Lever Bracket Dowel Pin
10141	13528	Bobbin Winder Tension Spring, for 5989
10145	13528	" " " Thread Guide, for 262053
10249	13528	Bobbin Winder Stop Latch Spring, for 249939
11831	13536	Screw Driver (5 in. blade) (machine, large)
12400	18232	Thread Retainer Sleeve, for 39714
12402	18232	" " Stud, for 39714
12424	18265	Clamp Lifting Arm Connection Roller Cap Screw Washer, for 1901
12424	13531	Knife Bar Driving Lever (intermediate) Roller Cap Screw Washer, for 1959
12424	13532	Oscillating Shaft Crank Slide Block Cap Screw Washer, for 24050
12538	18265	Tension (side of Arm) Releaser Arm Pin
12546	13534	Intermittent Feed Wheel Position Pin, for 249946
12546	13534	Needle Vibrating Gear Position Pin
14010	18234	Bed Frame Hinge Plate Rivet, for 249993
		Nos. 14372 to 14375, for 14376 and 228757
14372	18261	Treadle
14373	18261	" Extension
14374	18261	" Spring
14375	18261	" Stand
14376	17903	Treadle complete, Nos. 2718R, 14372 to 14375, 17881, 50581R and two wood screws 1-1/4 in., No. 12, F. H., for 228355
15072	13528	Bobbin Winder Bobbin Position Pin, for 27538
15098	13535	Shuttle Tension Spring, for 249921
15140	13535	" Bobbin Case Latch, for 15141 and 249919
15141	17928	Shuttle Bobbin Case Hinge, Nos. 2973, 2974 and 15140, for 249533
15278	17928	Shuttle Tension Spring, for 249533
16555	18234	Bed Frame Hinge Plate, for 249993
17881	18261	Treadle Shaft, for 14376 and 228757
19226	18234	Bed Frame Hinge Connection, for 19398
19397	18234	" " " Cap, for 19398
19398	18234	Bed Frame Hinge Connection 19226 with 211E and 19397, for 249993
19448	13532	Oscillating Shaft Crank Slide Block, for 24050

NUMERICAL LIST OF PARTS

No.	Plate	Name
20197	13532	Crank Connecting Rod with 20198, 125044 and two 896AL
*20198	-----	Crank Connecting Rod Cap, for 20197
21327	17903	Knee Starting Rock Shaft Hanger with two wood screws 1 in., No. 10, for 228339
21651	13531	Stop Cam Interlocking Rod Spring
21654	13536	Wrench
23250	18261	Treadle Bolt Washer, for 46709
23379	17885	Clamp Arm Hinge Block, for Machine No. 71-101
23380	17885	Clamp Arm Hinge Block Pin
23384	17923	" Carrier Connecting Rod
23389	13534	Intermittent Feed Wheel Driving Roller Cap Screw Washer, for 351880
23390	18265	Clamp Lifting Arm Connection Screw Washer, for 249866
23390	13533	Knife Screw Washer
23392	17916	Clamp Carrier Slide Guide (left)
23393	17916	" " " (right)
23395	17923	" " " Lever Regulator
23396	17923	" " " Cap
23397	17923	" " " Regulating Stud
		Bushing
23404	17885	Clamp Spring, for Machine No. 71-101
23421	13532	Oscillating Rock Shaft Hinge Pin Oil Hole Plug (leather) for 23494
23435	17923	Feed Wheel Tripping Lever Spring Nos. 23445 to 23450, for Machine No. 71-101
23445	13533	Knife, 3/8 inch
23446	13533	" 7/16 inch
23447	13533	" 1/2 inch
23448	13533	" 9/16 inch
23449	13533	" 5/8 inch
23450	13533	" 11/16 inch
23451	13533	" 3/4 inch
23452	13533	" 13/16 inch
23453	13533	" 7/8 inch
23454	13533	" 15/16 inch
23455	13533	" 1 inch
		Nos. 23456 to 23459, for Machine No. 71-107
23456	13538	Knife, 1-1/16 inch
23457	13538	" 1-1/8 inch, in place of 23447
23458	13538	" 1-3/16 inch
23459	13538	" 1-1/4 inch, in place of 23451
23460	13533	" Bar
23461	13533	" " Connecting Link
23462	13533	" " Stud with 1319F
23466	13530	" " Disengaging Lever Catch Tripping Point, for 249869
23471	13533	Knife Bar Driving Lever (intermediate) Connecting Link
23476	13529	Needle Bar Connecting Link with 794E
23477	13532	" " Crank with 858AL, 1036AL, 1065AL and 1258AL
23478	13529	Needle Bar Frame with 4784

No.	Plate	Name
23494	13532	Oscillating Rock Shaft Hinge Pin with 23421, for 39654
23500	13535	Shuttle Bobbin, for 249750 and 249918
23503	13535	" Body, for 249918
23505	13532	" Driver with 462AL
23511	13531	Starting Lever Rod
23519	18231	Tension (side of Arm) Releaser with 200AL
23520	18231	Tension (side of Arm) Releaser Shaft
23523	13529	Thread Take-up Crank
23524	13529	" " Lever, for 262043
23527	18234	Drip Pan with two wood screws 1/2 in., No. 5, R. H. B.
23535	13536	Wrench
23551	18261	Clamp Lifting Chain Hook Screw Eye, for 228355 and 228496
23554	18265	Belt Shifter Shaft Bracket Spring
23573	17885	Clamp Plate Support, for Machine No. 71-101
23574	17885	Clamp Post
23606	18263	Thread (upper) Cutting Blade Connecting Rod Spring
23609	13529	Needle Bar Frame Pitman (regulator end) for 23611
23610	13529	Needle Bar Frame Pitman (hinge screw end) for 23611
23611	13529	Needle Bar Frame Pitman (adjustable) complete, Nos. 23609, 23610, two each 190C and 7071
23669	18231	Thread Guide (side of Arm) (lower)
23681	13533	Knife Bar Driving Lever Spring
23693	17885	Clamp Spring Bushing
24047	13532	Oscillating Shaft Bushing (front)
24050	13532	Oscillating Shaft Crank Slide Block complete, Nos. 226J, 1035C, 12424 and 19448, for 39658
*24081	-----	Arm Shaft Bushing (front) for 249601
24106	18234	Bed Frame Cushion (felt) for 249993
27538	13528	Bobbin Winder Spindle 27849 with 15072, 27850 and 41828, for 249939
27739	13537	Thread Unwinder Thread Cone (wood)
*27849	13528	Bobbin Winder Spindle, for 27538
*27850	13528	" " " Collar, for 27538
27916	13528	" " Brake (leather) for 249714
27918	13528	Bobbin Winder Pulley, for 249939
27922	13528	" " Thread Eyelet Rod, for 262053
28084	13528	Bobbin Winder Brake Rivet, for 249714
32012	18232	Tension (top cover) disc
32572	18232	" " " Releasing Disc
39504	13529	Needle Bar Frame Regulator Adjusting Screw Washer
39514	13539	Clamp Spring, in place of 23404, for Machine No. 71-107
39532	17923	Clamp Carrier Regulator Stud Sleeve
39534	13533	Knife Holder
39539	13539	Clamp Arm, in place of 39647, for Machine No. 71-107

No.	Plate	Name
39541	17885	Clamp Arm Bracket Screw Washer
39541	18265	" Lifting Arm Connection Roller and Screw Stud Bracket Screw Washer
39541	17942	Sewing Safety Lock Pitman Screw Washer, for 249949
39541	18265	Thread (upper) Cutting Blade Connecting Rod Latch Lifting Lever Screw Washer
		Nos. 39555 to 39558, for Machine No. 71-107
39555	13538	Knife, 1-5/16 inch
39556	13538	" 1-3/8 inch
39557	13538	" 1-7/16 inch
39558	13538	Knife, 1-1/2 inch
39571	18261	Clamp Lifting Chain Guide Pulley, for 236850
39571	17903	Clamp Lifting Chain Guide Pulley (large) for 236850
39571	18261	Starting Chain Guide Pulley (large) for 236850
39575	18261	Clamp Lifting Chain Hook (large) for 228329 and 228330
39575	17903	Knee Starting Rock Shaft Connection Hook (large) for 228335
39575	18261	Starting Chain Hook (large) for 228349
39576	18261	Clamp Lifting Chain Hook (small) for 228329 and 228330
39576	17903	Knee Starting Rock Shaft Connection Hook (small) for 228335
39576	18261	Starting Chain Hook (small) for 228349
39583	17923	Clamp Carrier Regulator Stud Stop, for 249623 and 249960
39584	17885	Clamp Arm Bracket with 196F, for Machine No. 71-101
39591	17916	Clamp Carrier Guide (left), for 39605
39601	13529	Needle Bar Connecting Stud with 1341C
39605	17916	Clamp Carrier Slide with 1345D, 39591 and two 756D, for Machine No. 71-101
39620	18232	Arm Side Cover
39633	18232	Tension (top cover) Releasing Lever
39635	18232	" " " " Pin
39636	18232	" " " Thread Eyelet (double)
39645	17916	Clamp Carrier Guide (right)
39646	17916	Thread (lower) Cutting Blade Friction Plate
39647	18263	Clamp Arm, for Machine No. 71-101
39650	17918	" Check Holder (for use with 249629 and 249810)
39652	18231	Thread Take-up Spring, for 249999
39653	13532	Oscillating Rock Shaft, for 39654
39654	13532	Oscillating Rock Shaft complete, Nos. 23494, 39653 and 262044
39655	13532	Oscillating Shaft
39656	13532	" " Bushing (back)
39657	13532	" " Crank, for 39658

No.	Plate	Name
39658	13532	Oscillating Shaft Crank complete, Nos. 1636E, 24050, 39657 and two 1253C
39675	13531	Starting Lever Spring Collar with two 191C
39711	18231	Thread Guiding Stud (side of Arm)
39712	18232	" Retainer Holder with 462AL, for 39714
39713	18232	Thread Retainer Spring, for 39714
39714	18232	Thread Retainer complete, Nos. 1664E, 12400, 12402, 39712 and 39713
39715	18263	Clamp Check Holder Stop Screw Washer
39720	13539	" Carrier Slide with 1345D, 39591 and two 756D, in place of 39605, for Machine No. 71-107
39810	17903	Knee Starting Rock Shaft, for 228339
39857	13529	Needle Bar with 904AL
39861	18263	Thread (upper) Cutting Blade Connecting Rod Latch Hinge Bracket
39862	18263	Thread (upper) Cutting Blade Connecting Rod Latch Spring
39864	18263	Thread (upper) Cutting Blade Connecting Rod Latch Hinge Bracket Plate, for Machine No. 71-101
39882	17942	Belt Shifter Stop Washer (rawhide)
39912	18234	Splash Guard Hinge, for 249723
39924	13530	Feed Hand Ratchet Wheel with 460AL
39950	18231	Thread Take-up Spring Regulator with 350060C, for 249999
39969	13535	Shuttle Race Back, for 249596
39988	13531	Stop Cam Interlocking Rod Guide Washer (nylon)
40003	17885	Clamp Arm Bracket Guide (left)
40004	17885	" " " (right)
40006	17923	" Carrier Block with 40007 and four 404D
40007	17923	Clamp Carrier Block Plate, for 40006
40016	18265	" Lifting Arm Connection Roller and Screw Stud Bracket
40020	17885	Clamp Plate
40025	13530	Feed Driving Gear Position Pin
40025	13532	Intermittent Feed Wheel Driving Bevel Pinion Position Pin
40025	13532	Pulley (tight) Pin
40028	17928	Shuttle Body, for 249750
40033	18265	Tension (side of Arm) Releaser Arm with 50128E
40034	18231	Tension (side of Arm) Releaser Shaft Crank
40035	17916	Thread (lower) Cutting Blade
40036	17916	" " " " Carrier with 40038
40037	18265	Thread (lower) Cutting Blade Carrier Lever
40038	17916	Thread (lower) Cutting Blade Carrier Stud, for 40036
40043	13533	Tension (top cover) Releaser Rod Collar with 209AL

No.	Plate	Name
40045	18263	Thread (upper) Cutting Blade Connecting Rod Latch Block Washer (rawhide)
40047	18263	Thread (upper) Cutting Blade Connecting Rod Spring Collar with 646F
40051	18265	Tension (side of Arm) Releaser Lever with 641C
40052	18265	Tension (side of Arm) Releaser Lever Lock Pin
40053	18265	Tension (side of Arm) Releaser Lever Lock Pin Spring
40067	18265	Tension (side of Arm) Releaser Lever Shaft Bracket
40123	18263	Thread (upper) Cutting Blade Connecting Rod Latch, for Machine No. 71-101
40124	18263	Thread (upper) Cutting Blade Connecting Rod Latch Block with 237X, for 40126
40125	18263	Thread (upper) Cutting Blade Connecting Rod Latch Block Plate (adjustable) for 40126
40126	18263	Thread (upper) Cutting Blade Connecting Rod Latch Block complete, Nos. 217E, 40124 and 40125
40136	13538	Thread (upper) Cutting Blade Connecting Rod Latch, in place of 40123, for Machine No. 71-107
40137	13538	Thread (upper) Cutting Blade Connecting Rod Latch Hinge Bracket Plate, in place of 39864, for Machine No. 71-107
40140	13530	Feed Wheel Shaft
40141	13530	" Driving Gear (intermediate large) for Stud, for Machine No. 71-101
40142	17942	Feed Driving Gear (intermediate) Bracket Position Lever
40144	17942	Stitch Regulating Gear Disengaging Slide
40145	17942	Stitch Regulating Gear Disengaging Slide Bracket
41828	13528	Bobbin Winder Spindle Collar Pin, for 27538
46709	18261	Treadle Bolt 51074R with 23250 and 67425, for 228757
50128E	18265	Tension (side of Arm) Releaser Arm Set Screw, for 40033
50138F	17918	Clamp Check Section and Cutting Plate Screw, for 249626 and 249755
50356D	13528	Bobbin Winder Frame Hinge Screw, for 249939
50416C	13533	Knife Bar Disengaging Lever Catch Hinge Screw
50416C	17923	Stop Lever Hinge Screw
50416C	17942	Thread (upper) End Cutting Lever Hinge Screw
50416C	17942	Thread (upper) End Cutting Lever Operating Lever Hinge Screw

No.	Plate	Name
50581R	18261	Treadle Extension Screw, for 14376 and 228757
50615D	13533	Knife Bar Stop Retainer Plate Screw
51047E	17942	Belt Shifter Shaft Bracket Extension Pinch Screw, for 249858
51074R	18261	Treadle Bolt, for 46709
58384	13531	Starting Lever Screw Center 564C with 1508R
60913	13537	Thread Unwinder Spool Weight with 60914
60914	13537	Thread Unwinder Spool Weight Center Pin, for 60913
67425	18261	Treadle Bolt Lock Washer, for 46709
120346	13536	Oiler (copper plated) with 120347
120347	13536	" Spout, 8-1/2 in. long, for 120346
125044	13532	Crank Connecting Rod Oil Packing (felt) for 20197
126910	17903	Belt Idler Pulley Bracket Shaft, for 228328
140219C	17903	Knee Starting Rock Shaft Stop Dog Set Screw, for 2770
150203	13537	Thread Unwinder Spool Rest Cushion (felt) for 228776
	Nos.	150481 to 150485, for 150496
150481	18234	Idler Pulley
150482	18234	" " Shaft
150483	18234	" " " Ball Bearing
150484	18234	" " " " Cover
150485	18234	" " " " " Gasket (cork)
150496	18234	Idler Pulley and Shaft complete, Nos. 144D, 150481 to 150485 and four 330R, for 249992
150668	17903	Knee Starting Rock Shaft Knee Plate Pad (rubber) for 228339
200068X	13534	Needle Bar Frame Driving Gear Screw
200083D	13531	Stop Cam Spring Cover Screw
200137X	13536	Gauge Chain and Ring Screw, for 249803 and 249984
200363AL	18234	Idler Pulley Bracket Set Screw, for 249991
200522C	13531	Stop Cam Gear Stud Set Screw
200574E	18234	Splash Guard Hinge Screw, for 249723
200584D	13532	Pulley (loose) Grease Retaining Screw, for 249890
201007C	18234	Idler Pulley Shaft Set Screw, for 249991
201026C	13530	Feed Driving Gear (intermediate) Pinion Shaft Collar Set Screw, for 262037
201254C	13537	Thread Unwinder Spool Rest Set Screw, for 228766
201289C	18263	Thread (upper) Cutting Blade Connecting Rod Latch Hinge Screw
201291B	18263	Thread (upper) Cutting Blade Connecting Rod Latch Hinge Bracket Plate Screw, for Machine No. 71-101
201295E	17942	Clamp Lifting Arm Connection Lock Spring Screw Stud

No.	Plate	Name
201296D	18263	Thread (upper) Cutting Blade Connecting Rod Latch Hinge Bracket Screw, for Machine 71-101
201431C	17942	Thread (upper) End Cutting Lever Link Hinge Screw
201510E	13533	Knife Bar Driving Lever (intermediate) Hinge Screw Stud Nut
201528F	13529	Thread Take-up Lever Adjusting Screw Nut, for 262043
201655X	18234	Splash Guard Locking Screw Wing Nut, for 249722
201668E	13530	Feed Wheel Clamping Nut
201713C	13534	Barring Shaft Adjusting Lock Nut
201721C	13534	Stitch Regulating Gear Guide and Lock Nut
201732C	13533	Knife Bar Driving Lever Screw Stud Nut
202005	13531	Starting Lever Spring Washer
202260	13532	Arm Shaft Bushing Oil Packing (wick)
202330	13531	Stop Cam Oil Packing (wick) for 249705
202423	13532	Crank Connecting Rod Hinge Screw Oiling Wick
203100	17903	Belt Idler Pulley Shaft Oil Packing (wick) for 228326
205634	13533	Knife Bar Driving Lever (intermediate) Hinge Screw Stud Washer
206482	13530	Barring Plate Screw Washer
208495	18265	Thread (upper) Cutting Blade Connecting Rod Latch Lifting Arm Washer
222598	13529	Thread Take-up Lever Link Hinge Pin Oil Packing (wick) for 249915
222616	13531	Starting Lever Spring
225390	13537	Thread Unwinder Thread Cone Holder
228320	18261	Bed Frame Cushion (felt) for 228355 and 228496
228321	17903	Belt Idler Belt Guide with 361C, for 228328
228323	17903	Belt Idler Pulley Bracket with three 355C, for 228328
228324	17903	Belt Idler Pulley Bracket Shaft Hanger with two 355C and three wood screws 1 in., No. 12, for 228328
228326	17903	Belt Idler Pulley Shaft with 858AL and 203100, for 228328
228327	17903	Belt Idler Pulley Washer (rawhide) for 228328
	Nos.	228328 to 228331, for 228355
228328	17903	Belt Idler complete, Nos. 126910, 228324, two each 228321, 228323, 228326, 228481, four 228327 and Form A1127
228329	17903	Clamp Lifting Chain, 3/4 in. long, with 39575 and 39576 (for left hand machine)
228330	18261	Clamp Lifting Chain, 4/6 in. long, with 39575 and 39576 (for right hand machine) also for 228496
228331	17903	Front Plank Extension with two wood screws 2-1/2 in., No. 14

No.	Plate	Name
228332	17903	Knee Starting Rock Shaft Connecting Rod, for 228339
228333	17903	Knee Starting Rock Shaft Connection Cushion Spring, for 228335
228333	18261	Starting Chain Cushion Spring, for 228349
228334	17903	Knee Starting Rock Shaft Connection Spring, for 228335
228335	17903	Knee Starting Rock Shaft Connection complete, Nos. 39575, 39576, 228333 and 228334, for 228339
228337	17903	Knee Starting Rock Shaft Position Spring, for 228339
228338	17903	Knee Starting Rock Shaft Position Spring Adjusting Collar with 454AL, for 228339
228339	17903	Knee Starting Rock Shaft complete, Nos. 2770, 6336, 6337, 39810, 150668, 228332, 228335, 228337, 228338 and two 21327, for 228355
228347	18261	Starting Chain (lower) 10-1/2 in. long, for 228349
228348	18261	Starting Chain (upper) 27 in. long, for 228349
228349	18261	Starting Chain complete, Nos. 228333, 228347, 228348, two each 39575 and 39576, for 228496
228355	17903	Driving Equipment less shaft pulley (for Machines set in pairs) complete, Nos. 228329 to 228331, 228495, 236850, 250408, two each 14376, 23551, 228328, 228339, eight 228320 and two blue prints
228476	13536	Screw Driver (Bobbin Case)
228481	17903	Belt Idler Pulley with 228482, for 228328
228482	17903	Belt Idler Pulley Bushing (bronze oilless bearing) for 228481
228494	17903	Clamp Lifting Chain Guide Pulley (small) for 228495
228494	18261	Starting Chain Guide Pulley (small) for 228495
228495	17903	Clamp Lifting Chain Guide Pulley Bracket (small) complete, Nos. 1064D, 228494, 236849 and two wood screws 1-1/4 in. No. 12, R. H. B., for 228355
228495	18261	Starting Chain Guide Pulley Bracket (small) complete, Nos. 1064D, 228494, 236849 and two wood screws 1-1/4 in., No. 12, R. H. B., for 228496
228496	18261	Driving Equipment complete, for Motor Drive (without use of belt idlers) for use with Table 205295 and Stand No. 46998, Nos. 228330, 228349, 228495, 228500, 250408, two each 23551, 228757, three 236850 and four 228320

No.	Plate	Name
228500	18261	Table Extension with two wood screws 2-1/2 in., No. 12, for 228496
228757	18261	Treadle complete, Nos. 2718R, 14372 to 14375, 17881, 50581R and two 46709, for 228496
228764	13537	Thread Unwinder Spool Pin, for 228776
228766	13537	Nos. 228766 to 228770, for 228776
228767	13537	Thread Unwinder Spool Rest (for two spools) (flat) with 201254C
228768	13537	Thread Unwinder Spool Rest Rod
228769	13537	" " " Stand
228770	13537	" " " Thread Guide
		" " " " Holder (for one or two guides)
228774	13537	Thread Unwinder Thread Guide Rod, for 228776
228776	13537	Thread Unwinder (for two spools) complete, Nos. 228766 to 228768, 228770, 228774, two each 150203, 228764, 228769 and three wood screws 7/8 in., No. 12, R. H. B.
230743	13538	Feed Driving Gear (intermediate) Bracket Position Lever Clamping Screw Washer, for Machine No. 71-107
232065	17942	Clamp Lifting Arm Connection Lock Spring
232105	17918	Thread (upper) Cutting Blade Shaft Crank Pin, for 249629, 249758, 249810 and 249988
232382	17942	Feed Hand Ratchet Lever Pawl Spring Pin, for 249907
232719	13530	Feed Driving Gear (intermediate) Position Pin
232982	18261	Machine Rest Cushion (leather) for 250408
236849	18261	Clamp Lifting Chain Guide Pulley Bracket, for 236850
236849	18261	Starting Chain Guide Pulley Bracket, for 228495 and 236850
236850	18261	Clamp Lifting Chain Guide Pulley Bracket complete, Nos. 1064D, 39571, 236849 and two wood screws 1-1/4 in. No. 12, R. H. B., for 228496
236850	17903	Clamp Lifting Chain Guide Pulley Bracket (large) complete, Nos. 1064D, 39571, 236849 and two wood screws 1-1/4 in., No. 12, R. H. B., for 228355 and 228496
236850	18261	Starting Chain Guide Pulley Bracket (large) complete, Nos. 1064D, 39571, 236849 and two wood screws 1-1/4 in., No. 12, R. H. B., for 228496
238089	13533	Knife Bar Disengaging Lever Catch Bracket Position Pin, for 249658
241206	13532	Arm Oil Cup
249533	17928	Shuttle Bobbin Case complete, Nos. 591F, 592E, 2975, 15141 and 15278, for 249750

NUMERICAL LIST OF PARTS

No.	Plate	Name
249534	18265	Thread (lower) Cutting Blade Carrier Lever Spring
249544	13533	Knife Bar Stop
249545	13533	" " Retainer Plate
249546	13535	Shuttle Bobbin Case Position Plate, for 249596
249588	18263	Clamp Lifting Arm
	Nos.	249593 to 249595, for 249596
249593	13535	Shuttle Race
249594	13535	" " Plate
249595	13535	" " Position Pin
249596	13535	Shuttle Race complete, Nos. 907E, 2533, 7326, 39969, 249546, 249593, 249594, two each 399D, 452C, 662D, 2532, 249595, 249928 and three 203E
*249597	-----	Shuttle Bobbin Case, for 249921
*249601	-----	Arm with 24081
249602	13532	" Shaft
249604	18232	" Top Cover (left)
249605	18232	" " (right)
249606	13533	Barring Lever
249607	13533	" " Spring
249610	13533	" Point
249611	13534	" Shaft with 452AL
249612	18232	" " Guard
249613	13534	" Slide
249614	13534	" " Operating Plate (stationary)
249615	13534	" " Rod
249616	13533	" " Stud
249619	13534	" " Stop
*249620	-----	Bed
249622	13532	Arm Shaft Flanged Bushing (back)
249623	17923	Clamp Carrier Regulator with 240D, 1960 and 39583, for Machine No. 71-101
249625	17923	Clamp Carrier Slide Lever with 1960
	Nos.	249626 to 249628, for 249629
249626	17918	Clamp Check with 249630, 350297E and two 50138F, for 3/8 to 3/4 in. buttonholes, also for 249810
249627	17918	Clamp Check Clamping Section (left)
249628	17918	" " (right)
249629	17918	Clamp Check complete, for 3/8 to 3/4 in. buttonholes, Nos. 219F, 232105, 249626 to 249628, 249719, 249720, 249827, 249828, 249840, 350298D and four 337E, for Machine No. 71-101
249630	17918	Clamp Check Section and Cutting Plate, for 249626 and 249755
249631	18219	Face Plate
249640	17923	Feed Wheel Tripping Lever
249641	17923	" " Point, for 249802, 249841 and 249973
*249644	13534	Intermittent Feed Wheel Driving Bevel Gear Bracket, for 249944
249645	13532	Intermittent Feed Wheel Driving Bevel Pinion with two 453AL

NUMERICAL LIST OF PARTS

No.	Plate	Name
*249646	13534	Intermittent Feed Wheel Shaft, for 249946
249656	13533	Knife Bar Disengaging Lever with 1242E
249657	13533	" " " Catch with 1963
249658	13533	Knife Bar Disengaging Lever Catch Bracket with 1242E and 238089
249659	13533	Knife Bar Disengaging Lever Catch Spring
249660	13533	Knife Bar Disengaging Lever Spring
249661	13533	" " Driving Lever
249662	13533	" " " (intermediate)
249666	13529	Needle Bar Frame Connection
249667	13534	" " Driving Gear
249668	13529	" " Regulator Hinge Stud
249669	13534	" " Driving Gear (intermediate) Bracket with 1149AL
249670	13534	Needle Bar Frame Driving Gear (intermediate) Stud
249673	13529	Needle Bar Frame Regulator
*249674	13534	" Vibrating Gear with two 350249E, for 249946
249675	13534	Stitch Regulating Gear, 18 teeth
249677	13534	" " 20 teeth, for Machine No. 71-101
249679	13534	Stitch Regulating Gear, 24 teeth
249682	13534	" " 30 teeth, for Machine No. 71-101
249685	18232	Tension (top cover) Releaser
249686	18232	" " Holder with 201F
249687	13533	Tension (top cover) Releaser Rod
249688	18232	" " Releasing Lever Connection
249691	18265	Thread (upper) Cutting Blade Connecting Rod Latch Lifting Arm
249692	18231	Thread (upper) Guide
249693	13528	Bobbin Winder Thread Leader, for 262053
249702	13532	Pulley (tight) with 454AL
249703	13531	Starting Lever
249704	13531	" " Bracket
249705	13531	Stop Cam with two 202330
249706	13531	" " Gear
249707	13531	" " Guard
249708	13531	" " Stud
249709	13531	" " Interlocking Rod Guide with 1070C, for 249950
249713	13531	Stop Cam Spring Stop Screw Block with 457AL
	Nos.	249714 to 249716, for 249939
249714	13528	Bobbin Winder Base with 27916 and two 28084
249715	13528	Bobbin Winder Frame
249716	13528	" " Spring
249719	17918	Thread (upper) Clamping Blade, for 249629, 249758 and 249810

No.	Plate	Name
249720	17918	Thread (upper) Cutting Blade, for 249629, 249758 and 249810
249722	18234	Splash Guard with 201655X, for 249723
249723	18234	Bed Frame and Splash Guard complete, Nos. 249722, 249993, two 39912 and eight 200574E
249725	13534	Stitch Regulating Gear, 36 teeth, for Machine No. 71-101
249727	13534	Stitch Regulating Gear, 40 teeth, for Machine No. 71-101
*249735	-----	Clamp Carrier Stay Plate, for 249751
249737	13533	Knife Bar Spring
249739	13534	Stitch Regulating Gear Pin
249740	13534	Barring Slide Operating Plate (adjustable)
249741	13531	Stop Cam Interlocking Rod
249742	13531	" " Spring
249744	13534	Stitch Regulating Gear, 45 teeth, for Machine No. 71-101
249746	13536	Screw Driver, for Needle Bar Connecting Stud Set Screw
249749	18263	Clamp Check Holder Adjusting Screw Friction Plate
249750	17928	Shuttle 1-11/16 in. diam., Nos. 23500, 40028 and 249533
249751	17916	Clamp Carrier with 249735 and two 934X, for Machine No. 71-101
249753	17885	Clamp Carrier Plate, for Machine No. 71-101
249755	17918	Clamp Check with 249630, 350297E and two 50138F, for 3/8 to 1 in. buttonholes, for 249758
249756	17918	Clamp Check Holder (for use with 249758)
249758	17918	Clamp Check complete, for 3/8 to 1 in. buttonholes, Nos. 219F, 232105, 249719, 249720, 249755, 249827, 249828, 249840 and 350298D
249759	18265	Clamp Lifting Arm Connection (lower section) for 249866
249760	18265	Clamp Lifting Arm Connection Lock Trip Lever with 690D
249762	17916	Needle Plate, for Machine No. 71-101
249779	18263	Thread (upper) End Cutting Block with 175E (adjustable)
249730	17942	Thread (upper) End Cutting Lever, for Machine No. 71-101
249781	17942	Thread (upper) End Cutting Lever Bracket, for Machine No. 71-101
249782	13530	Thread (upper) End Cutting Lever Operating Cam (adjustable) with 249784
249783	13530	Thread (upper) End Cutting Lever Operating Cam Position Collar with 450AL and 453AL
249784	13530	Thread (upper) End Cutting Lever Operating Cam Position Pin, for 249782

No.	Plate	Name
249785	13530	Thread (upper) End Cutting Lever Operating Cam Spring
249786	17942	Thread (upper) End Cutting Lever Operating Lever
249789	13536	Gauge Chain and Ring, for 249803 and 249984
249800	13533	Tension (top cover) Releaser Rod Spring
249801	13530	Barring Plate (first bar) for use with Feed Wheel 249802, for Machine No. 71-101
249802	17923	Feed Wheel with 249641 and two 220D (120 stitches, 6 bar) for Machine No. 71-101
249803	13536	Gauge, for setting length of buttonhole, with 200137X and 249789, for Machine No. 71-101
249804	13530	Barring Plate (second bar) for use with Feed Wheel 249802, for Machine No. 71-101
249805	17942	Clamp Lifting Arm Connection Lock Stop Plate, for Machine No. 71-101
249810	17918	Clamp Check complete, for 3/8 to 3/4 in. buttonholes, for wide bar and wide bight, Nos. 219F, 232105, 249626, 249719, 249720, 249827, 249828, 249840 and 350298D
249820	13536	Wrench
249826	18263	Thread (upper) Cutting Blade Connecting Rod
249827	17918	Thread (upper) Cutting Blade Shaft, for 249629, 249758, 249810 and 249988
249828	17918	Thread (upper) Cutting Blade Shaft Crank with 906C, for 249629, 249758, 249810 and 249988
249831	18265	Thread (lower) Cutting Lever
249840	17918	Clamp Check Thread Clamping Pressure Spring, for 249629, 249758 and 249810
249841	17927	Feed Wheel with 249641 and two 220D (180 stitches, 6 bar)
249842	17927	Barring Plate, for use with Feed Wheel 249841
249843	18265	Tension (side of Arm) Releaser Lever Spring
249844	13530	Feed Driving Gear (intermediate) Pinion Shaft Eccentric Bushing Position Plate
249845	17916	Thread (lower) Pull-off Finger
249846	13530	Feed Driving Gear with two 448AL
249849	13530	" " " (intermediate) Pinion Shaft Eccentric Bushing
249853	17942	Belt Shifter with 350287C
249854	17942	" " Operating Collar with 350329C
249855	13531	Belt Shifter Operating Rod
249856	17942	" " Shaft
249857	17942	" " " Bracket

No.	Plate	Name
249858	17942	Belt Shifter Shaft Bracket Extension with 51047E
249860	17942	Belt Shifter Shaft Bracket Stop
249861	17942	" " " Guide Collar with 237X
249862	17942	" " " Spring
249863	13530	" " Trip Point, for 249869
249864	17942	" " " Stud
249865	18265	Clamp Lifting Arm Connection (upper section) for 249866
249866	18265	Clamp Lifting Arm Connection complete, Nos. 704C, 23390, 249759 and 249865
249867	17942	Clamp Lifting Arm Connection Lock
249868	17923	Feed Wheel Tripping Lever Point
249869	13530	Knife Bar Disengaging Lever Catch Tripping Point Collar with 175E, 756E, 23466, 249863 and two 448AL
249871	18265	Thread (lower) Cutting Lever Extension
249873	18265	Thread (upper) Cutting Lock (lower section) for 249875
249874	18265	Thread (upper) Cutting Lock (upper section) for 249875
249875	18265	Thread (upper) Cutting Lock complete, Nos. 249873, 249874 and two 203E, for Machine No. 71-101
249878	18265	Thread (upper) Cutting Blade Connecting Rod Latch Lifting Arm Stud
249879	18263	Thread (upper) Cutting Blade Connecting Rod Spring Bracket, for Machine No. 71-101
249880	18265	Tension (side of Arm) Releaser Lever Shaft
249882	17942	Thread (upper) End Cutting Lever Link
249883	18219	Bed Oil Guard Oil Tube (brass) for 249894
		Nos. 249890 to 249892, for 249893
*249890	-----	Pulley (loose) with 200584D
249891	13532	" " Ball Bearing
249892	13532	" " Bushing
249893	13532	Pulley (loose, ball bearing) complete, Nos. 249890 to 249892
249894	18219	Bed Oil Guard with 249883
249895	18219	Clamp Carrier Regulator Slide
		Nos. 249905 to 249907, for 249914
249905	17942	Feed Hand Ratchet Lever
249906	17942	" " " " Extension Handle
249907	17942	Feed Hand Ratchet Lever Pawl with 232382
249912	13534	Stitch Regulating Gear Spring
249914	17942	Feed Hand Ratchet Lever complete, Nos. 90D, 160X, 1449X, 249905 to 249907 and 250058
249915	13529	Thread Take-up Lever Link Hinge Pin with 222598
249916	18265	Thread (lower) Cutting Lever Extension Spring

No.	Plate	Name
249918	13535	Shuttle 1-11/16 in. diam., Nos. 23500, 23503 and 249921
249919	13535	Shuttle Bobbin Case Hinge, Nos. 2974, 15140 and 249920, for 249921
249920	13535	Shuttle Bobbin Case Latch Lever, for 249919
249921	13535	Shuttle Bobbin Case complete, Nos. 591F, 592E, 2975, 15098, 249597 and 249919, for 249918
249922	17923	Stop Lever
249923	17942	Stitch Regulating Gear Disengaging Lever
249928	13535	Shuttle Race Oil Packing (felt) for 249596
249930	18265	Thread (upper) Cutting Blade Connecting Rod Latch Lifting Lever
249931	13532	Oscillating Shaft Bushing (front) Oil Tube (brass)
249932	13532	Oscillating Shaft Bushing (front) Oil Tube Support Plate
249933	13532	Crank Connecting Rod Hinge Screw Oil Tube (brass)
249934	18232	Intermittent Feed Wheel Driving Roller Oiling Felt
249935	18232	Intermittent Feed Wheel Driving Roller Oiling Felt Holder
249938	13528	Bobbin Winder Stop Latch, for 249939
249939	13528	Bobbin Winder complete, Nos. 35D, 203E, 1620J, 7071, 10249, 27538, 27918, 50356D, 249714 to 249716 and 249938
249943	13531	Stop Cam Spring Cover
249944	13534	Intermittent Feed Wheel Driving Bevel Gear Bracket 249644 with 262039 and 350230C
249945	13536	Wrench
249946	13534	Intermittent Feed Wheel Shaft 249646 with 249674, 262046 and two 12546
249947	17942	Sewing Safety Lock Pitman (front section) for 249949
249948	17942	Sewing Safety Lock Pitman (rear section) for 249949
249949	17942	Sewing Safety Lock Pitman complete, Nos. 249947, 249948, two each 914F and 39541
249950	13531	Stop Cam Interlocking Rod Guide 249709 with 1959
		Nos. 249951 to 249960, for Machine No. 71-107
249951	13538	Stitch Regulating Gear, 27 teeth
249952	13538	" " " 54 teeth
249953	13958	" " " 60 teeth
249954	13539	Barring Plate, for use with Feed Wheel 249973, in place of 249801 and 249804
249955	13539	Clamp Arm Bracket with 196F, in place of 39584
249956	13539	Clamp Arm Hinge Block, in place of 23379
249957	13539	Clamp Carrier, in place of 249751
249958	13539	" " Guard
249959	13539	" " Plate, in place of 249753

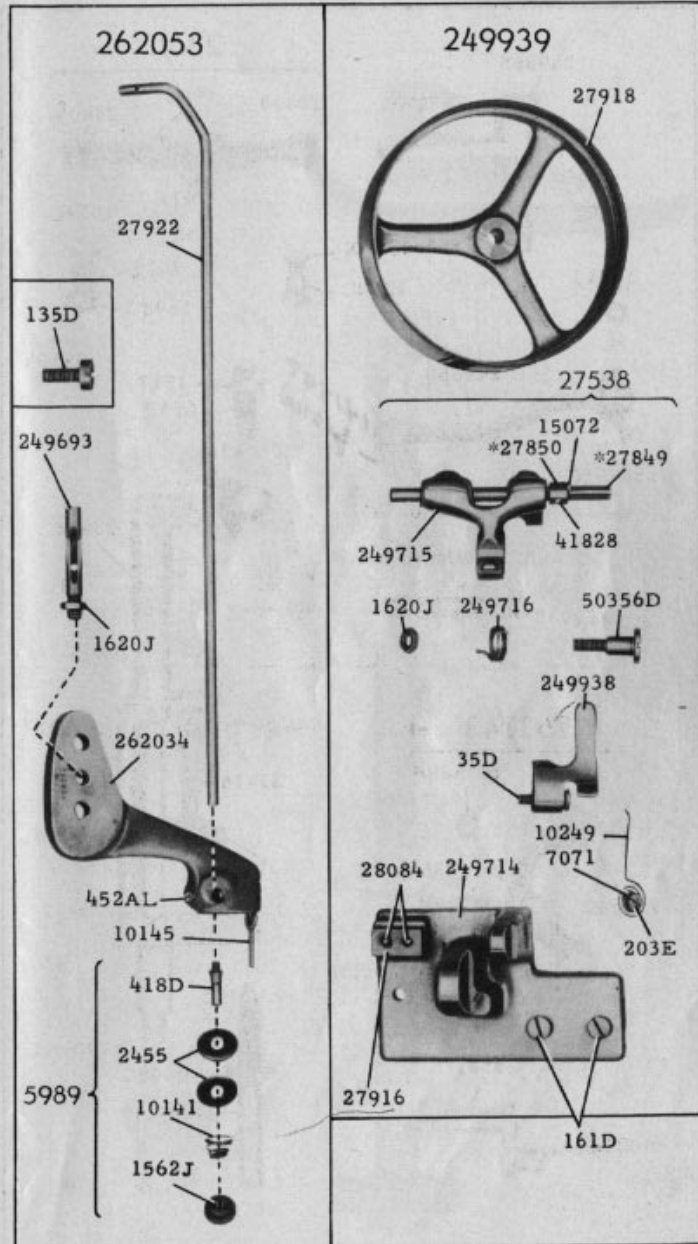
No.	Plate	Name
249960	13539	Clamp Carrier Regulator with 240D, 1960 and 39583, in place of 249623
249963	13538	Clamp Lifting Arm Connection Lock Stop Plate, in place of 249805, for 71-107
249964	13539	Clamp Plate Support, in place of 23573, for Machine No. 71-107
249965	13530	Feed Driving Gear (intermediate) with two 457E
249966	13538	Feed Driving Gear (intermediate) (large) for Stud, in place of 40141, for Machine No. 71-107
249967	13530	Feed Driving Gear (intermediate small) for Stud
249968	13530	Feed Driving Gear (intermediate) for Swing Bracket
249971	13530	Feed Driving Gear (intermediate) Stud
249972	13530	" " " " Swing Bracket
249973	13538	Feed Wheel with 249641 and two 220D (240 stitches, 6 bar) in place of 249802, for Machine 71-107
		Nos. 249976 to 249988, for Machine No. 71-107
249976	13539	Thread (upper) Clamping Blade, in place of 249719, for 249988
249977	13539	Thread (upper) Cutting Blade, in place of 249720, for 249988
249978	13538	Thread (upper) Cutting Blade Connecting Rod Spring Bracket, in place of 249879
249979	13538	Thread (upper) Cutting Lock (lower section) in place of 249873, for 249981
249980	13538	Thread (upper) Cutting Lock (upper section) in place of 249874, for 249981
249981	13538	Thread (upper) Cutting Lock complete, Nos. 249979, 249980 and two 203E, in place of 249875
249982	13538	Thread (upper) End Cutting Lever, in place of 249780
249983	13538	Thread (upper) End Cutting Lever Bracket, in place of 249781
249984	13538	Gauge, for Setting length of buttonhole, with 200137X and 249789, in place of 249803
249985	13539	Needle Plate, in place of 249762
249986	13539	Clamp Check with 249987, two each 237X and 1348E, for 3/4 to 1-1/2 in. buttonholes, in place of 249626, for 249988
249987	13539	Clamp Check Section and Cutting Plate, for 249986
249988	13539	Clamp Check complete, for 3/4 to 1-1/2 in. buttonholes, Nos. 219F, 232105, 249827, 249828, 249976, 249977 and 249986, in place of 249629
249989	18265	Thread (upper) Cutting Blade Connecting Rod Latch Lifting Arm Spring

No.	Plate	Name
249990	18265	Thread (upper) Cutting Blade Connecting Rod Latch Lifting Lever Adjusting Plate
249991	18234	Idler Pulley Bracket with 200363AL, 201007C and 350453C, for 249992
249992	18234	Idler Pulley Bracket complete, Nos. 150496 and 249991
249993	18234	Bed Frame with two each 16555, 19398, four each 84E, 24106, six 14010 and four wood screws 1-1/4 in., No. 12, for 249723
249999	18231	Tension (side of Arm) complete, Nos. 1043C, 1560C, 8238, 39652, 39950 and two 2102
250058	17942	Feed Hand Ratchet Lever Pawl Spring, for 249914
250397	13534	Needle Bar Frame Driving Gear (intermediate) Bracket Position Pin
250408	18261	Machine Rest (high) with 232982 and two wood screws 1 in., No. 12, for 228355 and 228496
250444	17923	Feed Wheel Tripping Lever Screw Stud Washer
250451	13532	Oscillating Shaft Bushing (front) Oil Tube Plate
250491	18265	Thread (upper) Cutting Blade Connecting Rod Latch Lifting Lever Adjusting Plate Screw Washer
255513	13536	Tweezers
255540	13536	Wrench
255541	13536	Wrench
259477	13536	Screw Driver
262014	17942	Sewing Safety Lock
262031	13533	Starting Lever Safety
262032	17942	Thread (upper) End Cutting Lever Spring
262033	13530	Stitch Regulating Gear Guard
262034	13528	Bobbin Winder Tension Bracket with 452AL, for 262053
262035	13530	Feed Driving Gear (intermediate) Bracket
262036	13530	Feed Driving Gear (intermediate) Pinion Shaft
262037	13530	Feed Driving Gear (intermediate) Pinion Shaft Collar with two 201026C
262038	13530	Feed Driving Gear (intermediate) Swing Bracket Screw Washer
*262039	13534	Intermittent Feed Wheel Driving Bevel Gear with two 351880, for 249944
262040	13534	Intermittent Feed Wheel Driving Roller Stud, for 351880
262042	13529	Thread Take-up Lever Link, for 262043
262043	13529	Thread Take-up Lever complete, Nos. 23524, 201528F, 262042 and 350553C
262044	13532	Oscillating Rock Shaft Oil Pad, for 39654
*262046	13534	Intermittent Feed Wheel with two 350249E, for 249946
262047	13534	Needle Bar Frame Driving Gear (intermediate)

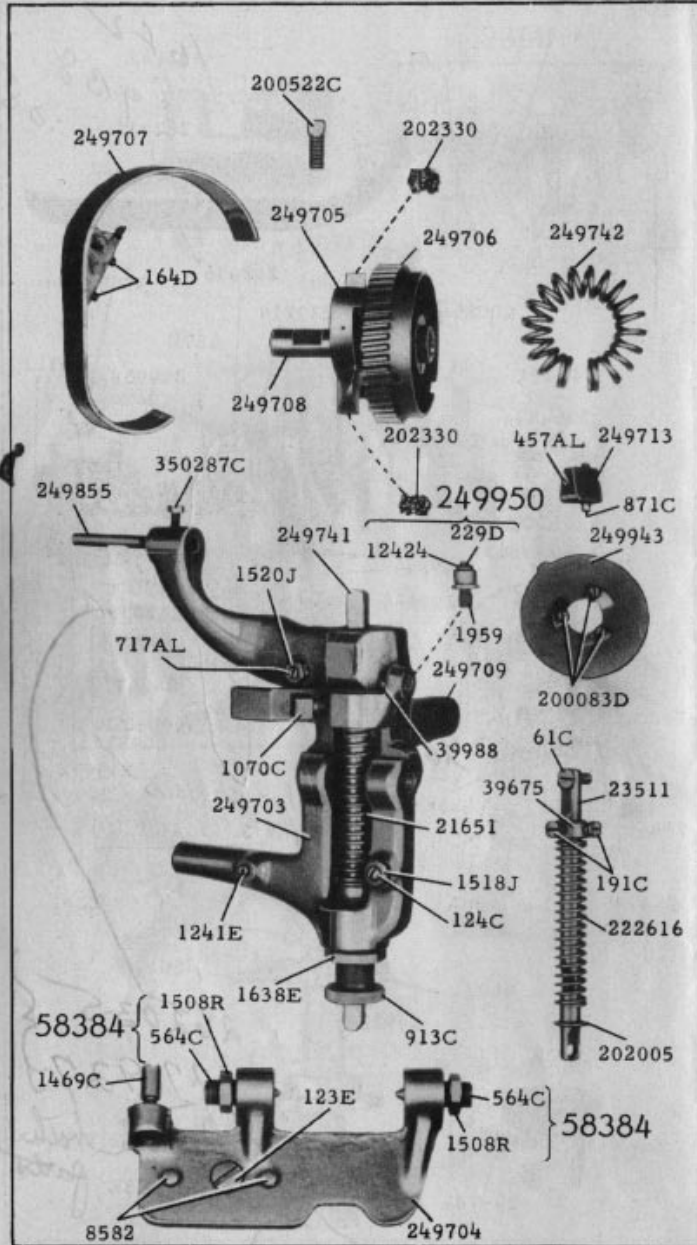
No.	Plate	Name
262053	13528	Bobbin Winder Tension Bracket with Rod complete, Nos. 1620J, 5989, 10145, 27922, 249693 and 262034
350060C	18231	Tension (side of Arm) Screw Stud Set Screw, for 39950
350076C	17923	Clamp Carrier Regulator Stud (to regulate length of buttonhole)
350229E	13530	Barring Plate Screw
350230C	13534	Intermittent Feed Wheel Driving Bevel Gear Cap Screw, for 249944
350234D	17916	Needle Plate Screw, for wide bar buttonholes, for Machine No. 71-101
350235D	17942	Sewing Safety Lock Pitman Hinge Screw (back)
350237C	17923	Feed Wheel Tripping Lever Hinge Screw
350243C	13533	Knife Bar Driving Lever (intermediate) Hinge Screw Stud
350246C	18265	Thread (lower) Cutting Lever Extension Hinge Screw
350249E	13534	Intermittent Feed Wheel Position Screw, for 262046
350249E	13534	Needle Vibrating Gear Position Screw, for 249674
350251C	13529	Needle Bar Frame Connection Hinge Screw
350253C	13534	Barring Slide Operating Plate Adjusting Screw
350254F	13529	Needle Bar Frame Connection Cap Screw
350265C	18263	Thread (upper) Cutting Blade Connecting Rod Hinge Screw
350281C	13533	Knife Bar Driving Lever Hinge Screw
350287C	13531	Belt Shifter Operating Rod Set Screw
350287C	17942	" " Set Screw, for 249853
350287C	18265	Thread (upper) Cutting Blade Connecting Rod Latch Lifting Lever Screw
350288C	17942	Belt Shifter Shaft Bracket Hinge Screw
350297E	17918	Clamp Check Section and Cutting Plate Support Stud, for 249626 and 249755
350298D	17918	Clamp Check Thread Clamping Pressure Spring Screw, for 249629, 249758 and 249810
350310D	13530	Feed Driving Gear (intermediate) Swing Bracket Screw
350329C	17942	Belt Shifter Operating Collar Set Screw, for 249854
350337C	17942	Stitch Regulating Gear Disengaging Lever Hinge Screw
350338E	18265	Belt Shifter Shaft Bracket Spring Screw Stud (lower)
350339E	17942	Belt Shifter Shaft Bracket Spring Screw Stud (upper)
350453C	18234	Idler Pulley Bracket Position Screw, for 249991
350476C	13533	Barring Lever Hinge Screw
350500C	13530	Feed Driving Gear (intermediate) Bracket Position Lever Clamping Screw

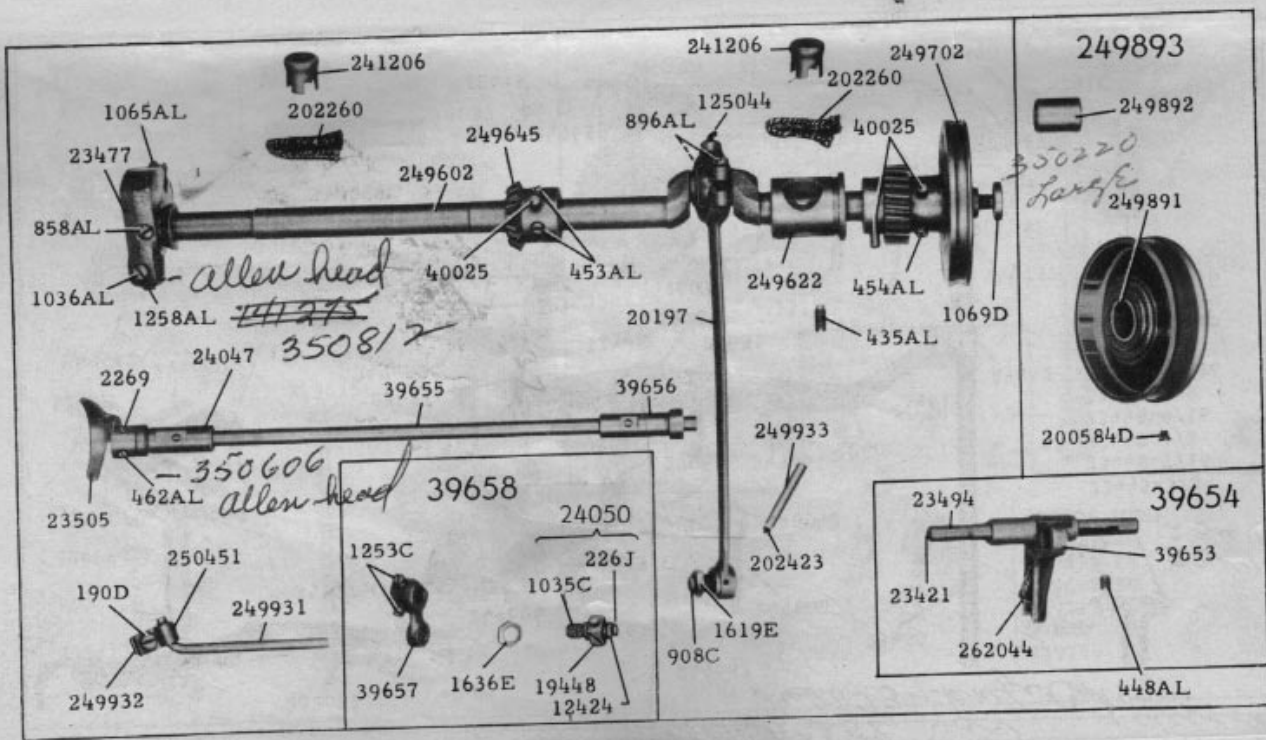
No.	Plate	Name
350553C	13529	Thread Take-up Lever Adjusting Screw, for 262043
351879	13534	Intermittent Feed Wheel Driving Roller, for 351880
351880	13534	Intermittent Feed Wheel Driving Roller 351879 with 229D, 23389 and 262040, for 262039

13528 - 3/8



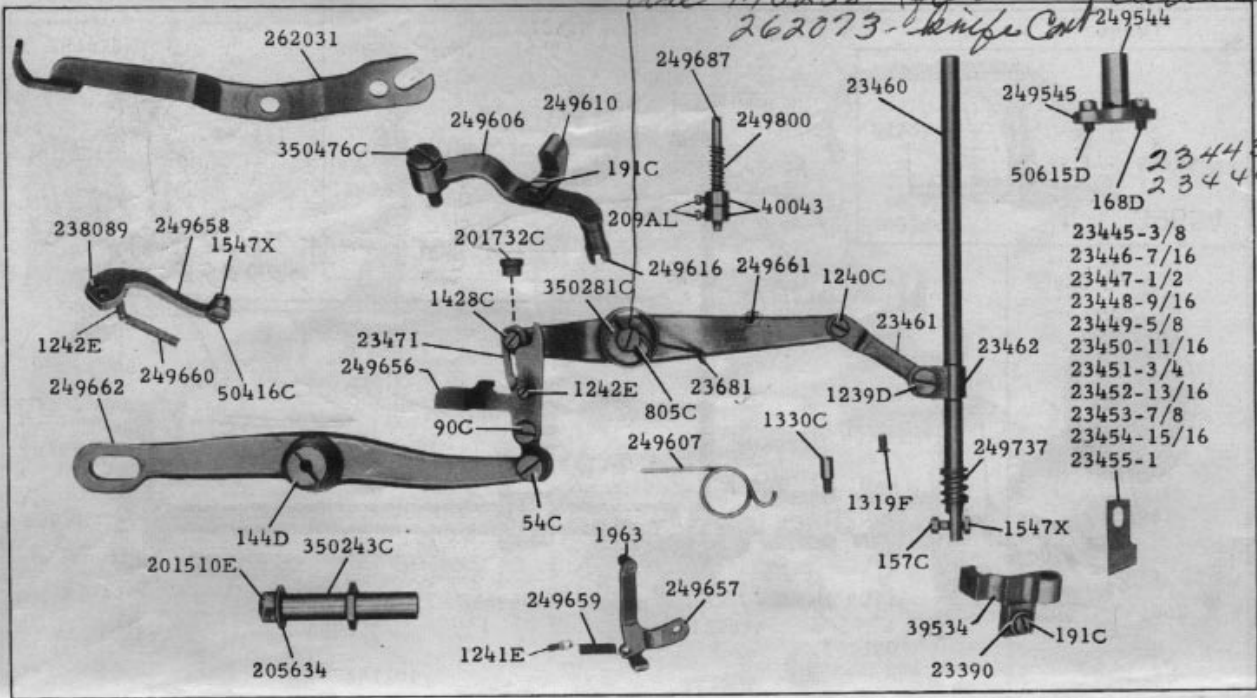
13531 - 1/3





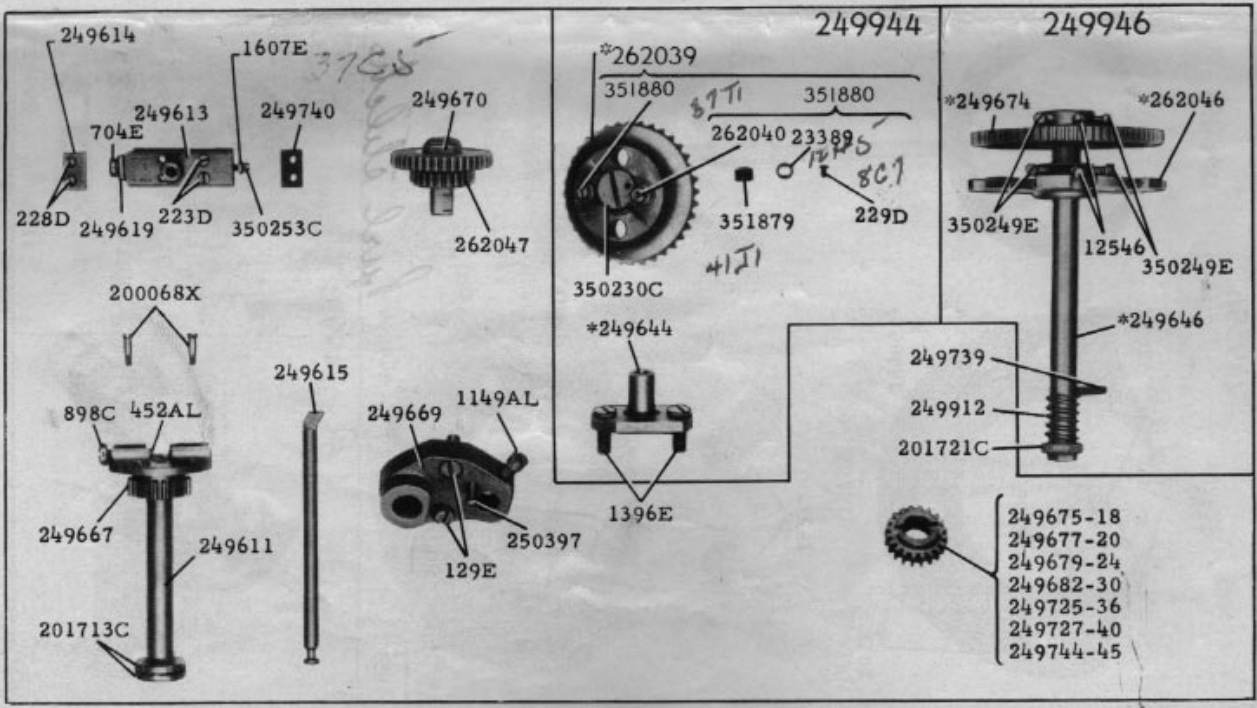
13532 - 1/3

Use 14025X for device
262073 - Knife Cont



- 23443 1/4
23444 5/16
- 23445-3/8
 - 23446-7/16
 - 23447-1/2
 - 23448-9/16
 - 23449-5/8
 - 23450-11/16
 - 23451-3/4
 - 23452-13/16
 - 23453-7/8
 - 23454-15/16
 - 23455-1

13533 - 1/3


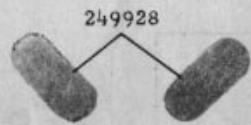



13534 - 3/8

2105

13535 - 2/3

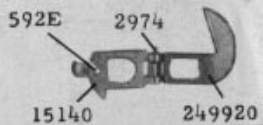
249596



curl stich



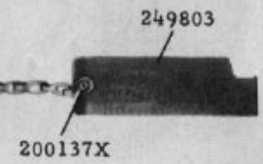


249918



249921

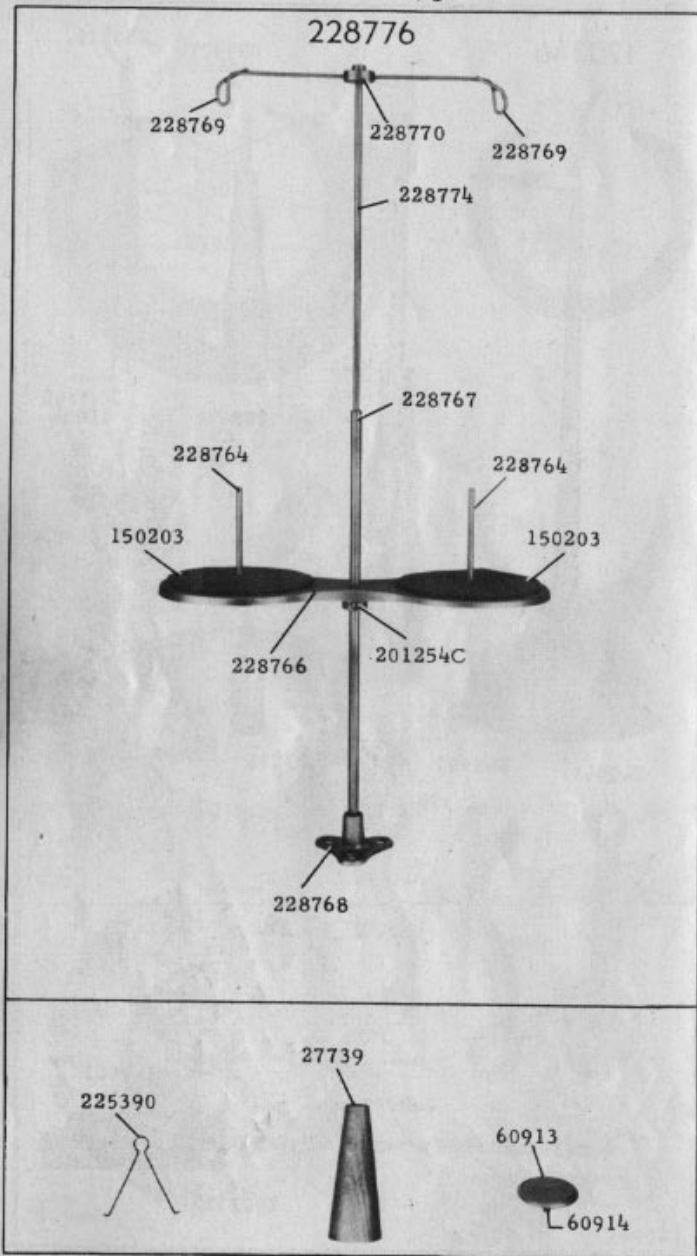
13536 - 1/3

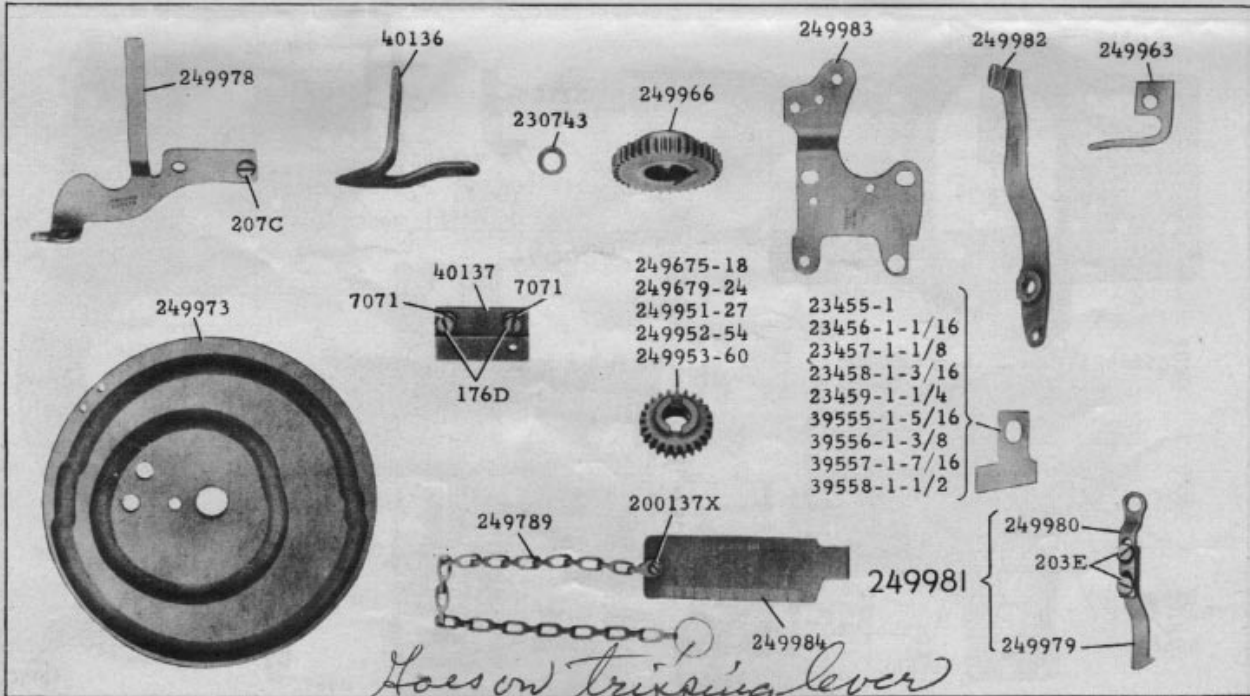
120346



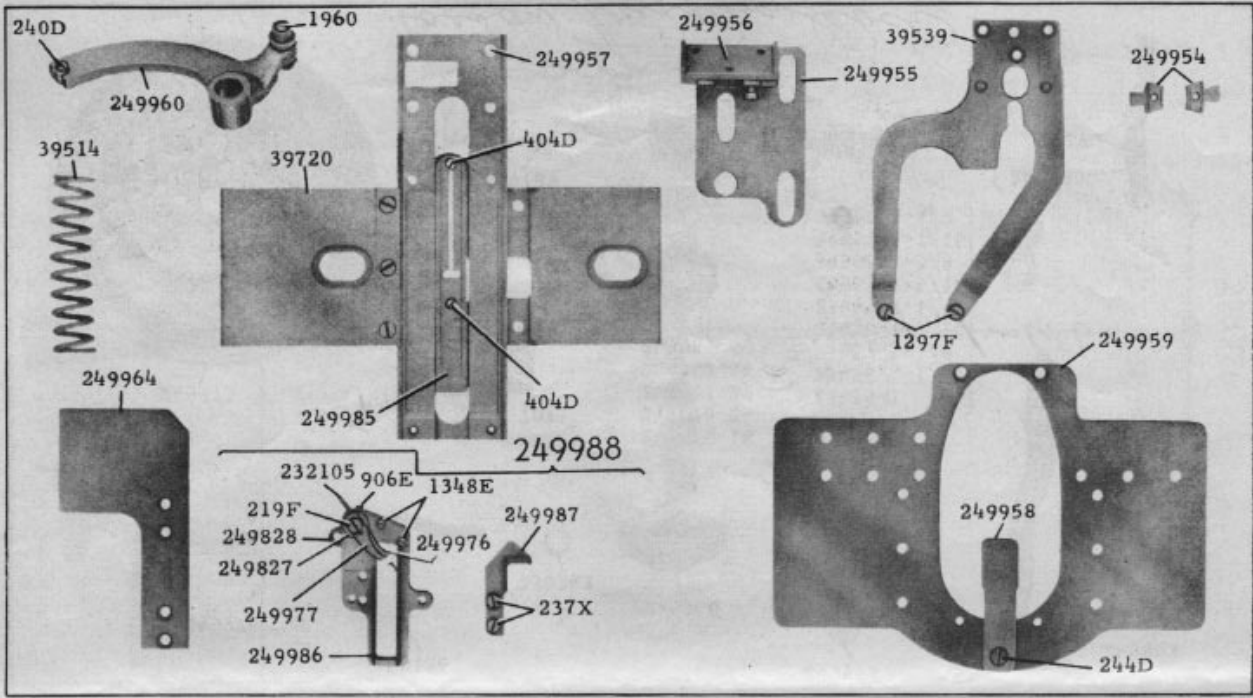
13537 - 1/6

228776



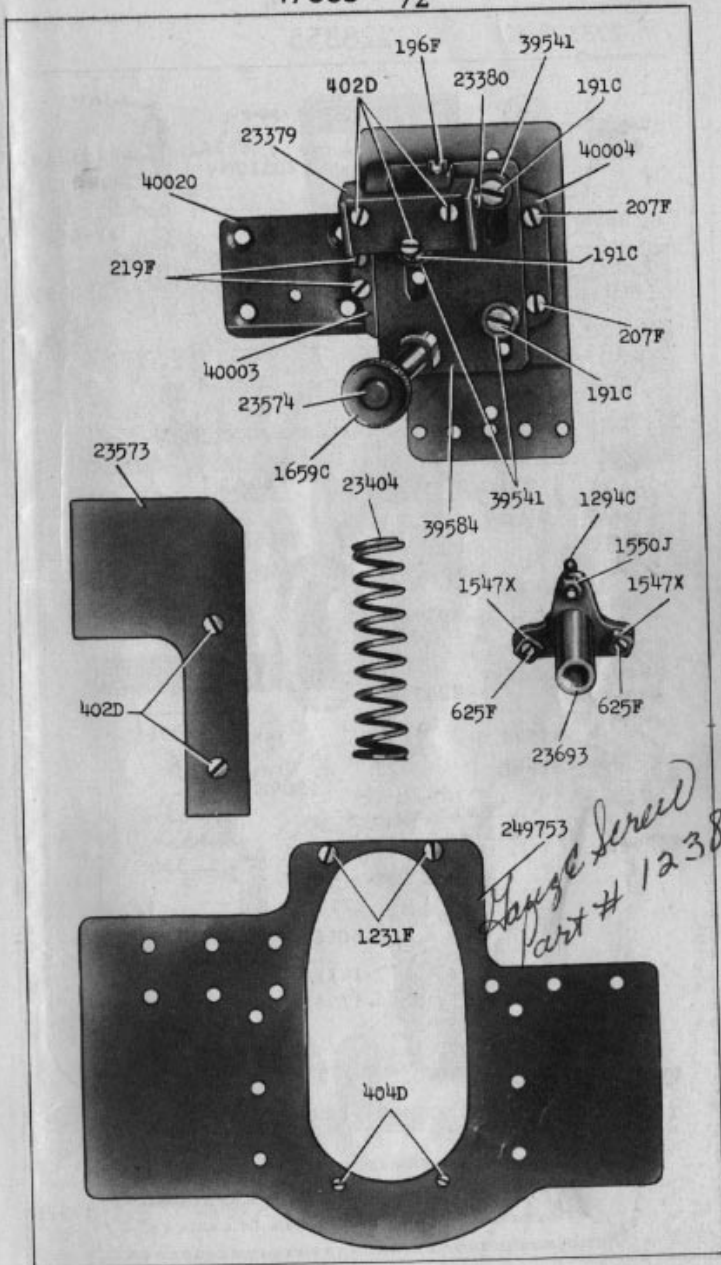


13538 - 3/8

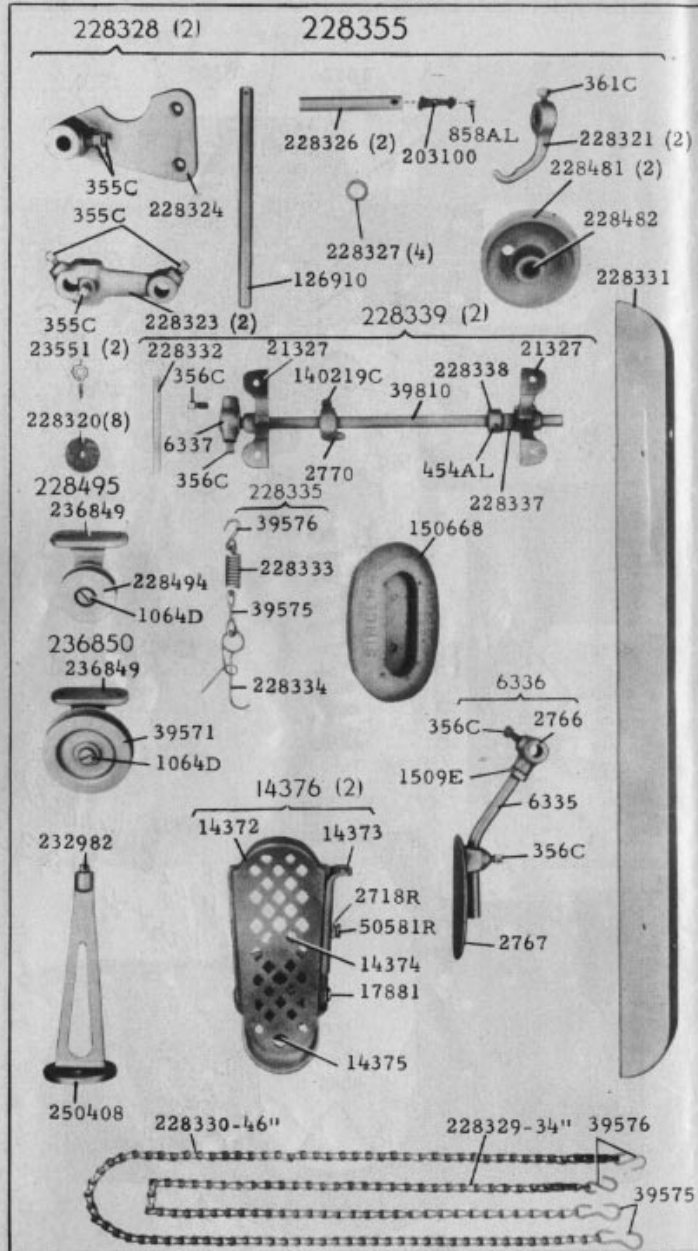


13539 - 3/8


17885 - 1/2



17903 - 1/6

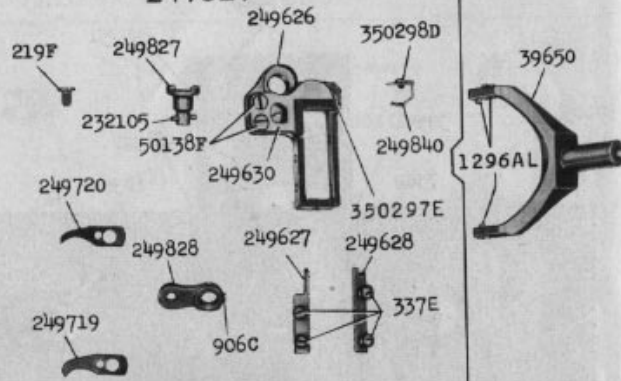


17916 - 1/2



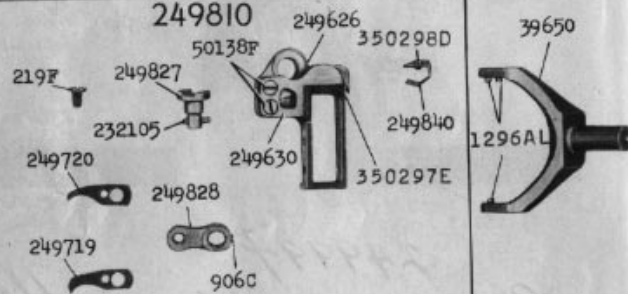
17918 - 1/2

249629



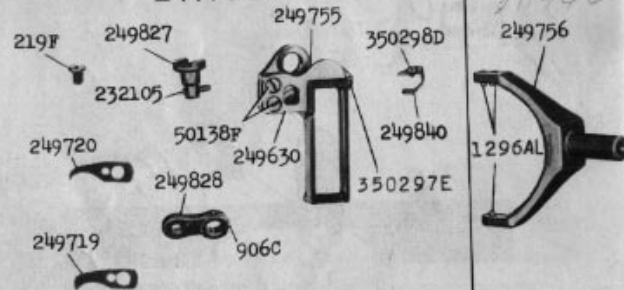
3/8 - 7/16 - 1/2 - 9/16 - 5/8 - 11/16 - 3/4

249810




3/8 - 7/16 - 1/2 - 9/16 - 5/8 - 11/16 - 3/4

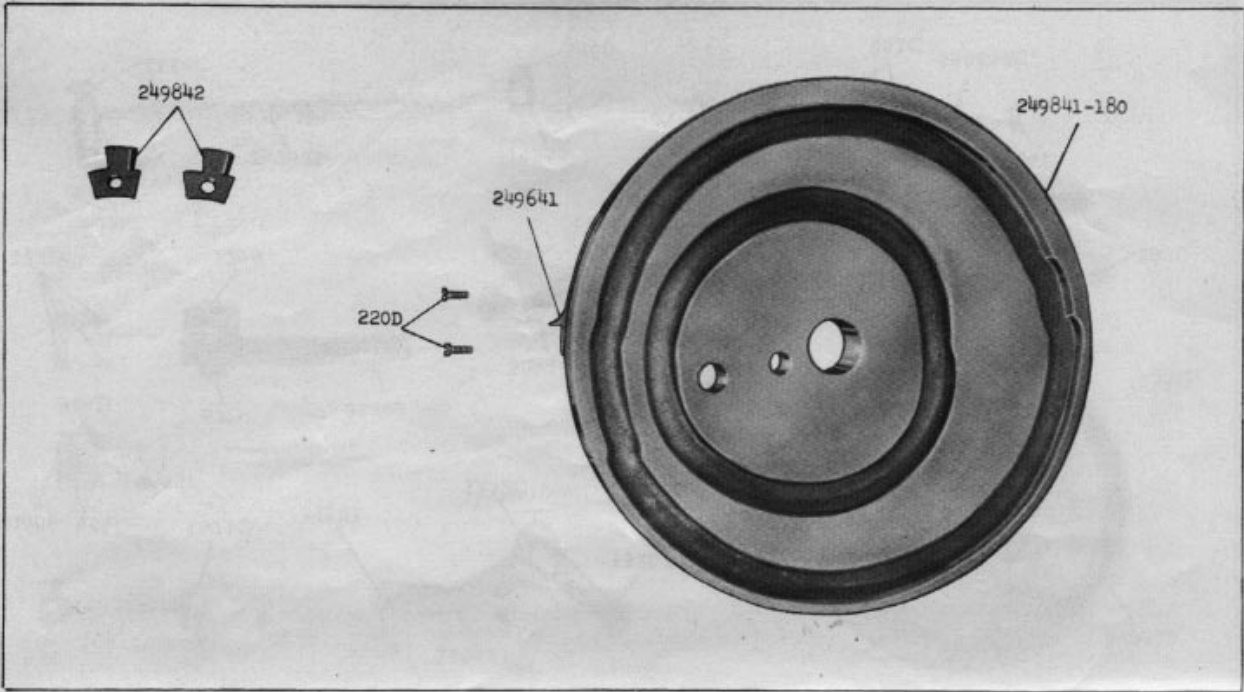
249758



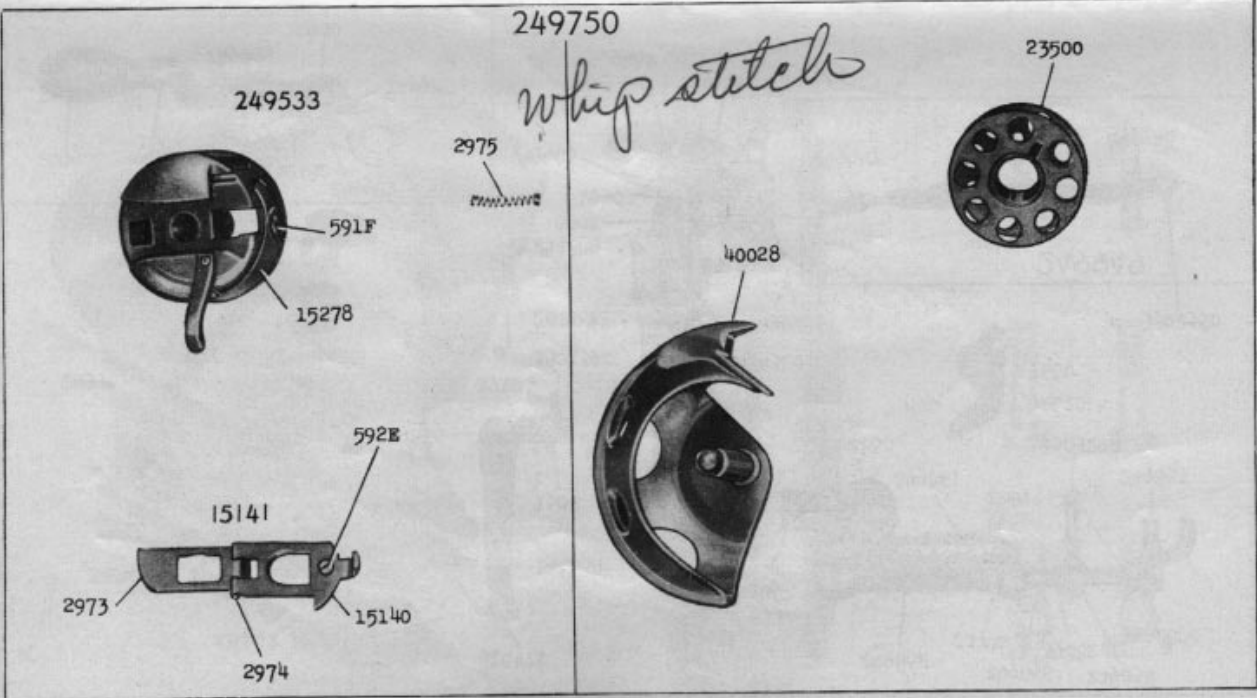
3/8 - 7/16 - 1/2 - 9/16 - 5/8 - 11/16 - 3/4 - 13/16 - 7/8 - 15/16 - 1



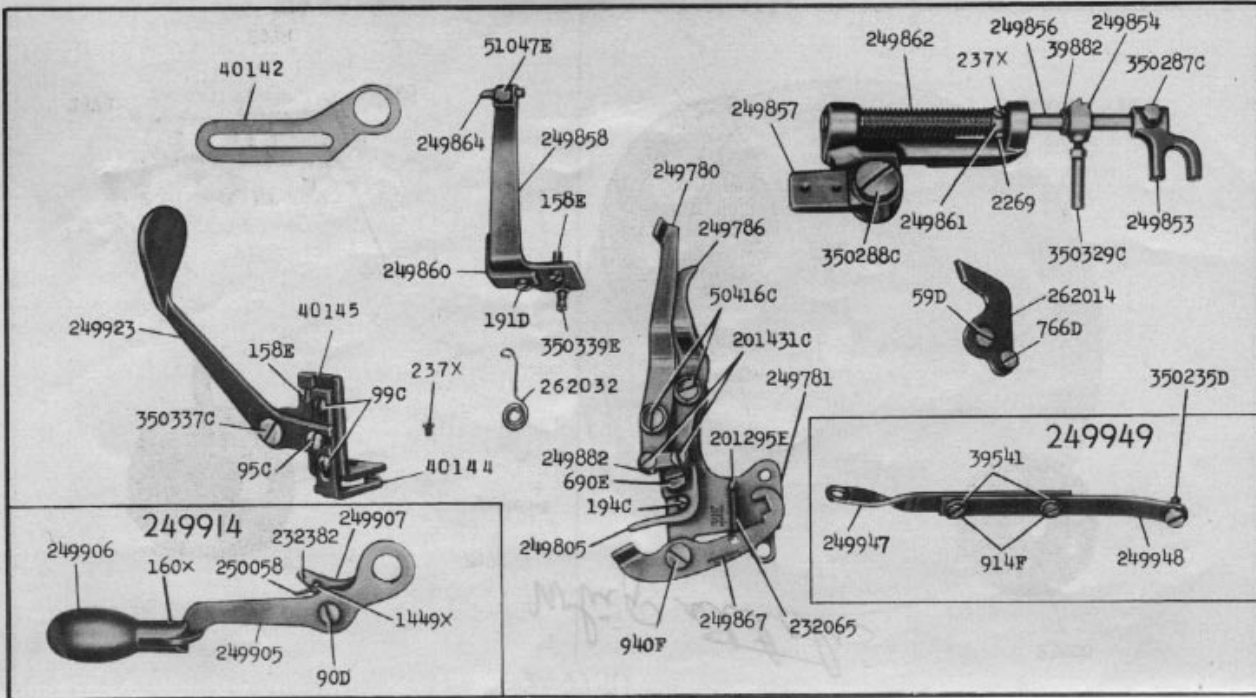
17923 - 3/8



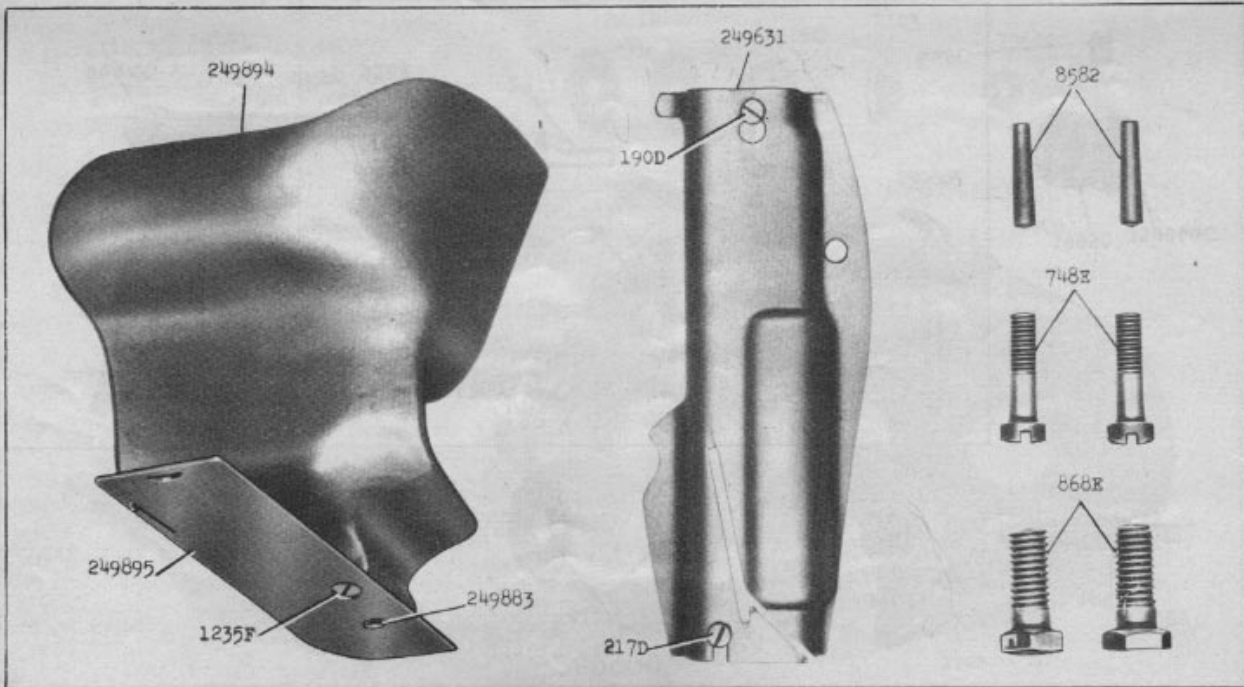
17927 - 5/8



17928

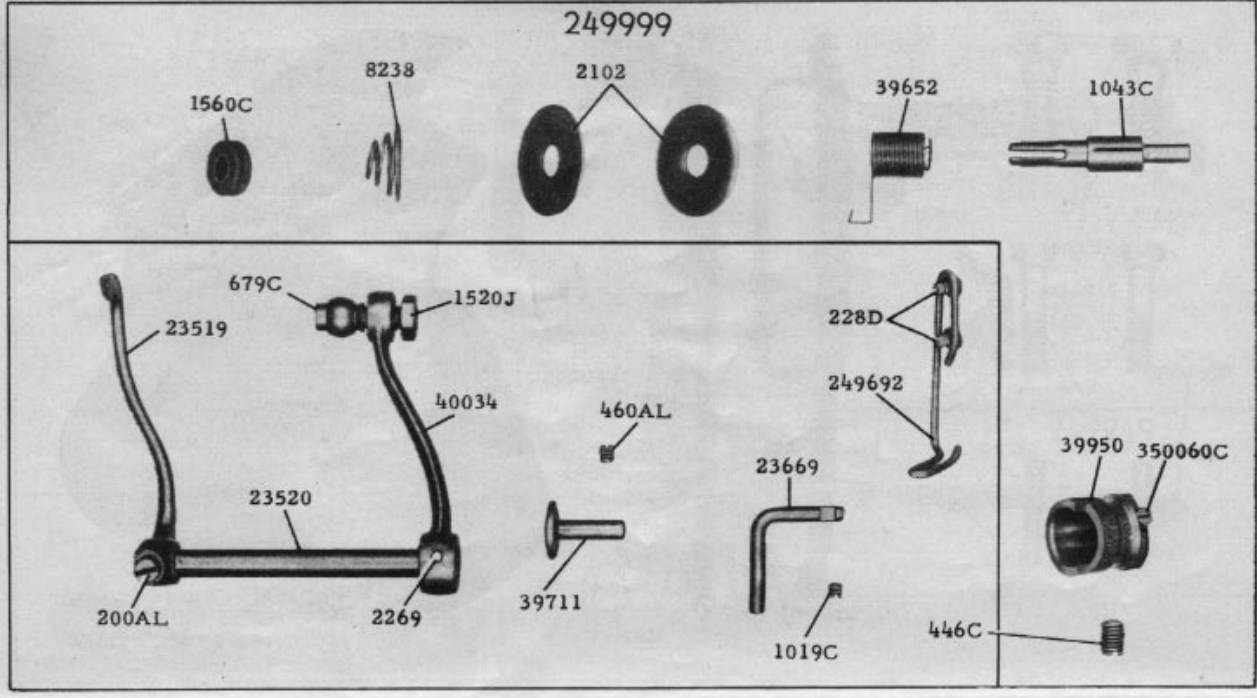


17942 - 1/3



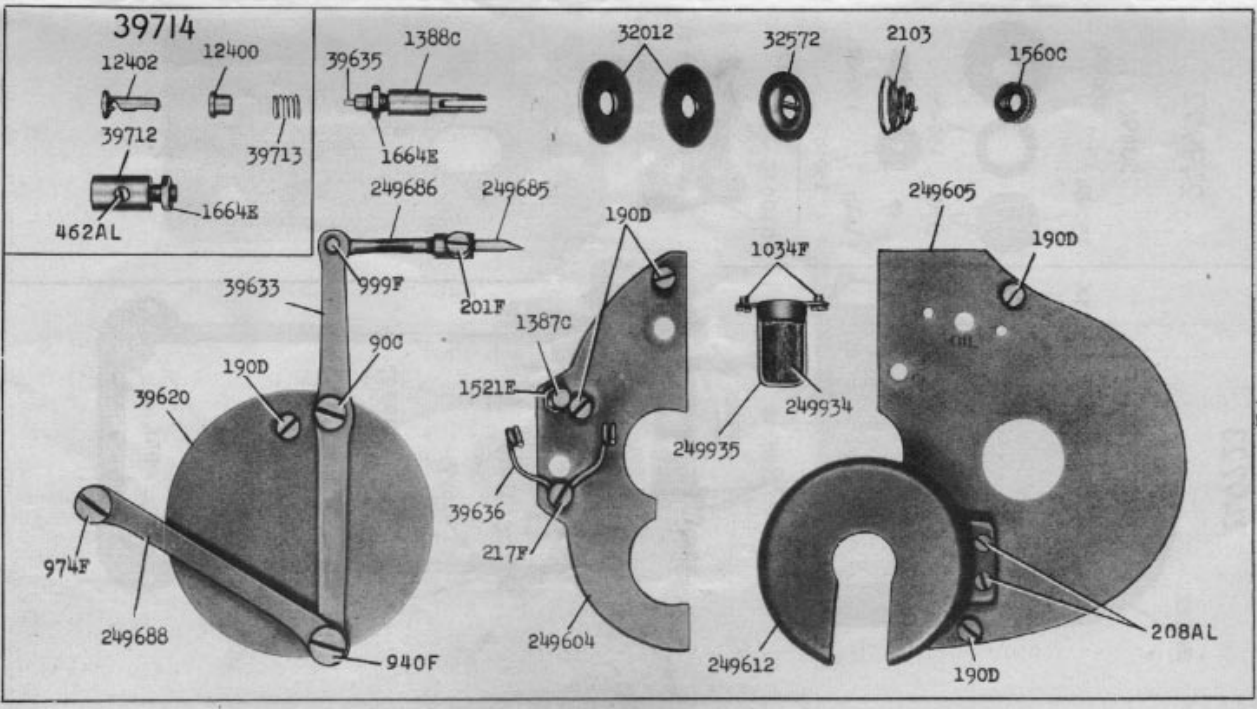
18219 - 1/2

249999



18231 - 2/3

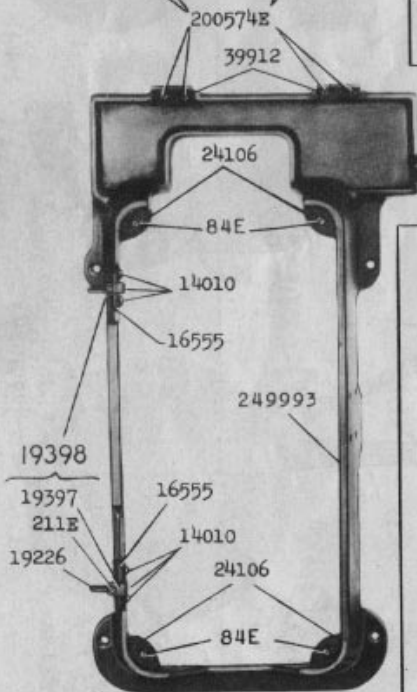

39714



18232 - 1/2

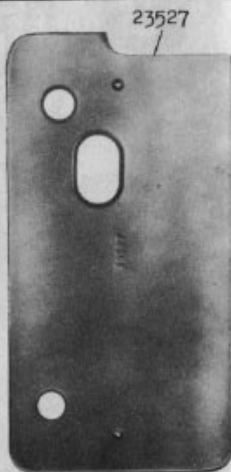

18234 - 1/6

249723



249992

150496

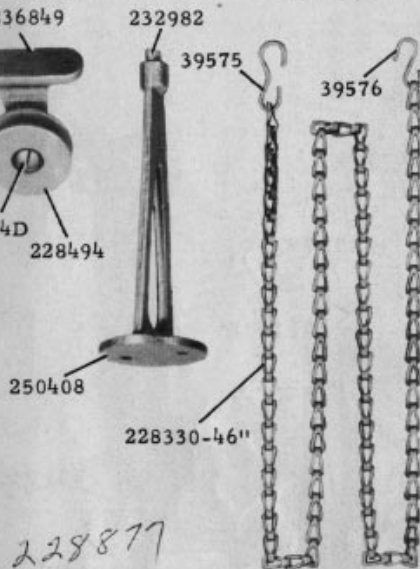


18261 - 1/4

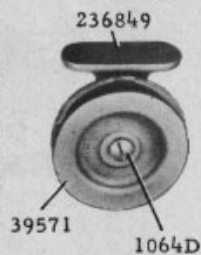
228495



228496



236850 (3)



228320 (4)

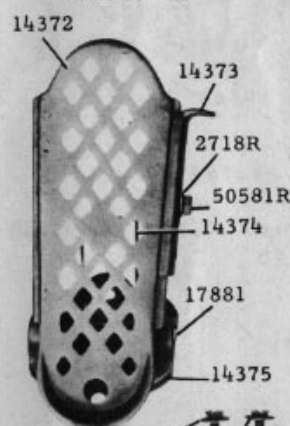


23551 (2)

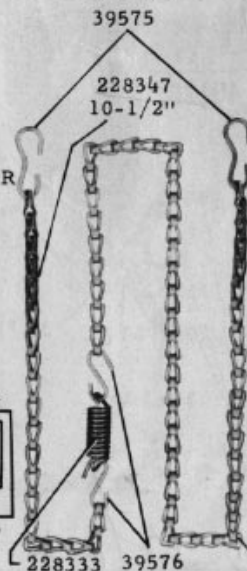


228877

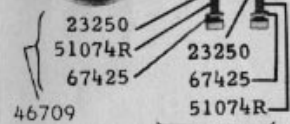
228757 (2)



228349



228500



46709

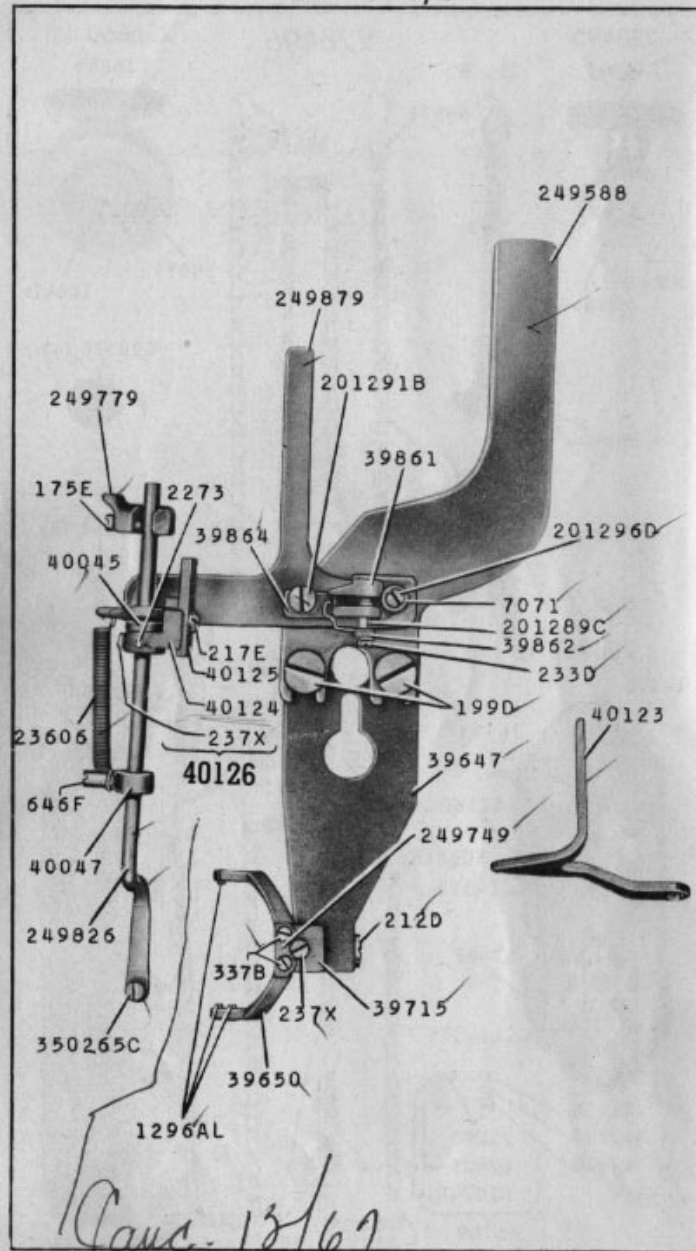
46709

228333 39576

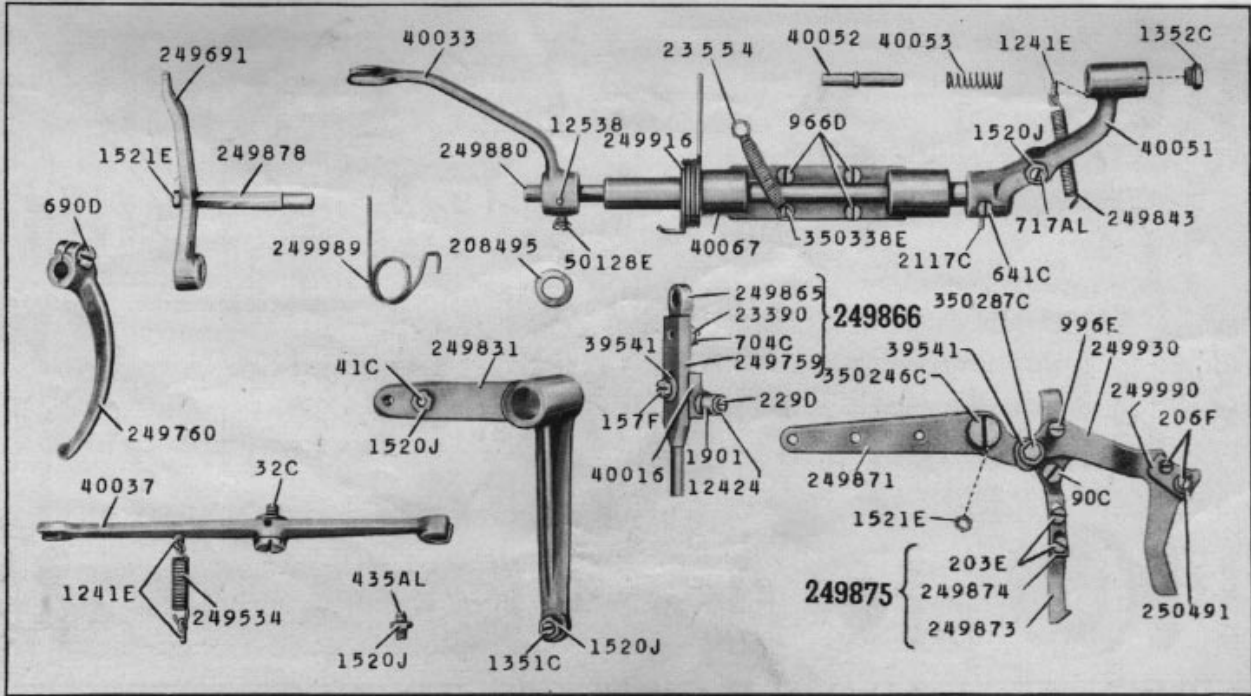
228348-27\"/>

13V1

18263 - 1/2



Case - 13/69



18265 - 1/3